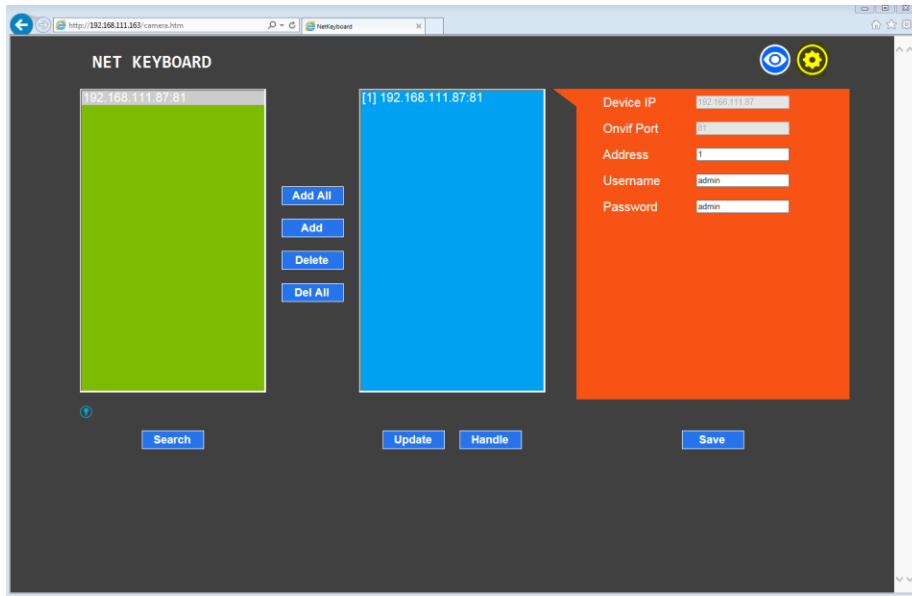


This is a guide to help you through the firmware process for the PT-Joy. This firmware upgrade is just to remove the key beeps from the unit. Before you get started please download the firmware folder from the dropbox link below.

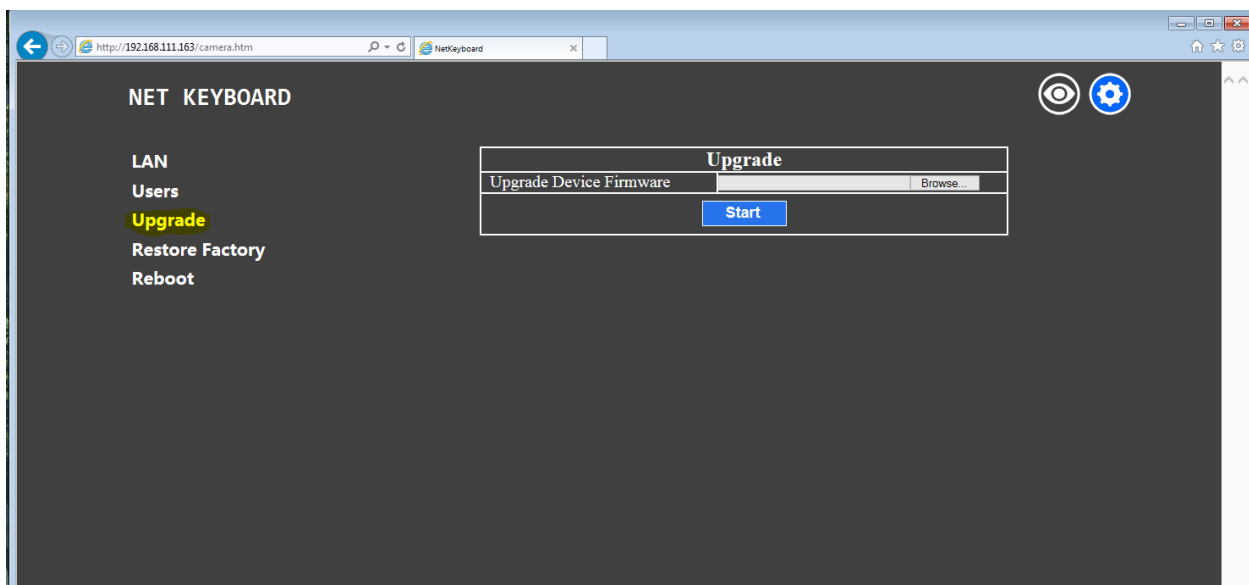
[https://www.dropbox.com/sh/1fgeoebumv5uspg/AAD44B0I\\_klIkVJTGFx4Wlta?dl=0](https://www.dropbox.com/sh/1fgeoebumv5uspg/AAD44B0I_klIkVJTGFx4Wlta?dl=0)

The first thing you want to do is log into your PT-Joy's IP interface, this is where the firmware upgrade will be applied from. Please be sure to use Internet Explorer for the upgrade.

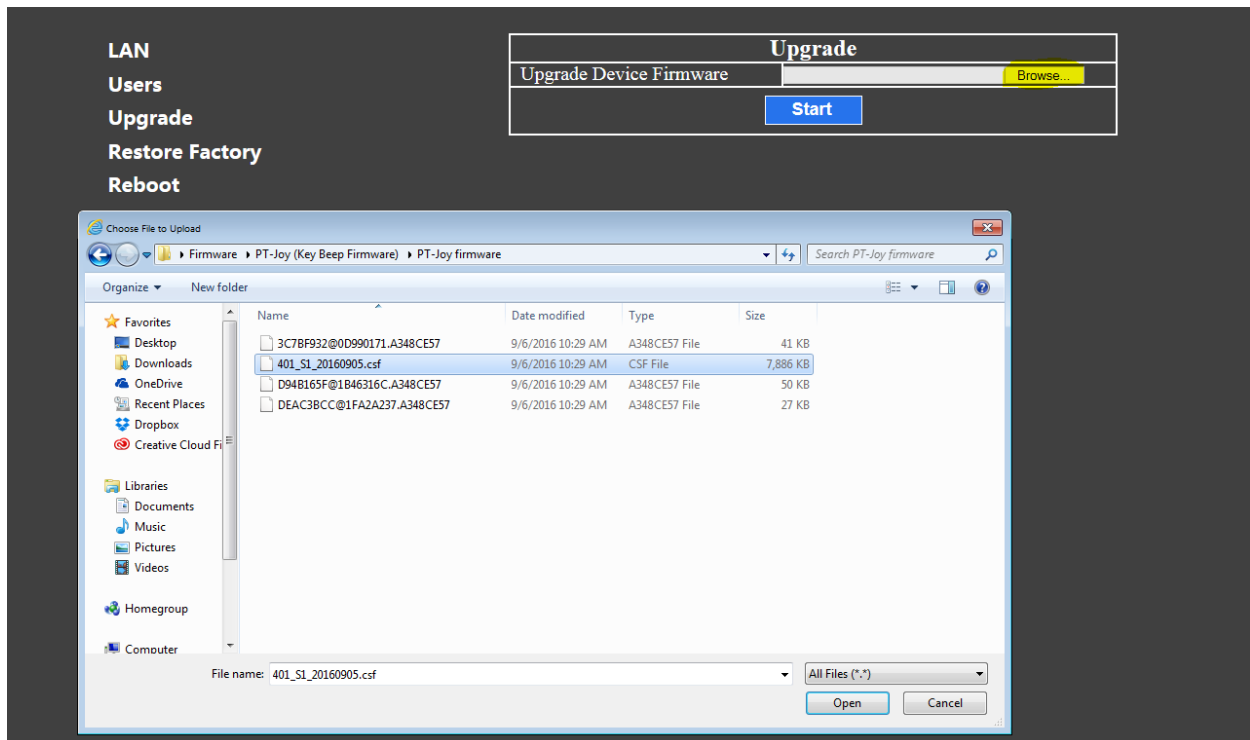
Once you are in the IP interface, you want to go to the little gear icon in the upper right of the screen.



The next thing you want to do is to go to the Upgrade tab of the menu.



Now, use the browse button to find the firmware file from the firmware folder, it should look like this.



Once you start the firmware process, it should complete in about 2 minutes. It does take some time for the device to reboot. Once the joystick has rebooted, you should be good to go without any of the key beeps!