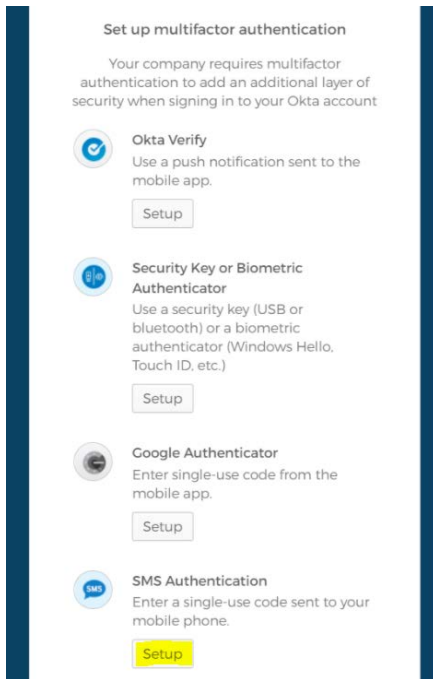


## MFA Enrollment Using SMS Authentication



To get started, click the NRDR icon on <https://sso.acr.org> or log in through the NRDR portal <https://nrdr.acr.org> where you will be prompted to enroll in at least one of the 4 factors provided.

To select SMS, Click 'Setup' under SMS Authentication

ACR

SMS

Receive a code via SMS to authenticate

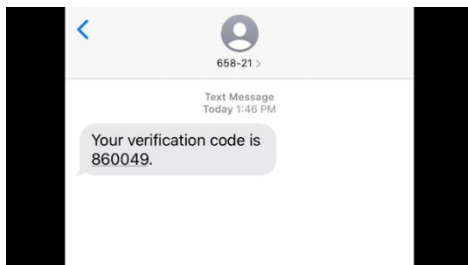
United States

Phone number

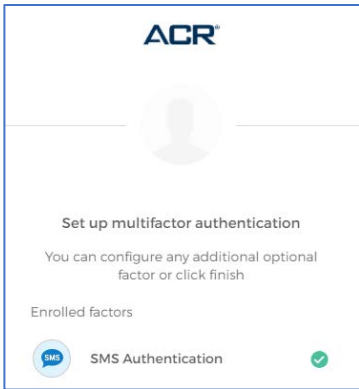
+1 7038675309 Send code

Back to factor list

Select the country where your phone is registered. Next, type in your mobile phone number and click 'Send Code'

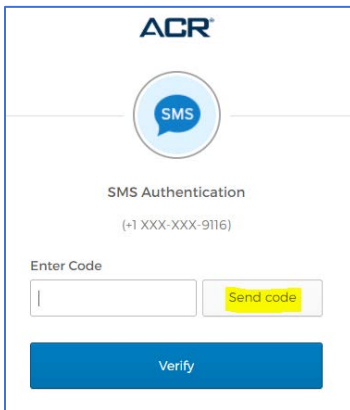


On the mobile device of the phone number you entered, you will receive an SMS message containing your enrollment code. Enter this code in the 'Enter Code' field on your screen

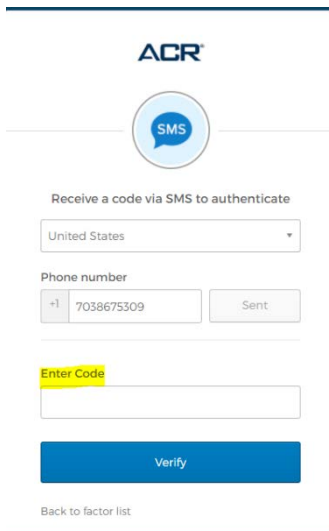


Your device is now enrolled in SMS authentication. You may optionally enroll in additional factors (recommended) or click finish.

## Using SMS Authentication



The next time you are prompted for SMS Authentication, your phone number should be recognized and will display the last 4 digits. Click 'Send Code' to receive a new code.



Type your new code into the Enter Code field and click 'Verify'.

You have successfully passed an SMS Authentication prompt and should be logged into the application.