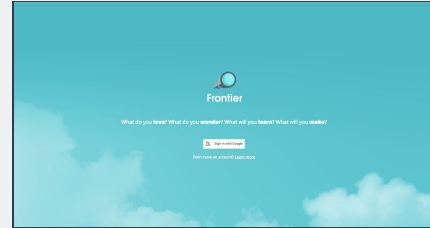


Frontier Teacher Setup Guide

SETTING UP YOUR TEACHER ACCOUNT (FOR TEACHERS ONLY)

1. Go to frontier.esparklearning.com/teacher
2. Select “Sign up with Google” and enter your credentials
3. If you’re new to Frontier, Frontier will ask you to create your class.

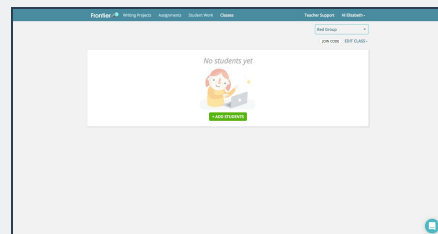


GETTING STARTED WITH FRONTIER

GET STUDENTS SET UP WITH FRONTIER

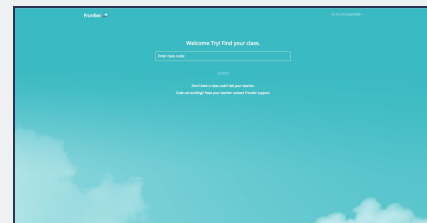
Go to the “Setup” Tab on your teacher dashboard.

1. Select your class from the drop down list.
2. Click the “Add Students” button.
3. Write down your Join Code.



Have students log into Frontier by going to <https://frontier.esparklearning.com> (FOR STUDENTS ONLY)

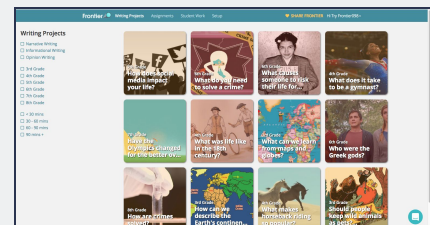
1. Students select “Login with Google” and enter their credentials
2. Students enter your Class Code



FIND & ASSIGN A FRONTIER PROJECT

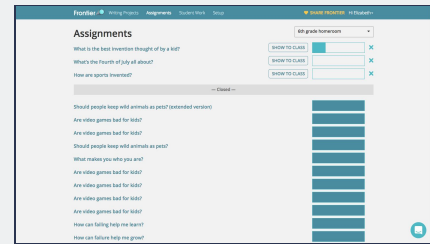
Go to the “Writing Projects” Tab on your teacher dashboard.

1. Use the filters on the left hand side to filter for content.
2. When you find a project you like, select it.
3. You can use the “Preview” button to view the project and the “Assign” button to assign the project to your students.



Guide your students through the first project.

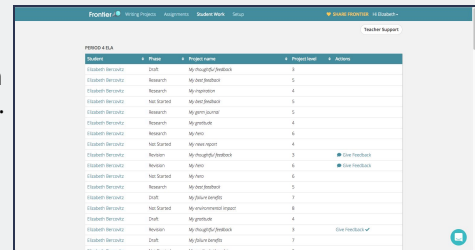
1. Have students log into Frontier. They will see the project you assigned.
2. On your teacher dashboard, go to the "Assignments" tab.
3. Select "Show to Class" to walk your students through the project.



MONITORING STUDENT WORK & FRONTIER BEST PRACTICES

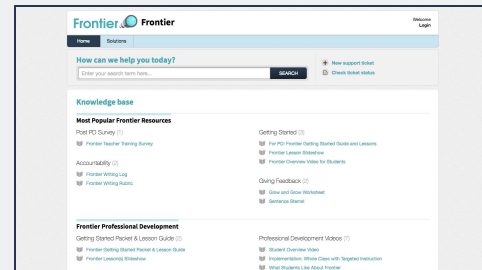
Monitoring Student Work

1. To monitor student work, go to the "Student Work" tab on your teacher dashboard.
2. You can view what students are working on, and you can select a particular student to view their portfolio of work.



Frontier Best Practices

1. Visit our teacher resource page to view our printable resources & videos - frontier-support.esparklearning.com.
2. We recommend the following resources:
 - a. Frontier Writing Log - great for students to use as they go through each project
 - b. Frontier Writing Rubric
 - c. Frontier Lesson Slideshow - helps you launch Frontier in your classroom and set expectations with students



QUESTIONS?

Reach out to us anytime at support@esparklearning.com. We're always happy to help!