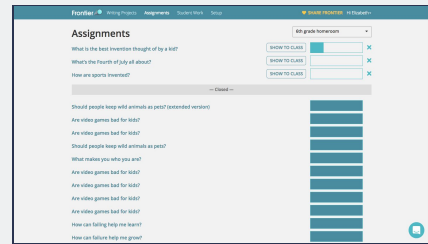


Guide your students through the first project.

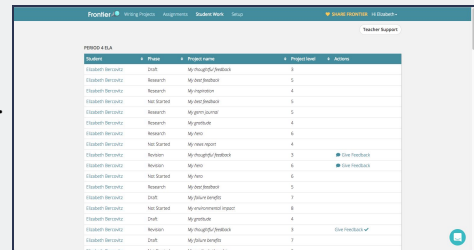
1. Have students log into Frontier. They will see the project you assigned.
2. On your teacher dashboard, go to the "Assignments" tab.
3. Select "Show to Class" to walk your students through the project.



MONITORING STUDENT WORK & FRONTIER BEST PRACTICES

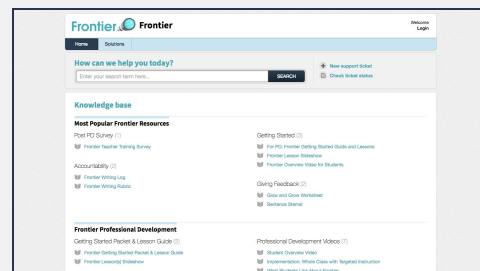
Monitoring Student Work

1. To monitor student work, go to the "Student Work" tab on your teacher dashboard.
2. You can view what students are working on, and you can select a particular student to view their portfolio of work.



Frontier Best Practices

1. Visit our teacher resource page to view our printable resources & videos - frontier-support.esparklearning.com.
2. We recommend the following resources:
 - a. Frontier Writing Log - great for students to use as they go through each project
 - b. Frontier Writing Rubric
 - c. Frontier Lesson Slideshow - helps you launch Frontier in your classroom and set expectations with students



QUESTIONS?

Reach out to us anytime at support@esparklearning.com. We're always happy to help!