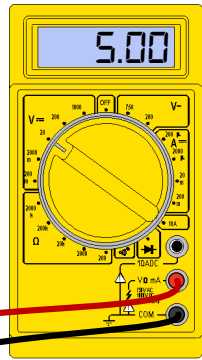


Razor Variable Speed Controller with 6-Wire Throttle Test Procedure

Turn power switch to on position before performing these tests.

Step 1
Test Throttle Output Voltage of Controller

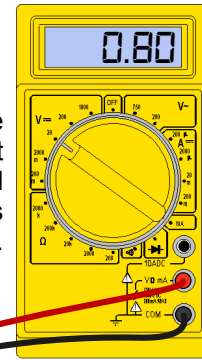


Voltage Should Be Between 4.3 and 5 Volts

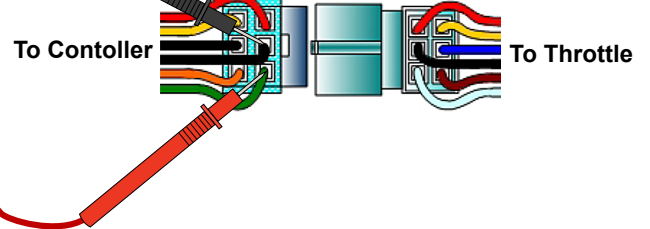


Step 2
Test Signal Voltage of Throttle

Reading should be around 0.8 Volts at zero throttle and around 4.3 Volts at full throttle.



Voltage Should Be Between 0.8 and 4.3 Volts
However Anything Between 1 and 4 Volts is OK



If the controller does not have a 4.3 through 5 Volt output to the throttle then the controller or one of the parts connected to it such as the power switch, fuse or circuit breaker, wiring harness, connectors, brake switch, or battery pack is faulty.

If the controller has a 4.3 through 5 Volt output to the throttle and the throttle has a zero Volt output signal at any throttle position then the throttle, throttle cable, or throttle connector is faulty.