

# Applying Qlik Sense Licence Changes

**Informance Limited**

Warwick Innovation Centre, Warwick Technology Park  
Gallows Hill, Warwick, CV34 6UW. England  
Tel: +44(0)1926 623 456. Web: [www.informance.co.uk](http://www.informance.co.uk)

Informance Limited. Company No: 05826989. Registered in England and Wales  
Registered Office: Warwick Innovation Centre, Warwick Technology Park, Gallows Hill, Warwick, CV34 6UW

## Introduction

This document describes the process of changing the Qlik Sense server licence following a change (ie. Additional tokens have been added)

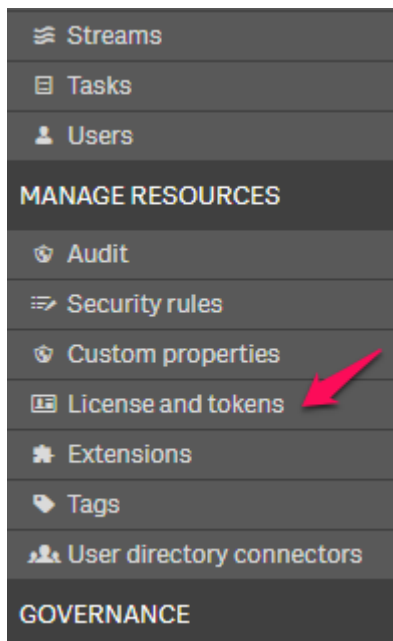
## Pre-requisites

1. Qlik Sense server has been installed and configured
2. The server has been previously licenced
3. The user applying the changed licence has the Root Admin role assigned

## Applying the Licence Change

Open the Sense Management Console (QMC) by navigating to <https://<server>/QMC>.

On the Start menu down the left-hand side, navigate to License and tokens

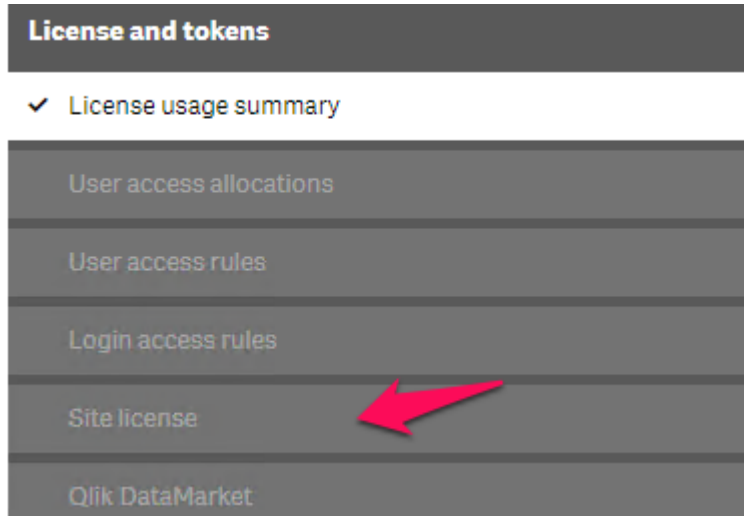


### Informance Limited

Warwick Innovation Centre, Warwick Technology Park  
Gallows Hill, Warwick, CV34 6UW. England  
Tel: +44(0)1926 623 456. Web: [www.informance.co.uk](http://www.informance.co.uk)

Informance Limited. Company No: 05826989. Registered in England and Wales  
Registered Office: Warwick Innovation Centre, Warwick Technology Park, Gallows Hill, Warwick, CV34 6UW

On the right hand panel, select Site license



Enter the licence Control number into the appropriate box (1) (This will have been supplied with your original licence. If you're unable to locate it, please email support@informance.co.uk).

The Owner name, Owner organization and Serial number boxes will be pre-populated.

And expand the LEF access using the arrow (2)

**SITE LICENSE**


Owner name

Owner organization

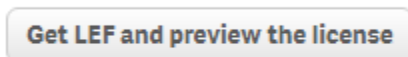
Serial number

Control number

▼ LEF access **2**



Once expanded, click the Get LEF and preview the licence button.



Any changes to the LEF will now be updated.

Select Apply to complete the update.

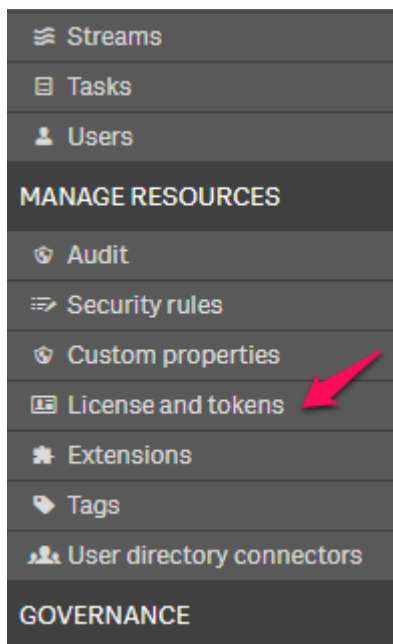
## Updating Licence Without an internet Connection

If the Sense server doesn't have access to the internet, the licence will need to be updated manually.

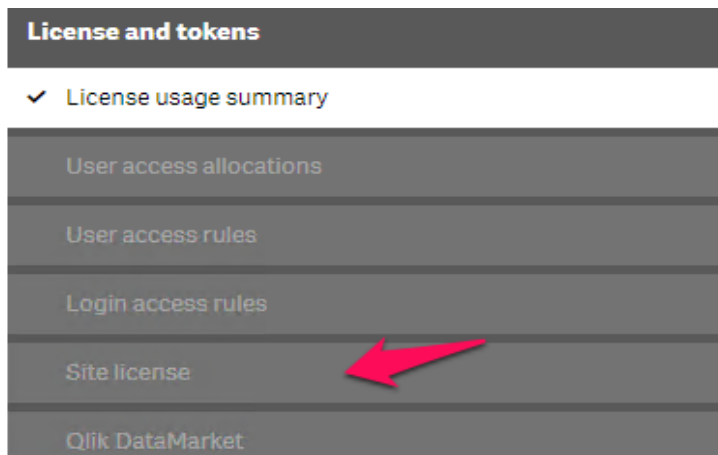
Please contact Informance Support ([support@Informance.co.uk](mailto:support@Informance.co.uk)) and we will be able to supply you with the updated Licence Enabler File (LEF).

Open the Sense Management Console (QMC) by navigating to <https://<server>/QMC>.

On the Start menu down the left-hand side, navigate to License and tokens



On the right hand panel, select Site license



### Informance Limited

Warwick Innovation Centre, Warwick Technology Park  
Gallows Hill, Warwick, CV34 6UW. England  
Tel: +44(0)1926 623 456. Web: [www.informance.co.uk](http://www.informance.co.uk)

Informance Limited. Company No: 05826989. Registered in England and Wales  
Registered Office: Warwick Innovation Centre, Warwick Technology Park, Gallows Hill, Warwick, CV34 6UW

Enter the licence Control number into the appropriate box (1) (This will have been supplied with your original licence. If you're unable to locate it, please email support@informance.co.uk).

The Owner name, Owner organization and Serial number boxes will be pre-populated.

And expand the LEF access using the arrow (2)

**SITE LICENSE**

Owner name

Informance Ltd

Owner organization

Informance Ltd

Serial number

[blurred]

Control number

← ..... **1**

▼ LEF access **2**

Copy and paste the LEF that you have received via email into the box, over-writing the existing LEF.

Get LEF and preview the license

**i** Notice  
If you received your LEF via email, you can copy and paste it into the text field to the right.

[blurred]  
PRODUCTLEVEL;50;;2017-12-30  
OVERAGE:NO;;  
TIMELIMIT;VALUE;;2017-12-30  
TOKENS;10;;  
[blurred];  
4W9N-BW5L-N666-NLD4-CBM3

Select Apply to complete the update.