



TOYOTA

2023 Tundra

2023 TUNDRA

Born for this.

Introducing the 2023 Tundra. Engineered with uncompromising power. Equipped with advanced capability features. And decked out with premium creature comforts inside. Take hold of the reins and get ready for unforgettable adventures.



Limited CrewMax shown in Supersonic Red (extra-cost color) with max towing capacity of 11,170 lbs. Never tow beyond a vehicle's published towing capacities. See *Owner's Manual* for limitations.



Limited CrewMax shown in Magnetic Gray Metallic.



Limited CrewMax interior shown in Boulder.



Cover image: TRD Pro CrewMax shown in Solar Octane (extra-cost color). Off-roading is inherently dangerous. Abusive use may result in bodily harm or vehicle damage. Wear seatbelts at all times and do not allow passengers in cargo area.

PERFORMANCE

A force to be reckoned with.

Tundra's modern muscle delivers exceptional power without sacrificing efficiency. Equipped to go the extra mile, this full-size pickup has up to a manufacturer-estimated 22 combined mpg rating.⁴ The moment you step on the gas, you're ready for action. And you can keep on driving with confidence, knowing this truck was built with the quality, durability and reliability Toyota is recognized for.



i-FORCE Twin-Turbo V6 engine

The power at the heart of Tundra. Tundra's i-FORCE Twin-Turbo V6 engine delivers up to 389 horsepower and 479 lb.-ft. of torque. And its 10-speed automatic transmission helps you harness more power when climbing a muddy hill,² towing a trailer,³ or cruising on the freeway.



Electrified i-FORCE MAX powertrain

Tundra's available i-FORCE MAX engine applies hybrid tech for more performance. By pairing the Twin-Turbo V6 with an electric motor, this hybrid engine generates an electrifying 437 horsepower with an amazing 583 lb.-ft. of torque. And the unique placement of the electric motor between the engine and transmission allows power to be transferred efficiently, without any lag. Charging up the trail or merging onto the freeway — the second you feel the instantaneous torque across the powerband, you're ready to keep the adventure going.



Limited CrewMax shown in Magnetic Gray Metallic with max towing capacity of 11,120 lbs. Never tow beyond a vehicle's published towing capacities. See Owner's Manual for limitations.

Max towing of up to 12,000 lbs.

Its powertrain, frame and suspension work together to give Tundra an available max towing capacity of up to 12,000 lbs.³ Whether you're towing your trailer for a weekend getaway or taking the ATVs out for a spin in the desert, Tundra helps you haul with confidence.

See numbered footnotes in Disclosures section.

Take on the toughest demands.

Tundra is our toughest, most capable, most advanced body-on-frame hauler to date.

Fully boxed steel frame and multi-link rear suspension

Tundra's fully boxed, high-strength steel ladder frame provides enhanced rigidity, capability and driving comfort. The rear frame member is widened to improve stability and towing capability. And for more reinforcement, the frame cross members are more than doubled in size — making Tundra the most durable body-on-frame hauler to come off our Texas assembly line. A modern suspension to match its modern fully boxed frame, Tundra's multi-link rear suspension delivers ride comfort, straight-line stability and overall handling dynamics on the road, trail and everywhere in between. And with this coil-spring suspension, Tundra delivers better roll damping and towing performance.



Ultra-durable composite bed

Tundra's aluminum-reinforced bed is composed of an ultra-durable Sheet-Molded Composite (SMC) surface. This strong and resilient bed boasts a greater impact strength than aluminum and acts as a shield against dents, impact dings and rust. Even with its max payload of 1940 lbs.⁵ loaded in the back, this rugged, high-tech bed offers added protection to help keep your Tundra looking good for years to come.



Platinum CrewMax Long Bed shown in Blueprint. Off-roading is inherently dangerous. Abusive use may result in bodily harm or vehicle damage. Wear seatbelts at all times and do not allow passengers in cargo area. Payload includes the weight of occupants, cargo and options; limited by weight distribution.



Available 14-in. Toyota Audio Multimedia system touchscreen. Screen depiction accurate at time of posting.



1794 Edition CrewMax shown in Smoked Mesquite with max towing capacity of 11,020 lbs., and TRD Pro CrewMax shown in Ice Cap. Never tow beyond a vehicle's published towing capacities. See Owner's Manual for limitations.

14-in. Toyota Audio Multimedia touchscreen

Get a better view of what's around you on Tundra's impressive available 14-in. audio multimedia touchscreen. Synced up to multiple cameras placed around Tundra, the large interactive display lets you choose different views — as if you had spotters with you. And with the available Multi-Terrain Monitor⁷ activated, you can check your immediate surroundings for obstacles as you take on tricky terrain.

TECHNOLOGY

Off-the-grid street smarts.

The most advanced Tundra ever built. Outfitted with the latest tech, Tundra features a Human Machine Interface (HMI). This advanced system uses Tundra's available 14-in. multimedia touchscreen to heighten your interaction through sight, touch and voice activation — helping you stay connected to every adventure.

Panoramic View Monitor

Tundra's available Panoramic View Monitor (PVM)⁸ uses cameras on the front, sides and rear of the truck to give you a better view of what's going on outside.

Trailer Backup Guide with Straight Path Assist

Using sensors and cameras, Tundra's available driver assistance technology helps keep your trailer in a straight line as you back up.⁹

Blind Spot Monitor with Trailer Merge Warning

Tundra's available Blind Spot Monitor (BSM)¹⁰ is designed to warn you when a vehicle in the next lane enters your blind spot on either side of the truck. When you engage its available Integrated Trailer Brake Controller (ITBC),¹¹ the system automatically senses there's a trailer connected, determines its length and activates Trailer Merge Warning — all without any input from the driver. And when you're reversing out of a tight spot, available Rear Cross-Traffic Alert (RCTA)¹² helps detect vehicles approaching from either side, warning you with side mirror indicators and a warning tone. Altogether, Tundra's advanced safety and convenience features help bring added peace of mind to every journey.

See numbered footnotes in Disclosures section.



1794 Edition CrewMax interior shown in Rich Cream.

INTERIOR

A first-class cabin.

Tundra's premium interior features available leather-trimmed and soft-touch materials throughout, plenty of room for friends or gear, and a driver's seat that fits like a glove.

Premium leather-trimmed seats

Bring maximum comfort to wild rides. Tundra's available premium leather-trimmed seats are designed with a wide shoulder to give you more support. And to up the ante on luxury, TRD Pro comes decked out with available red leather trim.

Heated and ventilated seats

Warm up on your way up the mountain. Cool down when you're under the desert sun. No matter the climate, Tundra's available heated and ventilated front and rear seats help you wander in total comfort.

Rear-seat storage

Tundra's versatile rear seats flip and fold — helping you make space for more gear.¹³ And on certain models, Tundra's back seats flip up for added storage underneath. Thoughtfully designed, this cabin is ready for your next big trip.

Power vertical rear window

A signature Toyota feature. Tundra CrewMax features a standard rear glass window that raises and fully lowers with the push of a button. When you're driving on the trail, this handy feature optimizes airflow inside the cabin — and gives your four-legged friend a better view.



EXTERIOR

Modern muscle.

From the ground up, Tundra's design pays homage to Toyota's legendary adventurous look. Bold lines, bulging fenders and a powerful front grille hint at the capability that lives under the sheet metal and show onlookers that this truck can handle the toughest demands.



1794 Edition CrewMax Long Bed shown in Smoked Mesquite.



Premium LED headlights

High-performance, efficient LED headlights give Tundra a striking look. And these fully LED headlights offer available dynamic sequential turn signals, Daytime Running Lights (DRL) and LED low and high beams for better visibility. In addition to Tundra's standard manual-leveling headlights, its available auto-leveling headlights stay level for safer towing and hauling — without any input from the driver.



Distinct Platinum and 1794 Edition styling


Right off the bat, Tundra's thick bumper interlocks with its brawny grille to create a strong, visceral image. Platinum's bold grille — featuring dark chrome-finished accents — sends a powerful message that this truck is a premium recreation machine. And with a modern Western design, 1794 Edition's bright chrome-finished grille lets everyone know this rugged rig rides in a league of its own.



SX Package

Get more bang for your truck — customize your vehicle to be as bold as you, with Tundra's newly available SX Package. Dress up your Tundra with stunning Dark Gray Metallic 18-in. wheels and black body-color trim, including on the outer door handles and the rear inboard bumper. Similar styling can be found inside the cabin, as black accents replace smoked silver for the trim.

See numbered footnotes in Disclosures section.



This image and right: TRD Pro CrewMax shown in Solar Octane (extra-cost color). Off-roading is inherently dangerous. Abusive use may result in bodily harm or vehicle damage. Wear seatbelts at all times and do not allow passengers in cargo area.



TRD Pro

Built for the great outdoors. TRD Pro's BBS®¹⁴ forged wheels come wrapped in Falken®¹⁵ WILDPEAK all-terrain tires. A high-strength aluminum TRD Pro skid plate helps protect this beast's underbelly. And for enhanced off-road performance, TRD Pro's suspension features rugged FOX®¹⁶ shocks.



TRD Off-Road suspension

Delivering consistent performance when the going gets rough, TRD Off-Road's Bilstein®¹⁷ shocks help steady the course. And its unique 18-in. alloy wheels come wrapped in Falken®¹⁵ WILDPEAK all-terrain tires to help you take on rock, dirt and mud — without losing your grip. TRD Off-Road Package available on SR5, Limited and 1794 Edition.



TRD Sport 20-in. wheels

Strong and lightweight, 20-in. TRD Sport alloy wheels with a matte-black finish give this rugged rig a magnetic look on wild terrain. And the TRD Sport Package also comes with a sport-tuned and lowered suspension equipped with Bilstein®¹⁷ shocks to optimize driving dynamics. TRD Sport Package available on SR5.

TRD FAMILY

Equipped for adventure.

Designed to make your outdoor adventures even greater, the team at Toyota Racing Development (TRD) has built on Tundra's pedigree of toughness. Whether it's with the TRD Off-Road Package, TRD Sport Package or TRD Pro grade, you'll be ready for the trail with one-of-a-kind enhancements in performance, capability and styling. TRD Off-Road Package available on SR5, Limited and 1794 Edition. TRD Sport Package available on SR5.



SR5 Double Cab shown in Lunar Rock.

See numbered footnotes in Disclosures section.

AUDIO MULTIMEDIA

Amplify your drive.

Enhance every drive with an experience that's all about you. Whether enjoying the sounds of your favorite soundtrack or interacting with an interface that you're familiar with, you'll always be surrounded by comfort.



JBL® Premium Audio system

Immerse yourself in quality sound with Tundra's available JBL^{®34} Premium Audio system. A 12-speaker audio system equipped with a subwoofer, it provides phenomenal sound that amplifies every drive.



Wireless Apple CarPlay®

Bring along a familiar face. With Tundra's wireless Apple CarPlay^{®25} compatibility, you can use your compatible iPhone^{®26} with the multimedia system to get directions, make calls, send and receive messages and listen to music, all while staying focused behind the wheel.



Wireless Android Auto™

Stay connected on the road. By pairing your compatible Android^{™28} phone with the audio multimedia system, Android Auto^{™29} lets you get real-time traffic alerts, make and receive phone calls, listen to your favorite soundtrack and more.



SiriusXM® Platinum Plan 3-month trial

With a SiriusXM^{®32} 3-month Platinum Plan trial subscription,³³ you get 425+ channels, including 165+ channels in your vehicle, to listen to ad-free music, plus sports, news, comedy and more. Innovative features in the Tundra make it even easier to search, discover and listen than ever before, through personalized channel recommendations curated just "For You." Plus, the Live Sports category puts all your games and teams in one place for easy access.

See numbered footnotes in Disclosures section.

Technology that keeps up with you.

Take advantage of smarter and convenient technologies designed to simplify your everyday life. Trial periods included for the listed connected technologies. Subscription required upon expiration of each trial period.*³¹



Safety Connect®

Round-the-clock help when the unexpected happens!⁴

- ✓ Emergency Assistance Button (SOS)
- ✓ Enhanced Roadside Assistance¹⁵
- ✓ Automatic Collision Notification
- ✓ Stolen Vehicle Locator¹⁶
- ✓ Collision Assistance



Service Connect

Being proactive to help keep your vehicle in peak condition!¹⁷

- ✓ Vehicle Health Report
- ✓ Vehicle Maintenance Alert
- ✓ Maintenance Reminder

*To view included trial details, please visit toyota.com/connected-services.



Wi-Fi Connect

Turn your Toyota into a hotspot with 4G connectivity!¹⁸

- ✓ AT&T Hotspot
- ✓ Integrated Streaming for Apple Music^{®19} and Amazon Music^{™20}



Drive Connect

Enhanced features to get you where you need to be!²¹


- ✓ Destination Assist²²
- ✓ Intelligent Assistant²¹
- ✓ Cloud Navigation



Remote Connect

Manage your vehicle, including remote start and much more.²³

- ✓ Digital Key⁵⁷ (if compatible)
- ✓ Remote Vehicle Start
- ✓ Unlock/Lock
- ✓ Remote Notifications
- ✓ Remote Climate
- ✓ Remote Charging
- ✓ Guest Driver
- ✓ Smartwatch Compatibility²⁴
- ✓ Amazon Alexa²⁵ and Google Assistant^{™26} Capability



TOYOTA SAFETY SENSE™ 2.5 (TSS 2.5)

Peace of mind comes standard.

Toyota Safety Sense™ 2.5 (TSS 2.5)³⁵ is a bundle of active safety features included on many new Toyota vehicles at no additional cost. TSS 2.5's comprehensive features create in-the-moment safety designed to help protect you and your passengers from harm.



Pre-Collision System with Pedestrian Detection³⁶



Full-Speed Range Dynamic Radar Cruise Control³⁷



Lane Departure Alert³⁸



Automatic High Beams³⁹

TUNDRA MODELS



SR

Available in Double Cab and CrewMax

Mechanical Features

- ✓ i-FORCE 3.4-Liter Twin-Turbo V6
 - 348 hp @ 5200 rpm, 405 lb.-ft. @ 2000 rpm
- ✓ 10-speed Electronically Controlled automatic Transmission with intelligence (ECT-i)
- ✓ Rear-Wheel Drive (RWD) or 4WDemand part-time 4WD
- ✓ 18 city/24 highway/20 combined est. mpg rating (4x2);⁴ 17 city/23 highway/19 combined est. mpg rating (4x4)⁴

Exterior Features

- ✓ 18-in. styled-steel wheels
- ✓ Aluminum-reinforced composite bed
- ✓ LED headlights with Daytime Running Lights (DRL) and manual leveling adjustment

Interior Features

- ✓ 8-in. Toyota Audio Multimedia touchscreen with wireless Apple CarPlay^{®25} & Android Auto^{™29} compatibility, and SiriusXM^{®32} with 3-month Platinum Plan trial subscription³³
- ✓ Smart Key System with Push Button Start; remote keyless entry with lock, unlock, panic and tailgate release functions, and remote illuminated entry
- ✓ Fabric-trimmed seats with 4-way adjustable front seats
- ✓ Rear under-seat storage compartment with removable and adjustable partitions

Safety/Convenience

- ✓ Toyota Safety Sense[™] 2.5 (TSS 2.5)³⁵ includes:
 - Pre-Collision System with Pedestrian Detection (PCS w/PD)³⁶
 - Full-Speed Range Dynamic Radar Cruise Control (DRCC)³⁷
 - Lane Departure Alert with Steering Assist (LDA w/SA)³⁸
 - Lane Tracing Assist (LTA)⁴⁰
 - Automatic High Beams (AHB)³⁹
 - Road Sign Assist (RSA)⁴¹
- ✓ Star Safety System[™]

Options and Packages

- ✓ SR Tow Package³



SR5

Available in Double Cab and CrewMax

Mechanical Features

- ✓ i-FORCE 3.4-Liter Twin-Turbo V6
 - 389 hp @ 5200 rpm, 479 lb.-ft. @ 2400 rpm
- ✓ 10-speed Electronically Controlled automatic Transmission with intelligence (ECT-i)
- ✓ Selectable driving and TOW/HAUL modes
- ✓ Towing hitch receiver and wiring harness with 4-pin/7-pin connector³
- ✓ Integrated Trailer Brake Control (ITBC)¹¹ system
- ✓ Rear-Wheel Drive (RWD) or 4WDemand part-time 4WD
- ✓ 18 city/23 highway/20 combined est. mpg rating (4x2);⁴ 17 city/23 highway/19 combined est. mpg rating (4x4)⁴

Exterior Features

- ✓ 18-in. alloy wheels
- ✓ LED fog lights
- ✓ Deck rail header and side rails with adjustable tie-down cleats and fixed tie-down points

Interior Features

- ✓ 8-in. Toyota Audio Multimedia touchscreen with wireless Apple CarPlay^{®25} & Android Auto^{™29} compatibility, and SiriusXM^{®32} with 3-month Platinum Plan trial subscription³³
- ✓ Single zone automatic climate control
- ✓ Power horizontal rear window (Double Cab) or power vertical rear window (CrewMax)
- ✓ Rear under-seat storage compartment with removable and adjustable partitions

Safety/Convenience

- ✓ Toyota Safety Sense[™] 2.5 (TSS 2.5)³⁵ includes:
 - Pre-Collision System with Pedestrian Detection (PCS w/PD)³⁶
 - Full-Speed Range Dynamic Radar Cruise Control (DRCC)³⁷
 - Lane Departure Alert with Steering Assist (LDA w/SA)³⁸
 - Lane Tracing Assist (LTA)⁴⁰
 - Automatic High Beams (AHB)³⁹
 - Road Sign Assist (RSA)⁴¹

Options and Packages

- ✓ TRD Sport Package
- ✓ TRD Off-Road Package
- ✓ SX Package
- ✓ Tow mirrors



Limited

Available in Double Cab and CrewMax

Mechanical Features

- ✓ i-FORCE 3.4-Liter Twin-Turbo V6
 - 389 hp @ 5200 rpm, 479 lb.-ft. @ 2400 rpm
- ✓ 18 city/23 highway/20 combined est. mpg rating (4x2);⁴ 17 city/22 highway/19 combined est. mpg rating (4x4)⁴
- or
- ✓ i-FORCE MAX 3.4-Liter Twin-Turbo V6 Hybrid
 - 437 hp @ 5200 rpm, 583 lb.-ft. @ 2400 rpm
- ✓ 20 city/24 highway/22 combined est. mpg rating (4x2 Hybrid)⁴² 19 city/22 highway/21 combined est. mpg rating (4x4 Hybrid)⁴²
- ✓ 10-speed Electronically Controlled automatic Transmission with intelligence (ECT-i)
- ✓ Selectable driving and TOW/HAUL modes
- ✓ Towing hitch receiver and wiring harness with 4-pin/7-pin connector³
- ✓ Integrated Trailer Brake Control (ITBC)¹¹ system
- ✓ Rear-Wheel Drive (RWD) or 4WDemand part-time 4WD

Exterior Features

- ✓ 20-in. alloy wheels
- ✓ Tailgate release bump switch

Interior Features

- ✓ 14-in. Toyota Audio Multimedia touchscreen with wireless Apple CarPlay^{®25} & Android Auto^{™29} compatibility, and SiriusXM^{®32} with 3-month Platinum Plan trial subscription³³
- ✓ Dual zone automatic climate control
- ✓ SofTex[®]-trimmed⁴³ seats; 8-way power-adjustable front seats with 2-way power-adjustable lumbar support
- ✓ Heated and ventilated front seats
- ✓ Thin-bezel auto-dimming rearview mirror with HomeLink^{®44} universal transceiver

Safety/Convenience

- ✓ Toyota Safety Sense[™] 2.5 (TSS 2.5)³⁵ includes:
 - Pre-Collision System with Pedestrian Detection (PCS w/PD)³⁶
 - Full-Speed Range Dynamic Radar Cruise Control (DRCC)³⁷
 - Lane Departure Alert with Steering Assist (LDA w/SA)³⁸
 - Lane Tracing Assist (LTA)⁴⁰
 - Automatic High Beams (AHB)³⁹
 - Road Sign Assist (RSA)⁴¹
- ✓ Blind Spot Monitor (BSM)¹⁰ with Rear Cross-Traffic Alert (RCTA)¹² and Trailer Merge Warning

Options and Packages

- ✓ TRD Off-Road Package
- ✓ Tow mirrors

TUNDRA MODELS



Platinum

Available in CrewMax

Mechanical Features

- ✓ i-FORCE 3.4-Liter Twin-Turbo V6
- 389 hp @ 5200 rpm, 479 lb.-ft. @ 2400 rpm
- ✓ 18 city/23 highway/20 combined est. mpg rating (4x2);⁴
17 city/22 highway/19 combined est. mpg rating (4x4)⁴

or

- ✓ i-FORCE MAX 3.4-Liter Twin-Turbo V6 Hybrid
- 437 hp @ 5200 rpm, 583 lb.-ft. @ 2400 rpm
- ✓ 20 city/24 highway/22 combined est. mpg rating (4x2 Hybrid)⁴²
19 city/22 highway/21 combined est. mpg rating (4x4 Hybrid)⁴²
- ✓ 10-speed Electronically Controlled automatic Transmission with intelligence (ECT-i)
- ✓ Rear-Wheel Drive (RWD) or 4WDdemand part-time 4WD

Exterior Features

- ✓ 20-in. dark-gray-painted alloy wheels
- ✓ Premium LED headlights with LED Daytime Running Lights (DRL), sequential turn signals, auto on/off feature, and automatic leveling adjustment
- ✓ Power tilt/slide panoramic roof with power sunshade

Interior Features

- ✓ 14-in. Toyota Audio Multimedia touchscreen with wireless Apple CarPlay^{®25} & Android Auto^{™29} compatibility, and SiriusXM^{®32} with 3-month Platinum Plan trial subscription³³
- ✓ JBL^{®34} 12-speaker Premium Audio
- ✓ 12.3-in. digital meter
- ✓ Leather-trimmed seats; 10-way power-adjustable front seats with 4-way power-adjustable lumbar support
- ✓ Heated and ventilated front and rear seats

Safety/Convenience

- ✓ Toyota Safety Sense[™] 2.5 (TSS 2.5)³⁵ includes:
 - Pre-Collision System with Pedestrian Detection (PCS w/PD)³⁶
 - Full-Speed Range Dynamic Radar Cruise Control (DRCC)³⁷
 - Lane Departure Alert with Steering Assist (LDA w/SA)³⁸
 - Lane Tracing Assist (LTA)⁴⁰
 - Automatic High Beams (AHB)³⁹
 - Road Sign Assist (RSA)⁴¹
- ✓ Trailer Backup Guide with Straight Path Assist (SPA)⁹
- ✓ Panoramic View Monitor (PVM)⁸

Options and Packages

- ✓ Advanced Package
- ✓ Tow mirrors



1794 Edition

Available in CrewMax

Mechanical Features

- ✓ i-FORCE 3.4-Liter Twin-Turbo V6
- 389 hp @ 5200 rpm, 479 lb.-ft. @ 2400 rpm
- ✓ 18 city/23 highway/20 combined est. mpg rating (4x2);⁴
17 city/22 highway/19 combined est. mpg rating (4x4)⁴

or

- ✓ i-FORCE MAX 3.4-Liter Twin-Turbo V6 Hybrid
- 437 hp @ 5200 rpm, 583 lb.-ft. @ 2400 rpm
- ✓ 20 city/24 highway/22 combined est. mpg rating (4x2 Hybrid)⁴²
19 city/22 highway/21 combined est. mpg rating (4x4 Hybrid)⁴²
- ✓ 10-speed Electronically Controlled automatic Transmission with intelligence (ECT-i)
- ✓ Rear-Wheel Drive (RWD) or 4WDdemand part-time 4WD

Exterior Features

- ✓ 20-in. machined-finish alloy wheels
- ✓ Premium LED headlights with LED Daytime Running Lights (DRL), sequential turn signals, auto on/off feature, and automatic leveling adjustment
- ✓ Power tilt/slide panoramic roof with power sunshade

Interior Features

- ✓ 14-in. Toyota Audio Multimedia touchscreen with wireless Apple CarPlay^{®25} & Android Auto^{™29} compatibility, and SiriusXM^{®32} with 3-month Platinum Plan trial subscription³³
- ✓ JBL^{®34} 12-speaker Premium Audio
- ✓ 12.3-in. digital meter
- ✓ Leather-trimmed seats; 10-way power-adjustable front seats with 4-way power-adjustable lumbar support
- ✓ Heated and ventilated front and rear seats

Safety/Convenience

- ✓ Toyota Safety Sense[™] 2.5 (TSS 2.5)³⁵ includes:
 - Pre-Collision System with Pedestrian Detection (PCS w/PD)³⁶
 - Full-Speed Range Dynamic Radar Cruise Control (DRCC)³⁷
 - Lane Departure Alert with Steering Assist (LDA w/SA)³⁸
 - Lane Tracing Assist (LTA)⁴⁰
 - Automatic High Beams (AHB)³⁹
 - Road Sign Assist (RSA)⁴¹
- ✓ Trailer Backup Guide with Straight Path Assist (SPA)⁹
- ✓ Panoramic View Monitor (PVM)⁸

Options and Packages

- ✓ TRD Off-Road Package
- ✓ Advanced Package
- ✓ Tow mirrors



TRD Pro

Available in CrewMax

Mechanical Features

- ✓ i-FORCE MAX 3.4-Liter Twin-Turbo V6 Hybrid
- 437 hp @ 5200 rpm, 583 lb.-ft. @ 2400 rpm
- ✓ 18 city/20 highway/19 combined est. mpg rating (4x4 Hybrid)⁴²
- ✓ 10-speed Electronically Controlled automatic Transmission with intelligence (ECT-i)
- ✓ 4WDdemand part-time 4WD
- ✓ Electronically controlled locking rear differential
- ✓ Multi-Terrain Select (MTS), Crawl Control (CRAWL),⁴⁵ and Downhill Assist Control (DAC)⁴⁶
- ✓ TRD Pro off-road suspension with 1.1-in. front lift and 2.5-in. FOX^{®16} Internal Bypass shocks²

Exterior Features

- ✓ 18-in. forged-aluminum BBS^{®14} wheels with P285/65R18 Falken^{®15} WILDPEAK all-terrain tires
- ✓ Heritage-inspired "TOYOTA" grille with LED light bar
- ✓ LED marker lights
- ✓ TRD aluminum front skid plate and Xply[™] Armor high-strength engine, fuel tank and transfer case undercovers
- ✓ Power tilt/slide panoramic roof with power sunshade

Interior Features

- ✓ 14-in. Toyota Audio Multimedia touchscreen with wireless Apple CarPlay^{®25} & Android Auto^{™29} compatibility, and SiriusXM^{®32} with 3-month Platinum Plan trial subscription³³
- ✓ JBL^{®34} 12-speaker Premium Audio
- ✓ 12.3-in. digital meter
- ✓ TRD Pro SofTex[®]-trimmed⁴³ seats with contrast stitching and "technical camo" pattern inserts; 8-way power-adjustable front seats with 2-way power-adjustable lumbar support

Safety/Convenience

- ✓ Toyota Safety Sense[™] 2.5 (TSS 2.5)³⁵ includes:
 - Pre-Collision System with Pedestrian Detection (PCS w/PD)³⁶
 - Full-Speed Range Dynamic Radar Cruise Control (DRCC)³⁷
 - Lane Departure Alert with Steering Assist (LDA w/SA)³⁸
 - Lane Tracing Assist (LTA)⁴⁰
 - Automatic High Beams (AHB)³⁹
 - Road Sign Assist (RSA)⁴¹
- ✓ Blind Spot Monitor (BSM)¹⁰
- ✓ Multi-Terrain Monitor (MTM)⁷

Options and Packages

- ✓ Tow mirrors

For additional information on TRD Pro, please visit toyota.com/tundra

See numbered footnotes in Disclosures section.

TUNDRA MODELS



Capstone

Available in CrewMax

Mechanical Features

- ✓ i-FORCE MAX 3.4-Liter Twin-Turbo V6 Hybrid
 - 437 hp @ 5200 rpm, 583 lb.-ft. @ 2400 rpm
- ✓ 19 city/22 highway/21 combined est. mpg rating (4x4 Hybrid)⁴²
- ✓ 10-speed Electronically Controlled automatic Transmission with intelligence (ECT-i)
- ✓ 4WD Demand part-time 4WD

Exterior Features

- ✓ 22-in. dark chrome and machined-finish alloy wheels
- ✓ Premium LED headlights with chrome trim, LED Daytime Running Lights (DRL), sequential turn signals, auto on/off feature, and automatic leveling adjustment
- ✓ Power tilt/slide panoramic roof with power sunshade
- ✓ Power running boards and BedStep⁴⁷

Interior Features

- ✓ 14-in. Toyota Audio Multimedia with wireless Apple CarPlay²⁵ & Android Auto²⁹ compatibility, and SiriusXM³² with 3-month Platinum Plan trial subscription³³
- ✓ JBL³⁴ 12-speaker Premium Audio
- ✓ 12.3-in. digital meter
- ✓ 10-in. color Head-Up Display (HUD)
- ✓ Semi-aniline leather-trimmed seats with premium contrast stitching; 10-way power-adjustable driver and front passenger seats with 4-way power-adjustable lumbar support
- ✓ Heated and ventilated front and rear seats


Safety/Convenience

- ✓ Toyota Safety Sense™ 2.5 (TSS 2.5)³⁵ includes:
 - Pre-Collision System with Pedestrian Detection (PCS w/PD)³⁶
 - Full-Speed Range Dynamic Radar Cruise Control (DRCC)³⁷
 - Lane Departure Alert with Steering Assist (LDA w/SA)³⁸
 - Lane Tracing Assist (LTA)⁴⁰
 - Automatic High Beams (AHB)³⁹
 - Road Sign Assist (RSA)⁴¹
- ✓ Trailer Backup Guide with Straight Path Assist (SPA)⁹
- ✓ Panoramic View Monitor (PVM)⁸

Options and Packages

- ✓ Advanced Package
- ✓ Tow mirrors

TUNDRA COLORS



Midnight Black Metallic



Blueprint



Army Green



Lunar Rock




Solar Octane¹



Supersonic Red¹



Smoked Mesquite




Magnetic Gray Metallic



Celestial Silver Metallic



Wind Chill Pearl¹



Ice Cap

TUNDRA TRIMS

SR fabric shown in Black



SR5 fabric shown in Black



Limited SofTex^{®43} trim shown in Black



TRD Pro SofTex^{®43} trim shown in Black



Boulder



Boulder



Cockpit Red

Platinum premium leather trim shown in Black



1794 Edition premium leather trim shown in Saddle Tan



Capstone premium semi-aniline leather trim shown in Black and White



Rich Cream

TUNDRA WHEELS



18-in. styled-steel wheels



18-in. silver-painted alloy wheels



20-in. gray-painted and machined-finish alloy wheels



20-in. dark-gray-painted alloy wheels



20-in. machined-finish alloy wheels



TRD Pro: 18-in. black forged-aluminum BBS^{®14} wheels with TRD center caps



TRD Sport: 20-in. matte-black alloy wheels with TRD center caps



TRD Off-Road: 18-in. black-painted and machined-finish alloy wheels



TRD Off-Road: 20-in. matte-black alloy wheels with TRD center caps



22-in. dark chrome and machined-finish alloy wheels

TUNDRA ACCESSORIES

This is a great way to add extra personality to your Tundra. Not every accessory is available in your area, so for a complete list of accessories, go to toyota.com/tundra/accessories.



Exhaust tips — black or chrome



TRD Off-Road: 20-in. black alloy wheels



TRD cast-aluminum running boards



Tonneau cover



Tailgate insert — black or chrome



Predator tube step



Console® safe



Carpet floor mats⁴⁸



Bed extender⁵

WARRANTIES

Every Toyota Car, Truck and SUV is built to exceptional standards. And that's not idle boasting. We back it up with these Limited Warranty Coverages:

Basic: 36 months/36,000 miles (all components other than normal wear and maintenance items).

Hybrid-Related Component Coverage: Hybrid-related components, including the battery control module, hybrid control module and inverter with converter, are covered for 8 years/100,000 miles. Refer to applicable *Warranty and Maintenance Guide* for details.

Hybrid Battery: HV battery is covered for 10 years or 150,000 miles, whichever comes first. Warranty coverage is subject to terms and conditions. Refer to applicable *Warranty and Maintenance Guide* for details.

Powertrain: 60 months/60,000 miles (engine, transmission/transaxle, drive system, seatbelts and airbags).

Rust-Through: 60 months/unlimited miles (corrosion perforation of sheet metal).

Emissions: Coverages vary under Federal and California regulations. Refer to applicable *Warranty and Maintenance Guide* for details.

Accessories: For Genuine Toyota Accessories purchased at the time of the new vehicle purchase, the Toyota Accessory Warranty coverage is in effect for 36 months/36,000 miles from the vehicle's in-service date, which is the same coverage as the Toyota New Vehicle Limited Warranty.

For Genuine Toyota Accessories purchased after the new vehicle purchase the coverage is 12 months, regardless of mileage, from the date the accessory was installed on the vehicle, or the remainder of any applicable new vehicle warranty, whichever provides greater coverage.

You may be eligible for transportation assistance if it's necessary that your vehicle be kept overnight for repairs covered under warranty. Please see your authorized Toyota dealership for further details.

For complete details about Toyota's warranties, please visit www.toyota.com, refer to the applicable *Warranty and Maintenance Guide* or see your Toyota dealer.

TUNDRA FEATURES⁴⁹

S = Standard O = Optional P = Available Package

Exterior

	SR	SR5	Limited	Platinum	1794 Edition	TRD Pro	Capstone
Aluminum-reinforced composite bed construction	S	S	S	S	S	S	S
Deck rail header	S						
Deck rail system ⁵⁰ with four adjustable tie-down cleats and fixed cargo bed tie-down points		S	S	S	S	S	S
120V/400W ⁵¹ bed-mounted AC power outlet and LED bed lights		P	P	S	S	S	S
Tailgate release bump switch, located in driver's-side taillight			S	S	S	S	S
"TUNDRA" stamped easy lower and lift tailgate with smart switch release	S	S	S	S	S		S
"TRD PRO" stamped easy lower and lift tailgate with smart switch release						S	
LED headlights with Daytime Running Lights (DRL), auto on/off feature, and manual leveling adjustment	S	S	S				
Premium LED headlights with chrome trim, LED Daytime Running Lights (DRL), sequential turn signals, auto on/off feature, and automatic leveling adjustment			P	S	S		S
Premium LED headlights with black trim, LED Daytime Running Lights (DRL), sequential turn signals, and automatic leveling adjustment						S	
LED fog lights		S	S	S	S	S	S
TRD Pro LED light bar						S	
TRD Pro LED marker lights						S	
LED taillights	S	S	S				
Premium LED taillights with sequential turn signals				S	S	S	S
LED center high-mount stop light (CHMSL) with integrated cargo lights	S	S	S	S	S	S	S
LED Trailer Reverse Assist (TRA) light	S	S	S	S	S	S	S
Power horizontal rear window with defogger and privacy glass (Double Cab only)	S	S	S				
Power vertical rear window with defogger and privacy glass (CrewMax only)	S	S	S	S	S	S	S
Acoustic laminated windshield			S	S	S	S	
Acoustic laminated windshield and side windows							S
Washer-linked variable intermittent windshield wipers	S	S	S			S	
Rain-sensing washer-linked variable intermittent windshield wipers				S	S		S
Heated power outside mirrors	S	S					
Heated power auto-dimming outside mirrors with turn signal and blind spot warning indicators; ¹⁰ and reverse tilt-down feature		P	S	S	S	S	S
Black heated power auto-dimming outside tow mirrors with turn signal and blind spot warning indicators; ¹⁰ and power-folding and power-extend features		O	O	O	O	O	O
Front door handles with touch-sensor lock/unlock feature	S	S	S	S	S	S	S
Power running boards and BedStep ⁶⁴⁷				O	O		S
TRD Pro dual black exhaust tips						S	

Styling

Black horizontal-bar grille with black surround	S						
Black horizontal-bar grille with color-keyed surround		S					
Black TRD honeycomb-style grille with chrome surround (TRD Off-Road Package)		P	P		P		
Black TRD honeycomb-style grille with color-keyed surround (TRD Sport Package)		P					
Gray-painted horizontal-bar grille with satin chrome surround			S				
Black TRD honeycomb-style grille with satin chrome surround (TRD Off-Road Package)			P				
Dark chrome-accented mesh grille with dark chrome surround				S			
Chrome-accented mesh grille with chrome surround					S		
Gray-painted TRD honeycomb-style grille with chrome surround (TRD Off-Road Package)					P		
Black "TOYOTA" heritage grille with integrated light bar, amber marker lights, and color-keyed surround						S	
Dark chrome-accented mesh grille with color-keyed surround							S
Gloss-black-painted A-pillar		S	S	S	S	S	S
Black roof-mounted shark-fin antenna	S	S	S	S	S	S	S
Black door handles, window molding, mirror caps and tailgate spoiler	S						
Chrome "TUNDRA" and "SR5" door badges; black door handles, window molding, mirror caps, tailgate spoiler and overfenders		S					
Chrome "TUNDRA" and "LIMITED" door badges, door handles and window molding; color-keyed mirror caps and tailgate spoiler; gray-painted overfenders			S				
Gloss-black "PLATINUM" door badge and garnish, window molding, tailgate spoiler and overfenders; color-keyed door handles and mirror caps				S			
Chrome "1794 EDITION" door badge and garnish, door handles, window molding and mirror caps; color-keyed tailgate spoiler; gray-painted overfenders					S		
"TRD PRO" hood badge; black door handles; black window molding and mirror caps; black "technical camo" grained tailgate spoiler and overfenders with marker lights						S	
TRD aluminum front skid plate with red-painted front coil springs and stabilizer bar						S	
Chrome "CAPSTONE" door badge and garnish, door handles, window molding and mirror caps; color-keyed tailgate spoiler and overfenders							S
Front and rear mudguards		P	P		P	S	
"TRD OFF-ROAD" bedside decals		P	P		P		
"TRD SPORT" bedside decals		P					

See numbered footnotes in Disclosures section.

TUNDRA FEATURES

S = Standard O = Optional P = Available Package

Interior

	SR	SR5	Limited	Platinum	1794 Edition	TRD Pro	Capstone
Fabric-trimmed seats; 4-way manual adjustable driver and front passenger seats	S	S					
Fabric-trimmed seats; 8-way power-adjustable driver and front passenger seats with 2-way power-adjustable lumbar support		P					
SofTex®-trimmed seats; ⁴³ 8-way power-adjustable driver and front passenger seats with 2-way power-adjustable lumbar support			S				
TRD Pro SofTex®-trimmed ⁴³ seats with contrast stitching and technical camo pattern inserts; 8-way power-adjustable driver and front passenger seats with 2-way power-adjustable lumbar support						S	
Leather-trimmed seats with premium contrast stitching; 10-way power-adjustable driver and front passenger seats with 4-way power-adjustable lumbar support				S	S		
Semi-aniline leather-trimmed seats with premium contrast stitching; 10-way power-adjustable driver and front passenger seats with 4-way power-adjustable lumbar support							S
Driver's-seat memory function			S	S	S	S	S
Heated front seats		P					
Heated and ventilated front seats			S			S	
Heated and ventilated front and rear seats				S	S		S
60/40 split, folding rear seat	S	S					
60/40 split, folding rear seat with center armrest and cup holders			S	S	S	S	S
Rear under-seat storage compartment with removable and adjustable partitions (gas models only)	S	S	S	S	S		
Smart Key System with Push Button Start; remote keyless entry with lock, unlock, panic and tailgate release functions, and remote illuminated entry	S	S	S	S	S	S	S
Combination meter with analog gauges and 4.2-in. color TFT Multi-Information Display (MID) with fuel economy, Driver Assist, vehicle/trip information, and warning messages	S	S	S				
12.3-in. digital meter with selectable gauge display screens and fuel economy, Driver Assist, vehicle/trip information, and warning messages			S	S	S	S	S
10-in. color Head-Up Display (HUD) with speedometer, navigation ⁵² and Hybrid System Indicator				P	P		S
Backup camera ⁵³ with projected path	S	S	S	S	S	S	S
Panoramic View Monitor (PVM) ⁸ with cameras		P	P	S	S		S
Drive Mode Select (DMS) switch and dial		S	S	S	S	S	S
Single zone automatic climate control with air filtration	S	S					
Dual zone automatic climate control with air filtration and individual temperature settings for driver and front passenger		P	S	S	S	S	S
Rear-seat air vents (CrewMax only)	S	S	S	S	S	S	S
Polyurethane manual tilt/telescopic steering wheel with phone, audio, display/infotainment, and Driver Assist controls	S	S					
Leather-trimmed manual tilt/telescopic steering wheel with phone, audio, display/infotainment, and Driver Assist controls		P	S				
Leather-trimmed power tilt/telescopic steering wheel with phone, audio, display/infotainment, and Driver Assist controls				S	S		S
TRD Pro leather-trimmed manual tilt/telescopic steering wheel with TRD badge, red center stripe, and phone, audio, display/infotainment, and Driver Assist controls						S	
Heated steering wheel		P	P	S	S		S
Fixed center console with gated shift lever, driving controls, four cup holders, and center storage bin	S	S	S	S	S	S	S
Three USB ports ⁵⁴ (front)	S	S	S				
Five USB ports ⁵⁴ (three front, two rear)			P	S	S	S	S
Front 12V ⁵⁵ auxiliary power outlet	S	S	S	S	S	S	S
120V/400W ⁵¹ rear-seat AC power outlet		P	P	S	S	S	S
Qi-compatible wireless smartphone charging ⁵⁶ with charge indicator light			P	S	S	S	S
Power tilt/slide moonroof with sliding sunshade (Double Cab only)			O				
Power tilt/slide panoramic roof with power sunshade (CrewMax only)			O	S	S	S	S
Power windows with one-touch auto up/down and jam protection	S	S	S	S	S	S	S
Rear-door sunshades				S	S		S
Day/night rearview mirror	S	S					
Thin-bezel auto-dimming rearview mirror with HomeLink ^{®44} universal transceiver			S			S	
Digital display auto-dimming rearview mirror with compass and HomeLink ^{®44} universal transceiver			P	S	S		S
Overhead console with rear window control, sunglasses storage and Safety Connect ^{®19}	S	S	S	S	S	S	S
Front and rear assist grips	S	S	S	S	S	S	S
Front and rear LED maplights	S	S	S	S	S	S	S
Illuminated center console storage bin and glove box				S	S	S	S
Instrument panel and door ambient lighting, illuminated driver and passenger footwells, and front- and rear-door LED pocket lights				S	S		S
"PLATINUM" instrument panel badge				S			
American walnut wood-grain interior trim with laser-etched "1794 EDITION" instrument panel badge					S		
TRD Pro "TOYOTA" heritage instrument panel badge						S	
Dark American walnut wood-grain interior trim with backlit "CAPSTONE" instrument panel badge and metal speaker grilles							S
Soft-touch instrument panel, center console and door surfaces			S	S	S	S	S
Leather shift knob			S	S	S		S
TRD leather shift knob		P	P		P		
TRD Pro red-stripped leather shift knob						S	

See numbered footnotes in Disclosures section.

TUNDRA FEATURES

S = Standard O = Optional P = Available Package

Interior (continued)

	SR	SR5	Limited	Platinum	1794 Edition	TRD Pro	Capstone
Red TRD engine start button		P	P			S	
Aluminum sport pedals		P	P		P	S	
1794 Edition all-weather floor mats ⁴⁸					S		
TRD Pro all-weather floor mats ⁴⁸						S	
Capstone floor mats ⁴⁸							S

Safety and Convenience

Toyota Safety Sense™ 2.5 (TSS 2.5): ³⁵ Pre-Collision System with Pedestrian Detection (PCS w/PD) ³⁶ Full-Speed Range Dynamic Radar Cruise Control (DRCC), ³⁷ Lane Departure Alert with Steering Assist (LDA w/SA), ³⁸ Lane Tracing Assist (LTA), ⁴⁰ Automatic High Beams (AHB), ³⁹ Road Sign Assist (RSA) ⁴¹	S	S	S	S	S	S	S
Blind Spot Monitor (BSM) ¹⁰ with Rear Cross-Traffic Alert (RCTA) ¹² and Trailer Merge Warning		P	S	S	S	S	S
Front and Rear Parking Assist with Automatic Braking (PA w/AB) ⁵⁷		P	S	S	S	S	S
Tire Pressure Monitor System (TPMS) ⁵⁸	S	S	S	S	S	S	S
Eight total airbags ⁵⁹ including driver and passenger side, knee and curtain airbags	S	S	S	S	S	S	S
Driver and front passenger active headrests ⁶⁰	S	S	S	S	S	S	S
3-point seatbelts for all seating positions; driver-side Emergency Locking Retractor (ELR) and Automatic/Emergency Locking Retractor (ALR/ELR) on all passenger seatbelts	S	S	S	S	S	S	S
LATCH (Lower Anchors and Tethers for CHildren) includes lower anchors on all outboard second-row rear seats	S	S	S	S	S	S	S
Child-protector rear door locks and power window lockout control	S	S	S	S	S	S	S
STAR SAFETY SYSTEM Star Safety System™ — includes Vehicle Stability Control (VSC), ⁵¹ Traction Control (TRAC), Anti-lock Brake System (ABS) with Electronic Brake-force Distribution (EBD), Brake Assist (BA) ⁶² and Smart Stop Technology® (SST) ⁶³	S	S	S	S	S	S	S
Drive-Start Control (DSC)	S	S	S	S	S	S	S
Hill Start Assist Control (HAC) ⁶⁴	S	S	S	S	S	S	S

Audio Multimedia

8-in. Toyota Audio Multimedia touchscreen with 6-speaker audio system, wireless Android Auto™ ²⁹ & Apple CarPlay® ²⁵ compatible, SiriusXM® ³² with 3-month Platinum Plan trial subscription. ³³ See toyota.com/audio-multimedia for details.	S	S					
8-in. Toyota Audio Multimedia touchscreen with 9-speaker audio system, wireless Android Auto™ ²⁹ & Apple CarPlay® ²⁵ compatible, SiriusXM® ³² with 3-month Platinum Plan trial subscription. ³³ See toyota.com/audio-multimedia for details.	S	S					
14-in. Toyota Audio Multimedia touchscreen with 6-speaker audio system, wireless Android Auto™ ²⁹ & Apple CarPlay® ²⁵ compatible, SiriusXM® ³² with 3-month Platinum Plan trial subscription. ³³ See toyota.com/audio-multimedia for details.		P	S				
14-in. Toyota Audio Multimedia touchscreen with 9-speaker audio system, wireless Android Auto™ ²⁹ & Apple CarPlay® ²⁵ compatible, SiriusXM® ³² with 3-month Platinum Plan trial subscription. ³³ See toyota.com/audio-multimedia for details.		P	S				
14-in. Toyota Audio Multimedia touchscreen with 12 JBL® ³⁴ speakers including subwoofer and amplifier, wireless Android Auto™ ²⁹ & Apple CarPlay® ²⁵ compatible, SiriusXM® ³² with 3-month Platinum Plan trial subscription. ³³ See toyota.com/audio-multimedia for details.			P	S	S	S	S

Connected Services¹⁸

Safety Connect® ¹⁹ — includes Emergency Assistance button, Enhanced Roadside Assistance, ²⁰ Automatic Collision Notification, and Stolen Vehicle Locator. ⁶⁵ Subscription required. 10-year trial subscription. ¹⁹ 4G network dependent.	S	S	S	S	S	S	S
Wi-Fi Connect ²³ — with AT&T Wi-Fi hotspot and Integrated Streaming (Apple Music ^{®27} and Amazon Music™ ³¹) compatibility. 1-month trial subscription for music services. Up to 30-day or 3 GB trial subscription on Wi-Fi hotspot. ²³ 4G network dependent.	O	O	O	O	O	O	O
Service Connect ²¹ with up to 10-year trial subscription — receive personalized maintenance updates and vehicle health reports. Subscription required. ²¹ 4G network dependent.	S	S	S	S	S	S	S
Remote Connect ²² — remotely interact with your vehicle through the Toyota app ⁶⁶ via your smartwatch, ⁵⁷ Amazon Alexa-enabled ⁶⁸ devices, and Google Assistant™-enabled ³⁰ devices. Allowing you to lock/unlock doors, start and stop the vehicle, locate your last parked location, check vehicle status and monitor guest drivers. Subscription required. 1-year trial subscription. ²² 4G network dependent.	S	S	S	S	S	S	S
Drive Connect ²⁴ — includes Cloud Navigation ²⁴ with Google Points of Interest (POI) data, Intelligent Assistant ²⁴ with Hey, Toyota, and Destination Assist. ⁶⁹ Subscription required. ⁷⁰ 4G network dependent.	O	O	O	O	O	O	O

TUNDRA SPECIFICATIONS

S = Standard A = Available O = Optional P = Available Package

Mechanical/Performance

	SR	SR5	Limited	Platinum	1794 Edition	TRD Pro	Capstone
CAB AND BED CONFIGURATIONS							
Double Cab with 6.5-ft. Standard Bed	A	A	A				
Double Cab with 8.1-ft. Long Bed	A	A					
CrewMax with 5.5-ft. Short Bed	A	A	A	A	A	A	A
CrewMax with 6.5-ft. Standard Bed		A	A	A	A		
PERFORMANCE							
i-FORCE 3.4L Twin-Turbo V6; 348 hp @ 5200 rpm, 405 lb.-ft. @ 2000 rpm	S						
i-FORCE 3.4L Twin-Turbo V6; 389 hp @ 5200 rpm, 479 lb.-ft. @ 2400 rpm		S	S	S	S		
i-FORCE MAX 3.4L Twin-Turbo V6 Hybrid; 437 hp @ 5200 rpm, 583 lb.-ft. @ 2400 rpm			O	O	O	S	S
MILEAGE ESTIMATES (mpg city/highway/combined)							
iFORCE 3.4L-T V6 4x4 ⁴	18/24/20	18/23/20	18/23/20	18/23/20	18/23/20		
iFORCE 3.4L-T V6 4x4 ⁴	17/23/19	17/23/19	17/22/19	17/22/19	17/22/19		
i-FORCE MAX 3.4L-T V6 4x4 ⁴²			20/24/22	20/24/22	20/24/22		
i-FORCE MAX 3.4L-T V6 4x4 ⁴²			19/22/21	19/22/21	19/22/21	18/20/19	19/22/21
ENGINE							
24-valve DOHC aluminum cylinder heads with Dual Variable Valve Timing with intelligence (VVT-i); 3445 c.c. aluminum engine block, 85.5 x 100 (mm.) bore x stroke, 10.4:1 compression ratio	S	S	S	S	S	S	S
Twin turbochargers with electric wastegate valve actuators and water-cooled intercooler	S	S	S	S	S	S	S
D-4ST direct-injection and port-injection fuel system	S	S	S	S	S	S	S
Conventional 12V starter	S	S	S	S	S	S	S
Stop and Start Engine System (S&S) ⁶⁶	S	S	S	S	S		
Stainless steel exhaust system	S	S	S	S	S	S	S
Eco, Normal and Sport driving modes		S	S	S	S	S	S
Eco, Comfort, Normal, Sport S, Sport S+ and Custom driving modes				P	P		P
EMISSION RATING							
Low Emission Vehicle III (LEV-III)	S	S	S	S	S	S	S
TRANSMISSION							
10-speed Electronically Controlled automatic Transmission with intelligence (ECT-i), sequential shift mode, and uphill/downhill shift logic	S	S	S	S	S	S	S
HYBRID SYSTEM							
Parallel hybrid system with permanent magnet synchronous motor/generator; electric motor power: 48 hp (36 kW), torque: 184 lb.-ft. (250 N·m)			O	O	O	S	S
288V Sealed Nickel-Metal Hydride (Ni-MH) battery with 1.87 kWh capacity			O	O	O	S	S
DRIVETRAIN							
Rear-Wheel Drive (RWD) with Automatic Limited-Slip Differential (Auto LSD) ⁶⁷	S	S	S	S	S		
4WDemand part-time 4-Wheel Drive with electronically controlled 2-speed transfer case (high/low range) and Automatic Limited-Slip Differential (Auto LSD) ⁶⁷	O	O	O	O	O	S	S
Electronically controlled locking rear differential		P	P		P	S	
BODY AND FRAME							
Fully boxed high-strength steel ladder frame with hydraulic cab mounts	S	S	S	S	S	S	S
Ultra high-strength steel cabin construction with aluminum hood and front door panels	S	S	S	S	S	S	S
Active aero front spoiler			S	S	S		S
Active grille shutters		S	S	S	S	S	S
SUSPENSION							
Independent double-wishbone front suspension; coil spring multi-link rear suspension	S	S	S	S	S	S	S
TRD sport-tuned and lowered suspension with Bilstein ⁶⁷ shocks		P					
TRD off-road suspension with Bilstein ⁶⁷ shocks		P	P		P		
TRD Pro off-road suspension with 1.1-in. front lift, 2.5-in. FOX ⁶⁶ Internal Bypass coil-overs and rear remote-reservoir shocks, and TRD Pro front stabilizer bar						S	
Adaptive Variable Suspension (AVS) system				P	P		O
Load-leveling Rear Height Control Air Suspension		O	O	P	P		O
STEERING							
Electric Power Steering (EPS); power-assisted rack-and-pinion	S	S	S	S	S	S	S
BRAKES							
Power-assisted ventilated 13.9-in. front disc brakes with opposed dual-piston brake calipers; ventilated 13.6-in. rear disc brakes with single-piston calipers	S	S	S	S	S	S	S
Electric Parking Brake (EPB) ⁶⁸	S	S	S	S	S	S	S
Electronically Controlled Braking (ECB) system	S	S	S	S	S		
Electronically Controlled Braking (ECB) system with integrated regenerative braking (hybrid only)			O	O	O	S	S
FUEL TANK							
22.5 gallons	S	S					
32.2 gallons		A	S	S	S	S	S

See numbered footnotes in Disclosures section.

TUNDRA SPECIFICATIONS

S = Standard A = Available O = Optional P = Available Package

	SR	SR5	Limited	Platinum	1794 Edition	TRD Pro	Capstone
TOWING³							
Class-IV towing hitch receiver and wiring harness with 7-pin/4-pin connector ³	P	S	S	S	S	S	S
Trailer-Sway Control (TSC) ⁶⁹	S	S	S	S	S	S	S
Integrated Trailer Brake Controller (ITBC) ¹¹ with Multi-Information Display (MID) screen and trailer brake type, gain and manual trailer brake output controls		S	S	S	S	S	S
TOW/HAUL driving modes		S	S	S	S	S	S
Trailer Backup Guide system with Straight Path Assist (SPA) ⁹		P	P	S	S		S
OFF-HIGHWAY							
Engine and body undercovers	S	S	S	S	S	S	S
Multi-Terrain Select (MTS), Crawl Control (CRAWL) ⁴⁵ and Downhill Assist Control (DAC) ⁴⁶		P	P		P	S	
Multi-Terrain Monitor (MTM) ⁷ with selectable front, side and rear views		P	P		P	S	
Xply™ Armor high-strength engine, fuel tank and transfer case undercovers		P	P		P	S	
TRD aluminum front skid plate						S	
All-terrain tires		P	P		P	S	
WHEELS							
18-in. styled-steel wheels and P245/75R18 all-season tires	S						
18-in. silver-painted alloy wheels		S					
18-in. TRD Off-Road black-painted and machined-finish alloy wheels		P					
20-in. TRD Sport matte-black alloy wheels with TRD center caps		P					
20-in. gray-painted and machined-finish alloy wheels			S				
20-in. TRD Off-Road matte-black alloy wheels with TRD center caps		P	P		P		
20-in. dark-gray-painted alloy wheels				S			
20-in. machined-finish alloy wheels					S		
18-in. TRD Pro matte-black forged-aluminum BBS ^{®14} wheels with TRD center caps						S	
22-in. dark chrome and machined-finish alloy wheels							S
TIRES							
245/75R18 all-season tires	S						
265/70R18 all-season tires		S					
265/60R20 all-season tires		P	S	S	S		
265/50R22 all-season tires							S
265/70R18 Michelin® LTX Trail all-terrain tires (TRD Off-Road Package)		P					
265/60R20 Falken ^{®15} WILDPEAK all-terrain tires (TRD Off-Road Package)			P		P		
285/65R18 Falken ^{®15} WILDPEAK all-terrain tires (TRD Pro)						S	
Spare — full-size mounted under body	S	S	S	S	S	S	S

TUNDRA SPECIFICATIONS

Dimensions

	Double Cab 6.5-ft. Standard Bed	Double Cab 8.1-ft. Long Bed	CrewMax 5.5-ft. Short Bed	CrewMax 6.5-ft. Standard Bed
EXTERIOR DIMENSIONS (in.)				
Overall height	78.0	78.0	78.0	78.0
Overall width	80.2	80.2	80.2	80.2
TRD Pro			81.6	
Overall length	233.6	252.5	233.6	245.6
Wheelbase	145.7	164.6	145.7	157.7
Track width (front/rear)	68.4/68.4	68.4/68.4	68.4/68.4	68.4/68.4
TRD Pro			69.4/69.4	
Inside bed length	77.6	96.5	65.6	77.6
Inside bed width	58.7	58.7	58.7	58.7
Inside bed width between wheelwells	48.7	48.7	48.7	48.7
Inside bed depth	20.9	20.9	20.9	20.9
OFF-HIGHWAY (in.)				
Approach/departure angle	21.0/24.0	21.0/24.0	21.0/24.0	21.0/24.0
TRD Pro			26.2/24.2	
Minimum ground clearance				
Gas	9.3	9.3	9.3	9.3
Hybrid			8.5	8.5
INTERIOR DIMENSIONS (in.)				
	Double Cab Standard	Double Cab With Moonroof	CrewMax Standard	CrewMax With Panoramic Roof
Head room (front/rear)	41.0/38.5	39.3/36.9	41.0/38.5	39.3/36.9
Hip room (front/rear)	62.6/60.5	62.6/60.5	62.6/60.5	62.6/60.5
Leg room (front/rear)	41.2/33.3	41.2/33.3	41.2/41.6	41.2/41.6
Shoulder room (front/rear)	65.0/63.4	65.0/63.4	65.0/62.4	65.0/62.4
Seating capacity	5	5	5	5

Weights and Capacities

	Double Cab 6.5-ft. Standard Bed	Double Cab 8.1-ft. Long Bed	CrewMax 5.5-ft. Short Bed	CrewMax 6.5-ft. Standard Bed
CURB WEIGHT (lbs.)				
i-FORCE 3.4L-T V6 4x2				
SR	5095	5290	5160	
SR5	5095	5290	5160	5355
Limited	5215		5245	5465
Platinum			5325	5535
1794 Edition			5325	5535
i-FORCE 3.4L-T V6 4x4				
SR	5380	5565	5390	
SR5	5380	5565	5390	5620
Limited	5490		5490	5720
Platinum			5620	5800
1794 Edition			5620	5800
i-FORCE MAX 3.4L-T V6 Hybrid 4x2				
Limited			5710	5785
Platinum			5800	5865
1794 Edition			5800	5865
i-FORCE MAX 3.4L-T V6 Hybrid 4x4				
Limited			6010	6095
Platinum			6095	6185
1794 Edition			6095	6185
TRD Pro			6015	
Capstone			6185	

DOUBLE CAB



8.1-ft. Long Bed



6.5-ft. Std. Bed

CREWMAX



6.5-ft. Std. Bed



5.5-ft. Short Bed

TUNDRA SPECIFICATIONS

GVWR—GROSS VEHICLE WEIGHT RATING (lbs.)	Double Cab 6.5-ft. Standard Bed	Double Cab 8.1-ft. Long Bed	CrewMax 5.5-ft. Short Bed	CrewMax 6.5-ft. Standard Bed
i-FORCE 3.4L-T V6 4x2				
SR	7035	7165	6990	
SR5	7035	7165	6990	7165
Limited	7075		7000	7165
Platinum			7045	7165
1794 Edition			7045	7165
i-FORCE 3.4L-T V6 4x4				
SR	7265	7375	7210	
SR5	7265	7375	7210	7340
Limited	7310		7230	7365
Platinum			7285	7375
1794 Edition			7285	7375
i-FORCE MAX 3.4L-T V6 Hybrid 4x2				
Limited			7375	7465
Platinum			7440	7520
1794 Edition			7440	7520
i-FORCE MAX 3.4L-T V6 Hybrid 4x4				
Limited			7615	7750
Platinum			7660	7780
1794 Edition			7660	7780
TRD Pro			7615	
Capstone			7670	

Max Towing (lbs.)³

i-FORCE 3.4L-T V6 4x2				
SR	8300	8300	8300	
SR5	12,000	11,370	11,400	11,270
Limited	11,400		11,350	11,230
Platinum			11,310	11,180
1794 Edition			11,380	11,290
i-FORCE 3.4L-T V6 4x4				
SR	8300	8300	8300	
SR5	11,200	11,090	11,160	11,010
Limited	11,110		11,120	10,970
Platinum			11,050	10,890
1794 Edition			11,050	10,890
i-FORCE MAX 3.4L-T V6 Hybrid 4x2				
Limited			11,450	11,350
Platinum			11,380	11,290
1794 Edition			11,380	11,290
i-FORCE MAX 3.4L-T V6 Hybrid 4x4				
Limited			11,170	11,040
Platinum			11,020	10,960
1794 Edition			11,020	10,960
TRD Pro			11,175	
Capstone			10,340	

Max Payload (lbs.)⁵

i-FORCE 3.4L-T V6 4x2				
SR	1940	1810	1830	
SR5	1940	1875	1830	1810
Limited	1860		1755	1700
Platinum			1720	1630
1794 Edition			1720	1630
i-FORCE 3.4L-T V6 4x4				
SR	1885	1810	1820	
SR5	1885	1810	1820	1720
Limited	1820		1740	1645
Platinum			1665	1575
1794 Edition			1665	1575
i-FORCE MAX 3.4L-T V6 Hybrid 4x2				
Limited			1665	1680
Platinum			1640	1655
1794 Edition			1640	1655
i-FORCE MAX 3.4L-T V6 Hybrid 4x4				
Limited			1605	1665
Platinum			1565	1595
1794 Edition			1565	1595
TRD Pro			1600	
Capstone			1485	

DISCLOSURES

1. Extra-cost color. 2. The Toyota Tundra is designed to meet most off-road driving requirements, but off-roading is inherently dangerous. Abusive use may result in bodily harm or vehicle damage. Toyota encourages responsible operation to help protect you, your vehicle and the environment. Seatbelts should be worn at all times. Do not allow passengers to ride in cargo area. 3. Before towing, confirm your vehicle and trailer are compatible, hooked up and loaded properly and that you have any necessary additional equipment. Do not exceed any Weight Ratings and follow all instructions in your *Owner's Manual*. The maximum you can tow depends on base curb weight plus the total weight of any cargo, occupants, and added vehicle equipment. "Added vehicle equipment" includes additional standard/optional equipment and accessories added by the manufacturer, dealers, and/or vehicle owners. The only way to be certain of your vehicle's exact curb weight is to weigh your vehicle without passengers or cargo. [Calculated with the new SAE J2807 method.] Installation of a tow hitch receiver or other accessories located near the rear bumper may require disabling or removing the kick sensor, and the sensor operation setting in your vehicle should be turned off. See *Owner's Manual* for limitations. 4. 2023 projected EPA-estimated mpg rating estimates as determined by manufacturer. EPA estimates not available at time of posting. Use for comparison purposes only. Your mileage will vary for many reasons, including your vehicle's condition and how/where you drive. See www.fueleconomy.gov. 5. Payload Capacity is the calculation of GVWR minus curb weight and should be used for comparison purposes only. The maximum amount of passenger and cargo weight your vehicle can carry is the Load Carrying Capacity indicated on the label(s) on the driver's doorjamb. 6. Screen depiction accurate at time of posting. 7. The Multi-Terrain Monitor view is limited and can be affected by environmental conditions. See *Owner's Manual* for additional limitations and details. 8. The Panoramic View Monitor does not provide a comprehensive view of the area surrounding the vehicle. You should also look around outside your vehicle and use your mirrors to confirm surrounding clearance. Environmental conditions may limit effectiveness and view may become obscured. See *Owner's Manual* for additional limitations and details. 9. The backup camera does not provide a comprehensive view of the rear area of the vehicle/trailer, and you should look around the vehicle and use mirrors to confirm clearance. Additionally, when using Straight Path Assist, the driver is still responsible for safe operation as there are environmental conditions and design limitations to system performance. See *Owner's Manual* for limitations and details. 10. Do not rely exclusively on the Blind Spot Monitor. Always look over your shoulder and use your turn signal. There are limitations to the function, detection and range of the monitor. See *Owner's Manual* for additional limitations and details. 11. Integrated Trailer Brake Controller is an electronic system that operates in tandem with a trailer equipped with an electric braking system. It is designed to help the driver maintain trailer control by increasing or reducing trailer braking based on trailer weight. It is not a substitute for safe towing practices. Factors including speed, weather, road conditions and driver input can all affect trailer braking control. See *Owner's Manual* for additional limitations and details. 12. Do not rely exclusively on the Rear Cross-Traffic Alert system. Always look over your shoulder and use your mirrors to confirm rear clearance. There are limitations to the function, detection and range of the system. See *Owner's Manual* for additional limitations and details. 13. Cargo and load capacity limited by weight and distribution. Always properly secure cargo and cargo area. 14. BBS® is a registered trademark of BBS of America, Inc. 15. Falken is a registered trademark of Sumitomo Rubber Industries, Ltd. 16. FOX is a registered trademark of FOX Factory, Inc. 17. Bilstein® is a registered trademark of ThyssenKrupp Bilstein GmbH FED REP GERMANY. 18. Connected Services depend on factors outside Toyota's control, including an operative telematics device, a cellular connection, GPS signal and the availability of a compatible wireless network, without which system functionality and availability may be limited or precluded, including access to response center and emergency support. Service may vary by vehicle and region. Apps and services subject to change at any time without notice. Requires app download/registration and subscription after trial (if applicable). Terms of Use apply. Data usage and charges may apply. See usage precautions and service limitations in *Owner's Manual* and <https://www.toyota.com/connected-services/> for additional limitations and details. To learn about Toyota's Connected Services data collection, use, sharing and retention practices, please visit <https://www.toyota.com/privacycts/>. Connected Services trials are at no extra cost. All trials begin on the original date of purchase or lease of a new vehicle, with the exception of Wi-Fi for which the trial begins at the time of activation. Paid subscription required after trial in order to continue accessing the respective services. Terms of Use apply. 19. Safety Connect® depends on factors outside of Toyota's control, including an operative telematics device, a cellular connection, GPS signal, and the availability of a compatible wireless network, without which system functionality and availability may be limited or precluded, including access to response center and emergency support. Stolen vehicle police report required to use Stolen Vehicle Locator. Automatic Collision Notification activates only in limited circumstances. Requires app download/registration and subscription after trial (if applicable). Service subject to change at any time without notice. Terms of Use apply. Service may vary by vehicle and region. See usage precautions and service limitations in *Owner's Manual* and at [toyota.com/connected-services/](https://www.toyota.com/connected-services/) for additional details. To learn about Toyota's Connected Services data collection, use, sharing and retention practices, please visit <https://www.toyota.com/privacycts/>. The Safety Connect® trial period (if applicable) is at no extra cost and begins on the original date of purchase or lease of a new vehicle. Subscription required after trial to access the service. 20. Requires adequate cellular coverage and GPS signal strength. May not work in all areas. Service may vary by vehicle and region. See Toyota Dealer for details and exclusions. 21. Information provided is based on the last time data was collected from the vehicle and is not real-time data. Service Connect depends on factors outside of Toyota's control, including an operative telematics device, a cellular connection, GPS signal, and the availability of a compatible wireless network, without which system functionality and availability may be limited or precluded. Service may vary by vehicle and region. Requires app download/registration and subscription after trial. Service subject to change at any time without notice. Terms of Use apply. Data charges may apply. See usage precautions and service limitations in *Owner's Manual* and at [toyota.com/connected-services/](https://www.toyota.com/connected-services/) for additional details. To learn about Toyota's Connected Services data collection, use, sharing and retention practices, please visit <https://www.toyota.com/privacycts/>. Service Connect is not renewable as a stand-alone service and requires a subscription to any of Safety Connect®, Remote Connect or Drive Connect upon trial expiration. The Service Connect trial period is at no extra cost and begins on the original date of purchase or lease of a new vehicle. Subscription required after trial. Service Connect renewal will be included when Safety Connect®, Remote Connect or Destination Assist connected service renewal is selected. 22. Depends on operative telematics device, availability of compatible wireless network and other factors. Use only if aware of vehicle surroundings and it is legal and safe (ex., do not use if vehicle is in enclosed space or is occupied by a child). Subject to change without notice. Requires app download and registration/subscription after trial (if applicable). Not available on vehicles with manual transmission. Terms of Use apply. Data charges may apply. See *Owner's Manual* and <https://www.toyota.com/connected-services/>. To learn about Toyota's Connected Services data collection, use, sharing and retention practices, please visit <https://www.toyota.com/privacycts/>. The Remote Connect trial period (if applicable) is at no extra cost and begins on the original date of purchase or lease of a new vehicle. Subscription required after trial to access the service. Terms of Use apply. 23. Eligible vehicle and wireless service required. Wi-Fi Connect depends on factors outside of Toyota's control, including an operative telematics device, a cellular connection, GPS signal, and the availability of a compatible wireless network, without which system functionality and availability may be limited or precluded. Wi-Fi Connect coverage and service not available everywhere. Valid in the contiguous U.S. and Alaska. Do not drive distracted. Go to att.com/toyota for terms and conditions. Data usage and charges apply. Up to 5 devices can be supported using in-vehicle connectivity. Apps and services subject to change at any time without notice. The Wi-Fi Connect trial begins at the time of enrollment and expires the earlier of 3GB data use or the 1-month trial period ends. Subscription required after trial. Integrated Streaming requires separate subscriptions to third-party provider services. Terms of Use apply. The Wi-Fi Connect trial begins at the time of enrollment and expires within 30 days or the earlier of 3GB of data is used or the 1-month period ends. Subscription required after trial. Integrated Streaming requires separate subscriptions to third-party provider services. Terms of Use apply. 24. Drive Connect availability and accuracy depend on factors outside of Toyota's control, including an operative telematics device, a cellular connection, GPS signal, and the availability of a compatible wireless network, without which system functionality and availability may be limited or precluded. Services not available in every city or roadway. Services subject to change at any time without notice. Requires app download/registration and subscription required after trial (if applicable). Terms of Use apply. See *Owner's Manual* and <https://www.toyota.com/connected-services/> for additional limitations and details. To learn about Toyota's Connected Services data collection, use, sharing and retention practices, please visit <https://www.toyota.com/privacycts/>. The Drive Connect trial period is at no extra cost and begins on the original date of purchase or lease of a new vehicle. Paid subscription required after trial (if applicable) to access the service. Terms of Use apply. 25. Apps and services are subject to change at any time without notice. Data charges may apply. Apple CarPlay® functionality requires a compatible iPhone® connected wirelessly to the vehicle. Apple CarPlay® is a registered trademark of Apple Inc. 26. iPhone® is a registered trademark of Apple Inc. All rights reserved. 27. Apple Music and the Apple logo are trademarks of Apple Inc., registered in the U.S. and other countries. Requires Wi-Fi Connect subscription after trial (if applicable) and your own Apple Music account. 28. Android is a trademark of Google LLC. 29. Android™ and Android Auto™ are trademarks of Google LLC. To wirelessly use Android Auto™ on your car display, you need a compatible Android™ smartphone with an active data plan. You can check which smartphones are compatible at g.co/androidauto/requirements. 30. Google is a trademark of Google LLC. 31. Amazon Music, and all related marks are trademarks of Amazon Technologies, Inc. or its affiliates. 32. Trial length and service availability may vary by model, model year or trim. Service will automatically stop at the end of your trial subscription period unless you decide to continue service. If you do not wish to enjoy your trial, you can cancel by calling the number below. All SiriusXM services require a subscription, each sold separately by SiriusXM after the trial period. **Service subject to the SiriusXM Customer Agreement and Privacy Policy; visit www.siriusxm.com to see complete terms and how to cancel which includes calling 1-866-635-2349.** Some services and features are subject to device capabilities and location availability. All fees, content and features are subject to change. SiriusXM, Pandora and all related logos are trademarks of Sirius XM Radio Inc. and its respective subsidiaries. 33. SiriusXM trial length and service availability may vary by model, model year or trim. 34. JBL® is a registered trademark of Harman International Industries, Inc. 35. Toyota Safety Sense™ effectiveness is dependent on many factors including road, weather and vehicle conditions. Drivers are responsible for their own safe driving. Always pay attention to your surroundings and drive safely. See *Owner's Manual* for additional limitations and details. 36. The Pre-Collision System (PCS) with Pedestrian Detection (PD) is designed to determine if impact is imminent and help reduce impact speed and damage in certain frontal collisions involving a vehicle, a pedestrian or a bicyclist. PCS w/PD is not a substitute for safe and attentive driving. System effectiveness depends on many factors, such as speed, size and position of pedestrian or bicyclist and weather, light and road conditions. See *Owner's Manual* for additional limitations and details. 37. Full-Speed Range Dynamic Radar Cruise Control (DRCC) is designed to assist the driver and is not a substitute for safe and attentive driving practices. System effectiveness is dependent on many factors including road, weather and traffic conditions. Vehicles with manual transmission have regular DRCC. See *Owner's Manual* for additional limitations and details. 38. Lane Departure Alert with Steering Assist is designed to read visible lane markers under certain conditions. It provides a visual and audible alert and slight steering force when lane departure is detected. It is not a collision-avoidance system or a substitute for safe and attentive driving. Effectiveness is dependent on many factors including road, weather and vehicle conditions. See *Owner's Manual* for additional limitations and details. 39. Automatic High Beams operate at speeds above 25 mph. Factors such as a dirty windshield, weather, lighting and terrain limit effectiveness, requiring the driver to manually operate the high beams. See *Owner's Manual* for additional limitations and details. 40. The Lane Tracing Assist (LTA) lane centering function is designed to read visible lane markers and detect other vehicles under certain conditions. It is only operational when DRCC is engaged. Not available on vehicles with manual transmissions. See *Owner's Manual* for additional limitations and details. 41. Do not rely exclusively on Road Sign Assist (RSA). RSA is a driver support system that utilizes the vehicle's forward-facing camera and navigation system (when data is available) to recognize certain road signs and provide information to the driver via the multi-information display and/or Head-Up Display. Effectiveness is dependent on road, weather,

DISCLOSURES

vehicle and sign conditions. Use common sense when using RSA and do not drive distracted. See *Owner's Manual* for additional limitations and details. **42.** 2023 projected EPA-estimated mpg rating estimates as determined by manufacturer. EPA estimates not available at time of posting. Use for comparison purposes only. Your mileage will vary for many reasons, including your vehicle's condition and how/where you drive. See www.fueleconomy.gov. **43.** SofTex® is a registered trademark of Toyota Motor Sales, U.S.A., Inc. **44.** HomeLink® and the HomeLink® house icon are registered trademarks of Gentex Corporation. **45.** Crawl Control is designed for driving on difficult terrain at low speeds and assists the driver by controlling acceleration and braking, allowing the driver to focus on steering. See *Owner's Manual* for additional limitations and details. **46.** Downhill Assist Control is designed to help driver maintain vehicle control and speed on steep, downhill descents and is not a substitute for safe driving judgment and practices. Factors including speed, grade, surface conditions and driver input can affect the DAC's ability to prevent loss of control. See *Owner's Manual* for additional limitations and details. **47.** BedStep® is a registered trademark of AMP Research. All rights reserved. **48.** This floor mat/floor liner was designed specifically for use in your model and model year vehicle and SHOULD NOT be used in any other vehicle. To avoid potential interference with pedal operation, each mat/liner must be secured with its fasteners. Do not install a floor mat/floor liner on top of an existing floor mat/floor liner. **49.** Toyota strives to build vehicles to match customer interest and thus they typically are built with popular options and option packages. Not all options/packages are available separately and some may not be available in all regions of the country. See toyota.com for information about options/packages commonly available in your area. If you would prefer a vehicle without any or with different options, contact your dealer to check for current availability or the possibility of placing a special order. Color(s) depicted may vary based on multiple factors, including ambient lighting and the format in which it is being viewed (e.g., computer, mobile device or print). **50.** Standard on Limited, Platinum, 1794 Edition and TRD Pro grades; available on SR and SR5 grades. **51.** Do not exceed 120V. See *Owner's Manual* for additional limitations and details. **52.** Be sure to obey traffic regulations and maintain awareness of road and traffic conditions at all times. Functionality, availability and accuracy of information provided by the system depends on many factors and service may not be available in every location. Use common sense when relying on information provided. Apps/services vary by phone/carrier. Select apps use large amounts of data; you are responsible for charges. Apps and services subject to change at any time without notice. See toyota.com/connected-services for details. Services and programming subject to change. Updates may be available from your dealer at an additional cost. See *Owner's Manual* for additional limitations and details. **53.** The backup camera does not provide a comprehensive view of the rear area of the vehicle and you should also look around the vehicle, using mirrors to confirm rearward clearance. Environmental conditions may limit effectiveness and view may become obscured. See *Owner's Manual* for additional limitations and details. **54.** May not be compatible with all mobile phones, MP3/WMA players and like models. **55.** Rated for 12 volts/10 amps. See *Owner's Manual* for additional limitations and details. **56.** Qi wireless charging may not be compatible with all mobile phones, MP3/WMA players and like models. When using the wireless charging system, avoid placing metal objects between the wireless charger and the mobile device when charging is active. Doing so may cause metal objects to become hot and could cause burns. **57.** At speeds of 9 mph or less, Front and Rear Parking Assist with Automatic Braking (PA w/AB) is designed to assist drivers in avoiding potential collisions with nearby static objects when the vehicle is in Drive or Reverse and approaching crossing vehicles when the vehicle is in Reverse. Do not overly rely on PA w/AB. Always look around outside the vehicle and use mirrors to confirm clearance. Certain vehicle and environmental factors, including an object or vehicle's shape, size and composition, may affect the system's effectiveness. See *Owner's Manual* for additional limitations and details. **58.** The Tire Pressure Monitor System alerts the driver when tire pressure is critically low. For optimal tire wear and performance, tire pressure should be checked regularly with a gauge; do not rely solely on the monitor system. See *Owner's Manual* for additional limitations and details. **59.** Airbag systems are Supplemental Restraint Systems and are designed to inflate only under certain conditions and in certain types of severe collisions. To decrease the risk of injury from an inflating airbag, always wear seatbelts and sit upright in the middle of the seat as far back as possible. Do not put objects in front of an airbag or around the seatback. Do not use a rearward-facing child seat in any front passenger seat. See *Owner's Manual* for additional limitations and details. **60.** Active front headrests can help reduce the extent of whiplash in certain types of rear-end collisions. **61.** Vehicle Stability Control is an electronic system designed to help the driver maintain vehicle control under adverse conditions. It is not a substitute for safe and attentive driving practices. Factors including speed, road conditions, weather and driver steering input can all affect whether VSC will be effective in preventing a loss of control. See *Owner's Manual* for additional limitations and details. **62.** Brake Assist is designed to help the driver take advantage of ABS and is not a substitute for safe driving practices. Braking effectiveness also depends on proper vehicle maintenance, tire and road conditions. See *Owner's Manual* for additional limitations and details. **63.** Smart Stop Technology® operates only in the event of certain contemporaneous brake and accelerator pedal applications. When engaged, the system will reduce power to help the brakes bring the vehicle to a stop. Factors including speed, road conditions and driver input can all impact stopping distance. Smart Stop Technology® is not a substitute for safe and attentive driving and does not guarantee instant stopping. See *Owner's Manual* for additional limitations and details. **64.** Hill Start Assist Control is designed to help minimize backward rolling on steep ascents. It is not a substitute for safe driving practices. Factors including speed, grade, surface conditions and driver input can all affect whether HAC will be effective in preventing a loss of control. See *Owner's Manual* for additional limitations and details. **65.** Building and/or parking structures may limit system effectiveness. Stolen vehicle police report required to use Stolen Vehicle Locator. For additional assistance contact the Toyota Customer Experience Center at 1-800-331-4331. **66.** Toyota app requires an active Remote Connect trial or subscription. **67.** Not all smartwatches are compatible with Remote Connect: Samsung Gear, Fitbit, Garmin are not compatible. **68.** Amazon, Alexa and all related marks are trademarks of Amazon.com, Inc. or its affiliates. Certain functions require adequate signal strength and/or smartphone technology/connectivity. Not all Amazon Alexa functionality is available for in-vehicle use. See applicable app for details. Download of the Toyota app and Toyota+Alexa app are both required to begin in-vehicle use of Alexa. Data charges may apply for certain functions. Apps and services subject to change at any time without notice. To learn more, go to <https://www.toyota.com/audio-multimedia>. To learn more about Toyota's data collection, use, sharing and retention practices, please visit <https://www.toyota.com/privacycts/>. **69.** Destination Assist depends on factors outside of Toyota's control, including an operative telematics device, a cellular connection, GPS signal, and the availability of a compatible wireless network, without which system functionality and availability may be limited or precluded. Use common sense when relying on this information. Service may vary by vehicle and region. Registration required. Subscription required after trial. Services subject to change at any time without notice. Terms of Use apply. Data charges may apply. See *Owner's Manual* and toyota.com/connected-services for additional limitations and details. To learn about Toyota's Connected Services data collection, use, sharing and retention practices, please visit <https://www.toyota.com/privacycts/>. **70.** The Destination Assist trial period is at no extra cost and begins on the original date of purchase or lease of a new vehicle. Paid subscription required after trial to access the service.

Toyota strives to build vehicles to match customer interest and thus they typically are built with popular options and option packages. Not all options/packages are available separately and some may not be available in all regions of the country. See toyota.com for information about options/packages commonly available in your area. If you would prefer a vehicle without any or with different options, contact your dealer to check for current availability or the possibility of placing a special order.

Color(s) depicted may vary based on multiple factors, including ambient lighting and the format in which it is being viewed (e.g., computer, mobile device or print).

Some vehicles are shown with available equipment. Seatbelts should be worn at all times. For details on vehicle specifications, standard features and available equipment in your area, contact your Toyota dealer. A vehicle with particular equipment may not be available at the dealership. Ask your Toyota dealer to help locate a specifically equipped vehicle.

Toyota Tundra is designed to meet most off-road driving requirements. Abusive use may result in bodily harm or damage. Toyota encourages responsible operation to protect you, your vehicle and the environment. Seatbelts should be worn at all times. Please do not allow passengers to ride in the cargo area. Towing hitch receiver/ball mount kits are not intended to provide crash protection. For details on vehicle specifications, standard features and available equipment in your area, contact your Toyota dealer. A vehicle with particular equipment may not be available at the dealership. Ask your Toyota dealer to help locate a specifically equipped vehicle.

All information presented herein is based on data available at the time of posting, is subject to change without notice and pertains specifically to mainland U.S.A. vehicles only. Vehicles shown may be prototypes, shown using visual effects and/or shown with options. Actual models may vary.



For Toyota Mobility program details, go to www.toyota.com/mobility or call the Toyota Brand Engagement Center at 1-800-331-4331