HUMMER EV PICKUP

2024 FEATURES, SPECS AND OPTIONS

Preproduction models shown throughout. Actual production models may vary.
HUMMER EV is available from a GMC EV dealer.

We have tried to make this guide comprehensive and factual. We reserve the right, however, to make changes at any time, without notice, in prices, colors, materials, equipment, specifications, models and availability. Specifications, dimensions, measurements, ratings and other numbers in this guide and other printed materials provided at the dealership or affixed to vehicles are approximations based on design and engineering drawings, prototypes and laboratory tests. Your vehicle may differ due to variations in manufacture and equipment. Since some information may have been updated since the time of publication, please check with your GMC dealer for complete details.

GMC
WE ARE PROFESSIONAL GRADE

TABLE OF CONTENTS

03.
MODEL OVERVIEW HIGHLIGHTS
HUMMER EV 2X
HUMMER EV 3X

04-12.
KEY FEATURES
Exterior
Interior
Capability
Safety and technology

13.
MODEL PACKAGES
Select packages available

14.
MODEL SPECS
HUMMER EV 2X
HUMMER EV 3X

15.
TRAILERING OVERVIEW
Key trailering features
Key specifications
Powertrains

16.
PAYLOAD AND TRAILERING SPECS
Ultium Drive Systems—e4WD
Electric drive specifications

17-24.
TRAILERING TECHNOLOGY
ProGrade™ Trailering System
myGMC Mobile App
In-vehicle Trailering App
Smart trailer integration
Camera-view compatibility
Calibration tips
Trailering tech availability

25.
HITCH STYLES
Conventional trailer hitch
Weight-carrying hitch
Weight-distributing hitch

26.
ACCESSORIES
Key available accessories

HUMMER EV 2X PICKUP KEY FEATURES

- Ultium Drive System Performance e4WD with 2 motors
- Super Cruise[1] hands-free driver-assistance technology; includes 3-year subscription[2]
- CrabWalk™[3] diagonal-drive functionality at low speeds
- Ultium Battery 20-module pack
- ProGrade Trailering System
- Fast charging-capable with compatible DC fast charger (up to 300 kW)[4]
- MultiPro™ Tailgate
- eTrunk™ lit compartment with 4 cargo tie-downs

HUMMER EV 3X PICKUP KEY FEATURES

- Ultium Drive System Performance Torque Vectoring e4WD with 3 motors
- Infinity Roof with removable modular opaque Sky Panels
- Air Ride Adaptive Suspension with adjustable ride height and Extract Mode[3]
- Bose[5] premium 14-speaker audio system
- Super Cruise[1] hands-free driver-assistance technology; includes 3-year subscription[2]
- Watts to Freedom[6] launch experience
- Available fast charging-capable with compatible DC fast charger (up to 350 kW)[4]
- Available Ultium Battery 24-module pack
- Available Extreme Off-Road Package

AVAILABLE COLORS

INTERSTELLAR WHITE

NEPTUNE BLUE MATTE[7, 8]

VOID BLACK[9]

TIDE METALLIC[10]

DEEP AURORA METALLIC[10]

AFTERBURNER TINTCOAT[10]

METEORITE METALLIC[9]

SUPERNOVA METALLIC[10]

[1]Always pay attention while driving and when using Super Cruise. Do not use a handheld device. Requires active Super Cruise plan or trial. Terms apply. Visit gmc.com/connectivity-technology/super-cruise for compatible roads and full details. [2]After initial 3-year period, an eligible OnStar® Super Cruise plan must be purchased. Plans vary by vehicle and model and require active service plan, working electrical system, cell reception and GPS signal. Does not include safety services. Super Cruise vehicles are connected to emergency services. See onstar.com for details and limitations. [3]Limited to low speeds. Read the vehicle Owner's Manual for important feature limitations and information. [4]Requires use of compatible public DC fast chargers. [5]Bose is a registered trademark of the Bose Corporation in the U.S. and other countries. [6]Watts to Freedom is intended for use only on a closed course and should not be used on public roads. Read the vehicle Owner's Manual for important feature limitations and information. [7]Special care required for matte paint. Read the vehicle Owner's Manual for more details. [8]Included and only available with Omega Edition. [9]Extra-cost color. [10]Extra-cost color. Late availability.

YOUR HUMMER EV PICKUP AWAITS

KEY FEATURES See your GMC dealer or gmc.com for more feature details and requirements.	2X	3X
EXTERIOR		
Wheels, 22" gloss-black painted aluminum with LT305/55R22 (35") all-terrain tires	●	–
Wheels, 22" premium-finish painted aluminum with selective machining and LT305/70R18 (35") all-terrain tires	–	●
Wheels, 18" black aluminum with machined accents and LT305/70R18 (35") Goodyear® Wrangler Territory MT tires (requires Extreme Off-Road Package)	○	○
LED headlamps with LED daytime running lamps	●	●
LED front signature lighting; includes HUMMER EV light bar, walk-up and departure animation, charge status and turn signals	●	●
LED signature taillamps with LED stop and reverse lights	●	●
Rear charge port lighting with charge status	●	●
LED front crystal-like amber roof marker lamps	●	●
LED rear crystal-like red roof marker lamps	●	●
LED bed area lighting	●	●
Mirrors, outside heated power-adjustable, power-folding and driver-side auto-dimming with puddle lamps, side perimeter lighting and memory	●	●
5' pickup bed with spray-on bedliner	●	●
MultiPro™ Tailgate (power release)	●	●
120V (400W) power outlet, rear bed	●	●

● Standard ○ Available – Not Available

CONTINUED

YOUR HUMMER EV PICKUP AWAITS

KEY FEATURES

See your GMC dealer or gmc.com for more feature details and requirements.

EXTERIOR CONTINUED	2X	3X
Aluminum fixed assist steps	●	●
Rocker protectors with assist steps (requires Extreme Off-Road Package)	○	○
Front steel skid protector/shielding	●	●
Front intermittent 3-blade wipers with Rainsense	●	●
Power hood, eTrunk lit compartment with Infinity Roof Sky Panel storage, 12V DC power outlet and emergency hood release button	●	●
Recovery hooks,[1] two front, articulating D-ring, frame-mounted, black	●	●
Recovery hooks,[1] two rear, articulating D-ring, frame-mounted, black (requires Extreme Off-Road Package)	○	○
Full underbody skid plates (including front differential, battery and rear differential) (requires Extreme Off-Road Package)	○	○

● Standard ○ Available — Not Available

Shown with available dealer-installed accessories.

[1]To avoid the risk of injury, never use recovery hooks to tow a vehicle. For more information, see the Recovery Hooks section of the vehicle Owner's Manual.

YOUR HUMMER EV PICKUP AWAITS

KEY FEATURES See your GMC dealer or gmc.com for more feature details and requirements.	2X	3X
INTERIOR		
Premium leather-alternative perforated front bucket seats	●	●
12-way power front seats including 4-way lumbar	●	●
Heated/ventilated front seats	●	●
Heated second-row outboard seat cushions	●	●
60/40 split fold-up second-row seats	●	●
Driver memory settings (seat, outside mirrors and steering wheel)	●	●
Automatic heated steering wheel	●	●
Keyless open and start	●	●
Remote vehicle starter system with preconditioning	●	●
Rear Camera Mirror,[1] inside rearview auto-dimming with full camera display	●	●
Tri-zone automatic climate control	●	●
Power Rear Drop Glass	●	●

● Standard ○ Available — Not Available

CONTINUED

[1]Safety or driver-assistance features are no substitute for the driver's responsibility to operate the vehicle in a safe manner. Read the vehicle Owner's Manual for important feature limitations and information.

YOUR HUMMER EV PICKUP AWAITS

KEY FEATURES See your GMC dealer or gmc.com for more feature details and requirements.	2X	3X
INTERIOR CONTINUED		
Infinity Roof with modular Sky Panels (opaque, with 4 eTrunk storage bags and removable I-bar)	●	●
Infinity Roof with modular Sky Panels (transparent, with 4 eTrunk storage bags and removable I-bar; included with Omega Edition)	○	○
Full, removable rubber floor with premium carpet inserts (over vinyl flooring) (requires Omega Edition)	–	○
Full, removable rubber floor with rubber inserts (over vinyl flooring)	●	●
Wireless Apple CarPlay®[1] compatibility	●	●
Wireless Android Auto™[2] compatibility	●	●
Wireless phone charging[3]	●	●
Bose[4] 14-speaker audio system with Centerpoint® and electric vehicle sound enhancement	●	●
Instrument cluster and Driver Information Center, reconfigurable, 12.3" diagonal	●	●
Wi-Fi® Hotspot[5]	○	○
Universal Home Remote	●	●
12V DC power outlet located in storage console under the center armrest	●	●
4 USB ports[6] (2 front power/data, 2 rear power)	●	●
Two 120V AC power outlets (400W shared power, located in the rear of the center console and rear of cargo bed)	●	●

● Standard ○ Available — Not Available

[1]Vehicle user interface is a product of Apple® and its terms and privacy statements apply. Requires compatible iPhone® and data plan rates apply. Apple CarPlay is a trademark of Apple, Inc. Siri, iPhone and iTunes are trademarks of Apple, Inc., registered in the U.S. and other countries. [2]Vehicle user interface is a product of Google, and its terms and privacy statements apply. Wireless use of Android Auto requires a compatible Android 11.0+ phone and compatible active data plan. Check g.co/androidauto/requirements for compatibility. Android and Android Auto are trademarks of Google LLC. [3]The system wirelessly charges one compatible mobile device. Some phones have built-in wireless charging technology and others require a special adapter/back cover. To check for phone or other device compatibility, see gmc.com/support/vehicle/phone-connect or consult your carrier. [4]Bose is a registered trademark of the Bose Corporation in the U.S. and other countries. [5]Service varies with conditions and location. Requires active service plan and paid AT&T® data plan. See onstar.com for details and limitations. [6]Not compatible with all devices.

YOUR HUMMER EV PICKUP AWAITS

KEY FEATURES See your GMC dealer or gmc.com for more feature details and requirements.	2X	3X
CAPABILITY		
2-motor e4WD (electric 4-wheel drive) single-motor front and rear electric drive units	●	–
3-motor Performance Torque Vectoring e4WD single-motor front and dual-motor rear electric drive units	–	●
EPA-estimated 311-mile range[1] Ultium Battery 20-module pack, 570 hp[2] and 7,400 lb-ft of torque[2] (with standard 22" wheels and tires)	●	–
EPA-estimated 279-mile range[1] Ultium Battery 20-module pack, 625 hp[2] and 7,400 lb-ft of torque[2] (with Extreme Off-Road Package)	○	–
EPA-estimated 314-mile range[1] Ultium Battery 20-module pack, 830 hp[2] and 11,500 lb-ft of torque[2] (with standard 22" wheels and tires)	–	●
EPA-estimated 298-mile range[1] Ultium Battery 20-module pack, 830 hp[2] and 11,500 lb-ft of torque[2] (with Extreme Off-Road Package)	–	○
GM-estimated 359-mile range[3] Ultium Battery 24-module pack, 1,000 hp[2] and 11,500 lb-ft of torque[2] (with Extreme Off-Road Package)	–	○
GM-estimated 381-mile range[3] Ultium Battery 24-module pack, 1,000 hp[2] and 11,500 lb-ft of torque[2] (with standard 22" wheels)	–	○
Watts to Freedom,[4] 0-60 mph in approximately 3.5 seconds[5] (included when Extreme Off-Road Package is ordered on EV 2X)	○	●
Watts to Freedom,[4] 0-60 mph in approximately 3.0 seconds[5] (requires Ultium Battery 24-module pack)	–	○
19.2 kW/80A onboard AC charging module	●	●

● Standard ○ Available — Not Available

CONTINUED

[1]On a full charge. Actual range may vary based on several factors, including ambient temperature, terrain, battery age and condition, loading, and how you use and maintain your vehicle. [2]GM-estimated. [3]On a full charge based on development testing and/or analytical projection consistent with SAE J1634 revision 2017-MCT. Range subject to change prior to production. Actual range may vary based on several factors, including ambient temperature, terrain, battery age and condition, loading, and how you use and maintain your vehicle. [4]Watts to Freedom is intended for use only on a closed course and should not be used on public roads. Read the vehicle Owner's Manual for important feature limitations and information. [5]GM-estimated. On a closed course only. Based on initial vehicle movement.

YOUR HUMMER EV PICKUP AWAITS

KEY FEATURES See your GMC dealer or gmc.com for more feature details and requirements.	2X	3X
CAPABILITY CONTINUED		
Fast charging-capable with a compatible DC fast charger (up to 300 kW)[1]	●	●
Fast charging-capable with a compatible DC fast charger (up to 350 kW)[1] (included and only available with Ultium Battery 24-module pack)	—	○
Ultium Battery 20-module pack	●	●
Ultium Battery 24-module pack	—	○
Dual-level charge cord—dual-mode, portable, 120V (1.4 kW) and 240V (7.7 kW) capability	○	○
Drive Mode Control (My Mode, Normal, Off-Road, Terrain and Tow/Haul modes)	●	●
Air Ride Adaptive Suspension with adjustable ride height and Extract Mode[2]	●	●
4-wheel steer, electronic with CrabWalk[2] diagonal-drive functionality at low speeds	●	●
Electronic Precision Shift with low selection for throttle-off regenerative braking and One-Pedal Driving capability[3]	●	●
Regen on Demand®[4] steering-wheel paddle	●	●
Electronic Parking Brake	●	●
Independent front and rear suspension	●	●

● Standard ○ Available — Not Available

CONTINUED

[1]Requires use of compatible public DC fast chargers. [2]Limited to low speeds. Read the vehicle Owner's Manual for important feature limitations and information. [3]Feature may be limited when the battery temperatures are extremely cold or hot or when battery is near full charge. Always use the brake pedal when you need to stop immediately. See the vehicle Owner's Manual for details. [4]Feature may be limited when the battery temperatures are extremely cold or hot or when battery is near full charge. See the vehicle Owner's Manual for details.

YOUR HUMMER EV PICKUP AWAITS

KEY FEATURES See your GMC dealer or gmc.com for more feature details and requirements.	2X	3X
CAPABILITY CONTINUED		
Front- and rear-sliding caliper disc brakes with Duralife rotors	●	●
StabiliTrak, electronic stability control system with traction control	●	●
Tire inflator kit	●	●
Trailer hitch, 7-pin connector and Hitch Guidance[1]	●	●
Trailer brake controller, integrated	●	●
ProGrade Trailering System	●	●

● Standard ○ Available — Not Available

[1]Safety or driver-assistance features are no substitute for the driver's responsibility to operate the vehicle in a safe manner. Read the vehicle Owner's Manual for important feature limitations and information.

YOUR HUMMER EV PICKUP AWAITS

KEY FEATURES See your GMC dealer or gmc.com for more feature details and requirements.	**2X**	**3X**
SAFETY AND TECHNOLOGY		
Premium GMC Infotainment System[1] with Google built-in,[2] 13.4" diagonal color touch-screen, multi-touch display, AM/FM stereo and Bluetooth®[3] streaming audio for music and most smartphones; wireless Apple CarPlay®[4] compatibility and wireless Android Auto[5] compatibility for compatible phones; advanced voice recognition and personalized profiles for infotainment and vehicle settings	●	●
OnStar Premium Plan,[6] includes 3-year trial subscription	●	●
SiriusXM® with 360L,[7] includes 3-month trial	●	●
Super Cruise[8] hands-free driver-assistance technology, includes 3-year trial subscription[9]	●	●
Adaptive Cruise Control[10]	●	●
Safety Alert Seat[10]	●	●
IntelliBeam—auto high beams	●	●
Forward Collision Alert[10]	●	●
Following Distance Indicator[10]	●	●
Front and Rear Park Assist[10]	●	●

● Standard ○ Available — Not Available

CONTINUED

[1]Functionality varies by model. Full functionality requires compatible Bluetooth and smartphone, and USB connectivity for some devices. [2]Google built-in services are subject to limitations, and availability may vary by vehicle, infotainment system and location. Select service plan required. Certain Google actions and functionality may require account linking. User terms and privacy statements apply. Google, Google Play and Google Maps are trademarks of Google LLC. [3]The Bluetooth® word mark and logos are owned by Bluetooth SIG, Inc., and any use of such marks by General Motors is under license. Other trademarks and trade names are those of their respective owners. Go to my.gmc.com/learnabout/bluetooth to find out which phones are compatible with the vehicle. Full Bluetooth feature functionality varies by device, model and software version. [4]Vehicle user interface is a product of Apple® and its terms and privacy statements apply. Requires compatible iPhone® and data plan rates apply. Apple CarPlay is a trademark of Apple, Inc. Siri, iPhone and iTunes are trademarks of Apple, Inc., registered in the U.S. and other countries. [5]Vehicle user interface is a product of Google, and its terms and privacy statements apply. Wireless use of Android Auto requires a compatible Android 11.0+ phone and compatible active data plan. Check g.co/androidauto/requirements for compatibility. Android and Android Auto are trademarks of Google LLC. [6]OnStar plan, working electrical system, cell reception and GPS signal required. OnStar links to emergency services. Service coverage varies with conditions and location. Service availability, features and functionality vary by device and software version. Data plans provided by AT&T. See onstar.com for details and limitations. [7]Certain features require a SiriusXM subscription and the GMC Connected Access plan. See siriusxm.com and onstar.com for details and limitations. [8]Always pay attention while driving and when using Super Cruise. Do not use a handheld device. Requires active Super Cruise plan or trial. Terms apply. Visit gmc.com/connectivity-technology/super-cruise for compatible roads and full details. [9]After initial 3-year period, an eligible OnStar Super Cruise plan must be purchased. Plans vary by vehicle and model and require active service plan, working electrical system, cell reception and GPS signal. Does not include safety services. Super Cruise vehicles are connected to emergency services. See onstar.com for details and limitations. [10]Safety or driver-assistance features are no substitute for the driver's responsibility to operate the vehicle in a safe manner. Read the vehicle Owner's Manual for important feature limitations and information.

YOUR HUMMER EV PICKUP AWAITS

KEY FEATURES

See your GMC dealer or gmc.com for more feature details and requirements.

SAFETY AND TECHNOLOGY CONTINUED	2X	3X
Enhanced Automatic Parking Assist[1]	●	●
High Definition Surround Vision[1]	●	●
UltraVision[2] with underbody cameras (requires Extreme Off-Road Package)	○	○
Enhanced Automatic Emergency Braking[1]	●	●
Front Pedestrian Braking[1]	●	●
Rear Pedestrian Alert[1]	●	●
Rear Cross Traffic Alert[1]	●	●
Reverse Automatic Braking[1]	●	●
Automatic vehicle hold	●	●
Lane Keep Assist with Lane Departure Warning[1]	●	●
Lane Change Alert with Side Blind Zone Alert[1]	●	●
Trailer Side Blind Zone Alert[1]	●	●
Rear Seat Reminder[3]	●	●
Teen Driver[1]	●	●

● Standard ○ Available — Not Available

[1]Safety or driver-assistance features are no substitute for the driver's responsibility to operate the vehicle in a safe manner. Read the vehicle Owner's Manual for important feature limitations and information. [2]Safety or driver-assistance features are no substitute for the driver's responsibility to operate the vehicle in a safe manner. Read the vehicle Owner's Manual for important feature limitations and information. Some camera views require available accessory camera and installation. Not compatible with all trailers. See your dealer for details. [3]Does not detect people or items. Always check the rear seat before exiting.

SELECT PACKAGES

See your GMC dealer or gmc.com for more feature details and requirements.

2X

EXTREME OFF-ROAD PACKAGE Includes 18" black aluminum wheels with machined accents, LT305/70R18 Goodyear Wrangler Territory MT tires, driver-selectable electronically locking front and rear differentials, full underbody skid plates (including front differential, battery and rear differential), underbody split forward- and rear-facing cameras,[1] black rear recovery hooks[2] and rocker protectors with assist steps

3X

EXTREME OFF-ROAD PACKAGE Includes 18" black aluminum wheels with machined accents, LT305/70R18 Goodyear Wrangler Territory MT tires, driver-selectable electronically locking front and rear differentials, full underbody skid plates (including front differential, battery and rear differential), underbody split forward- and rear-facing cameras,[1] black rear recovery hooks[2] and rocker protectors with assist steps

OMEGA EDITION[3] Includes Neptune Blue Matte[4] exterior color, Infinity Roof transparent Sky Panels, black emblems, MultiPro Audio System by KICKER®,[5] Thatcham wheel locks, 18" gloss-black beadlock-capable wheels with Carbon Flash decorative rings, wheel center caps in black with HUMMER EV logo and premium carpet floor inserts

[1]Safety or driver-assistance features are no substitute for the driver's responsibility to operate the vehicle in a safe manner. Read the vehicle Owner's Manual for important feature limitations and information. [2]To avoid the risk of injury, never use recovery hooks to tow a vehicle. For more information, see the Recovery Hooks section of the vehicle Owner's Manual. [3]Requires Extreme Off-Road Package. See dealer for details. [4]Special care required for matte paint. Read the vehicle Owner's Manual for more details. [5]Non-GM warranty. Limited warranty by KICKER®, 3 years/36,000 miles, whichever comes first. For more information, contact your dealer.

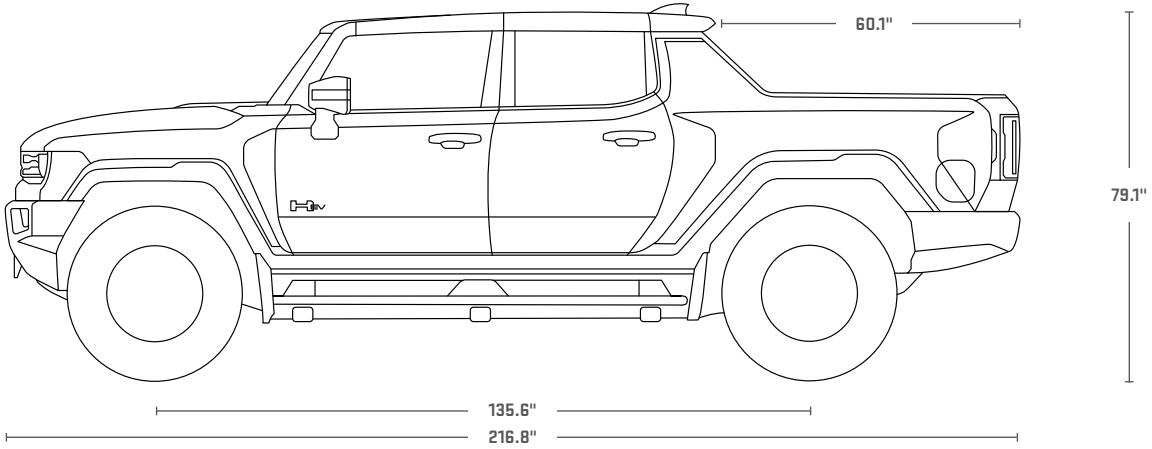

WHEELBASE
135.6"

OVERALL LENGTH
216.8"

OVERALL WIDTH (WITH MIRRORS)
93.7"

OVERALL WIDTH (MIRRORS FOLDED)
87.5"

OVERALL WIDTH (WITHOUT MIRRORS)
86.7"

OVERALL HEIGHT
79.1"

LEG ROOM (FIRST/SECOND ROW)
45.6"/38.9"

HEAD ROOM (FIRST/SECOND ROW)
42.5"/38.6"

SHOULDER ROOM (FIRST/SECOND ROW)
63.9"/64.0"

HIP ROOM (FIRST/SECOND ROW)
60.5"/60.3"

FRONT OVERHANG
34.7"

REAR OVERHANG
46.5"

GROUND CLEARANCE, STANDARD
10.1"

GROUND CLEARANCE, TERRAIN MODE (IF EQUIPPED)
11.9"

GROUND CLEARANCE, EXTRACT MODE (IF EQUIPPED)
15.9"

WATER FORDING,[1] STANDARD
26.0"

WATER FORDING,[1] TERRAIN MODE (IF EQUIPPED)
28.0"

WATER FORDING,[1] EXTRACT MODE (IF EQUIPPED)
32.0"

INSIDE BED HEIGHT
21.7"

INSIDE BED LENGTH AT FLOOR
60.1"

BED WIDTH BETWEEN WHEELHOUSING
50.0"

BED WIDTH WALL TO WALL
61.0"

MAX CARGO VOLUME, CARGO BED[2]
36.7 cu. ft.

MAX CARGO VOLUME, eTRUNK[2]
11.3 cu. ft.

SUSPENSION TRAVEL (FRONT AND REAR)
13.0"

TURN CIRCLE (4-WHEEL STEERING, IF EQUIPPED)
37.1 ft.

TURN CIRCLE (2-WHEEL STEERING)
44.3 ft.

[1]Read the vehicle Owner's Manual for important feature limitations and information on water-fording capabilities. [2]Cargo and load capacity limited by weight and distribution.

KEY TRAILERING FEATURES

- Up to 18 available camera views[1]
- ProGrade Trailering System with available in-vehicle Trailering App[2]
- Tow/Haul mode
- Smart trailer integration indicator
- Trailering package includes trailer hitch, 7-pin connector and Hitch Guidance[3]
- GMC MultiPro Tailgate
- Hitch Guidance[3] with Hitch View[3]
- Trailer brake controller
- Air Ride Adaptive Suspension

KEY SPECIFICATIONS

- Maximum available trailering: up to 12,000 lbs[4] (7,500 lbs[4] as shown)
- Maximum available torque: up to 11,500 lb-ft[5]
- Maximum available horsepower: up to 1,000 hp[5]
- Maximum available payload: up to 1,485 lbs[6]
- Maximum cargo bed volume: 36.7 cu. ft.[7]
- Maximum front eTrunk volume: 11.3 cu. ft.[7]
- 8 cargo tie-downs in bed rated at 500 lbs[7] per corner
- 4 cargo tie-downs in eTrunk rated at 110 lbs[7]
- Maximum available seating capacity of 5

POWERTRAINS

- Available Ultium Drive System Performance Torque Vectoring e4WD—3 motors (1 front, 2 rear) with 24-module Ultium Battery Pack
- Available Ultium Drive System Performance Torque Vectoring e4WD—3 motors (1 front, 2 rear) with 20-module Ultium Battery Pack
- Available Ultium Drive System Performance e4WD—2 motors (1 front, 1 rear) with 20-module Ultium Battery Pack

[1]Safety or driver-assistance features are no substitute for the driver's responsibility to operate the vehicle in a safe manner. Read the vehicle Owner's Manual for important feature limitations and information. Some camera views require available accessory camera and installation. Not compatible with all trailers. See your dealer for details. [2]App functionality and features vary with vehicle equipment and trim level. Data connection may be required. Some features require active service plan and working electrical system. Terms and limitations apply. [3]Safety or driver-assistance features are no substitute for the driver's responsibility to operate the vehicle in a safe manner. Read the vehicle Owner's Manual for important feature limitations and information. [4]12,000-lb rating requires a GMC HUMMER EV 2^{X} Pickup. 7,500-lb rating requires a GMC HUMMER EV 3^{X} Pickup with Extreme Off-Road Package. Maximum trailering ratings are intended for comparison purposes only. Before you buy a vehicle or use it for trailering, carefully review the trailering section of the Owner's Manual. The trailering capacity of your specific vehicle may vary. The weight of passengers, cargo and options or accessories may reduce the amount you can trailer. [5]GM-estimated. Requires HUMMER EV 3^{X} Pickup with available 24-module battery pack. [6]Requires properly equipped GMC HUMMER EV 2^{X} Pickup. These maximum payload ratings are intended for comparison purposes only. Before you buy a vehicle or use it to haul people or cargo, carefully review the vehicle loading section of the Owner's Manual and check the carrying capacity of your specific vehicle on the label on the inside of the driver's doorjamb. [7]Cargo and load capacity limited by weight and distribution.

ULTIUM DRIVE SYSTEMS

MODEL	CAB	BED	MAX CONVENTIONAL TRAILER WEIGHT RATING (LBS)[1]	MAX PAYLOAD RATING (LBS)[2]
HUMMER EV 2X Pickup with 20-module Ultium Battery Pack	Crew Cab e4WD/2 motors	Short	12,000	1,485
HUMMER EV 3X Pickup with 20-module Ultium Battery Pack	Crew Cab e4WD/3 motors	Short	8,500	1,220
HUMMER EV 3X Pickup with 24-module Ultium Battery Pack	Crew Cab e4WD/3 motors	Short	8,500	1,300

ELECTRIC DRIVE SPECIFICATIONS

MODEL	BATTERY PACK	LEVEL 2 CHARGING[3]	MAXIMUM CHARGING CAPABILITIES	DRIVE SYSTEM	HORSEPOWER[4]	TORQUE[4]
HUMMER EV 2X Pickup	Available 20-module Ultium Battery Pack	Up to nearly 30 miles in 1 hour[4]	DC fast charging available.[5] Approximately 100 miles in as little as 14 minutes[4] (up to 300 kW) with a compatible DC fast charger.[6]	Ultium Drive System Performance e4WD (electronic 4WD); 2 motors (1 front, 1 rear)	625 hp/570 hp[7]	7,400 lb-ft
HUMMER EV 3X Pickup	Available 20-module Ultium Battery Pack	Up to nearly 30 miles in 1 hour[4]	DC fast charging available.[5] Approximately 100 miles in as little as 14 minutes[4] (up to 300 kW) with a compatible DC fast charger.[6]	Ultium Drive System Performance Torque Vectoring e4WD (electronic 4WD); 3 motors (1 front, 2 rear)	830 hp	11,500 lb-ft
HUMMER EV 3X Pickup	Available 24-module Ultium Battery Pack	Up to nearly 30 miles in 1 hour[4]	DC fast charging available.[5] Approximately 100 miles in as little as 11 minutes[4] (up to 350 kW) with a compatible DC fast charger.[6]	Ultium Drive System Performance Torque Vectoring e4WD (electronic 4WD); 3 motors (1 front, 2 rear)	1,000 hp	11,500 lb-ft

[1]Maximum trailering ratings are intended for comparison purposes only. Before you buy a vehicle or use it for trailering, carefully review the trailering section of the Owner's Manual. The trailering capacity of your specific vehicle may vary. The weight of passengers, cargo and options or accessories may reduce the amount you can trailer. [2]These maximum payload ratings are intended for comparison purposes only. Before you buy a vehicle or use it to haul people or cargo, carefully review the vehicle loading section of the Owner's Manual and check the carrying capacity of your specific vehicle on the label on the inside of the driver's doorjamb. [3]Requires professional installation of a compatible wall charger, sold separately. Actual charge times will vary based on battery condition, output of charger, vehicle settings and battery temperature. See the Owner's Manuals for your vehicle and charger for additional details and limitations. [4]GM-estimated. [5]Actual charge times will vary based on battery starting state of charge, battery condition, output of charger, vehicle settings and battery temperature. See the Owner's Manuals for your vehicle and charger for additional details and limitations. [6]Requires use of compatible public DC fast chargers. [7]625 hp rating when equipped with available Extreme Off-Road Package.

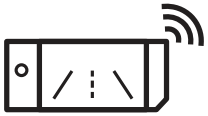

PROGRADE TRAILERING SYSTEM

GMC's available ProGrade Trailering System includes advanced technologies for increased views and confidence. It helps when hooking up your trailer, while on the road and when backing your trailer into place.

myGMC MOBILE APP[4]

The available myGMC Mobile App[4] allows you to create and manage trailer profiles, run a Trailer Light Sequence Test to help ensure trailer lights are in working order, reference predeparture checklists and use a Trailer Load Calculator to determine the combined weight of your vehicle and trailer. You can view and receive alerts on key components of your trailer such as tire pressure monitoring[3] and trailer miles. There's also a glossary filled with trailering-related materials.

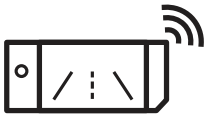

IN-VEHICLE TRAILERING APP[1]

The available in-vehicle Trailering App[1] is integrated into the infotainment system[2] and includes the ability to create five defined trailer profiles based on trailer name, trailer type and trailer hitch type. There are also maintenance reminders, predeparture checklists, a Trailer Light Sequence Test, a Trailer Tire Pressure Monitoring System,[3] a counter for trailer mileage and other features.

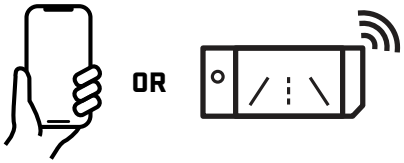

SMART TRAILER INTEGRATION

The available ASA Electronics iN•Command® Control System[5] is designed to integrate with and be accessible through the myGMC Mobile App[4] (on compatible iPhones® and Android™ smartphones) or on the infotainment system via Apple CarPlay®[6] and Android Auto[7] compatibility. The iN•Command Control System allows you to monitor and control a range of smart system functions such as water tank levels, climate controls and power slide-outs in recreational trailers equipped with GlobalConnect technology.

[1]App functionality and features vary with vehicle equipment and trim level. Data connection may be required. Some features require active service plan and working electrical system. Terms and limitations apply. [2]Functionality varies by model. Full functionality requires compatible Bluetooth and smartphone, and USB connectivity for some devices. [3]Requires available Trailer Tire Pressure Monitoring System and installation of trailer tire pressure monitor sensors. [4]Available on select Apple® and Android devices. Service availability, features and functionality vary by vehicle, device and the plan you are enrolled in. Terms apply. Device data connection required. See onstar.com for details and limitations. [5]iN•Command is provided by ASA Electronics and is designed to operate within 30 feet of the trailer. Works with trailers equipped with iN•Command Control System with GlobalConnect via Bluetooth connection. Control and monitoring functionality varies by trailer manufacturer model and installed options. Use of the iN•Command Control System feature through the myGMC Mobile App requires an active service plan. User terms apply. See onstar.com for details and limitations. [6]Vehicle user interface is a product of Apple® and its terms and privacy statements apply. Requires compatible iPhone® and data plan rates apply. Apple CarPlay is a trademark of Apple, Inc. Siri, iPhone and iTunes are trademarks of Apple, Inc., registered in the U.S. and other countries. [7]Vehicle user interface is a product of Google, and its terms and privacy statements apply. Wireless use of Android Auto requires a compatible Android 11.0+ phone and compatible active data plan. Check g.co/androidauto/requirements for compatibility. Android and Android Auto are trademarks of Google LLC.



Sierra Light Duty shown.

INNOVATIVE WAYS TO TAKE CONTROL

The available myGMC Mobile App[1] helps elevate your ownership experience in many ways. It's also a powerful and useful tool when it comes to trailering.

IN A PROPERLY EQUIPPED VEHICLE, YOU'LL HAVE THESE USEFUL FUNCTIONS AT YOUR FINGERTIPS:

- Trailer Light Sequence Test
- Load calculator
- Predeparture checklists
- Profile sharing
- Glossary of terms
- Trailer tire pressure alerts[2]
- Maintenance reminders
- Smart trailer controls

[1]Available on select Apple® and Android devices. Service availability, features and functionality vary by vehicle, device and the plan you are enrolled in. Terms apply. Device data connection required. See onstar.com for details and limitations. [2]Requires available Trailer Tire Pressure Monitoring System and installation of trailer tire pressure monitor sensors.

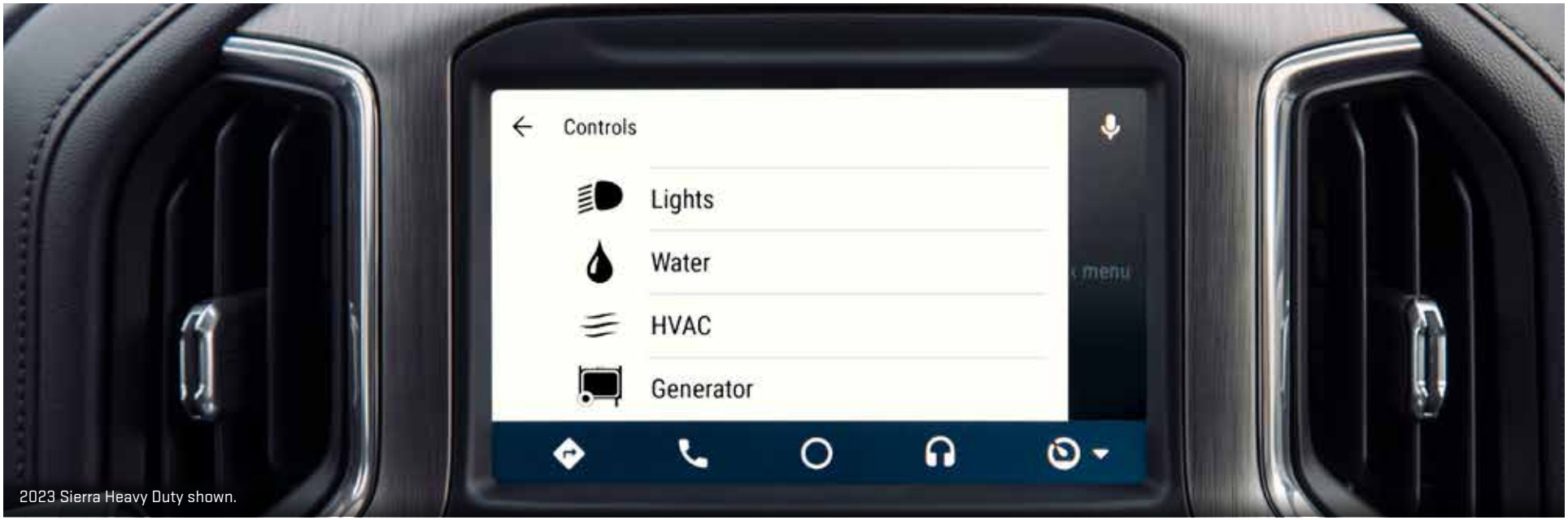

2023 Sierra Heavy Duty shown.

PUTTING YOU IN COMMAND LIKE NEVER BEFORE

The available Smart Trailer Control System effectively turns your smartphone into a remote control. Accessible through the available myGMC Mobile App[1] (on compatible iOS and Android smartphones) or through the infotainment system (via Apple CarPlay®[2] and Android Auto[3] compatibility), the Smart Trailer Control System allows you to control many of your compatibly equipped iN•Command Control System[4] trailer functions through a Bluetooth[5] connection. It's a seamless way to stay informed and in command.

TAKE CONTROL OF THE FOLLOWING FUNCTIONS AND SYSTEMS IN YOUR COMPATIBLE ATTACHED TRAILER:

- Adjust climate controls
- Turn the water pump on/off
- Turn the heater on/off
- Turn interior lights on/off
- Turn exterior lights on/off
- Check real-time status of the water tank level
- Check real-time status of the battery life
- Check fuel level of the generator
- Prime and start the generator
- Open and close slide-outs (vehicle and trailer must be parked)
- Open and close awnings (vehicle and trailer must be parked)
- Adjust jacks (vehicle and trailer must be parked)

[1]Available on select Apple® and Android devices. Service availability, features and functionality vary by vehicle, device and the plan you are enrolled in. Terms apply. Device data connection required. See onstar.com for details and limitations. [2]Vehicle user interface is a product of Apple® and its terms and privacy statements apply. Requires compatible iPhone® and data plan rates apply. Apple CarPlay is a trademark of Apple, Inc. Siri, iPhone and iTunes are trademarks of Apple, Inc., registered in the U.S. and other countries. [3]Vehicle user interface is a product of Google, and its terms and privacy statements apply. Wireless use of Android Auto requires a compatible Android 11.0+ phone and compatible active data plan. Check g.co/androidauto/requirements for compatibility. Android and Android Auto are trademarks of Google LLC. [4]iN•Command is provided by ASA Electronics and is designed to operate within 30 feet of the trailer. Works with trailers equipped with iN•Command Control System with GlobalConnect via Bluetooth connection. Control and monitoring functionality varies by trailer manufacturer model and installed options. Use of the iN•Command Control System feature through the myGMC Mobile App requires an active service plan. User terms apply. See onstar.com for details and limitations. [5]The Bluetooth® word mark and logos are owned by Bluetooth SIG, Inc., and any use of such marks by General Motors is under license. Other trademarks and trade names are those of their respective owners. Go to my.gmc.com/learnabout/bluetooth to find out which phones are compatible with the vehicle. Full Bluetooth feature functionality varies by device, model and software version.

Front standard view with camera app guidance lines.

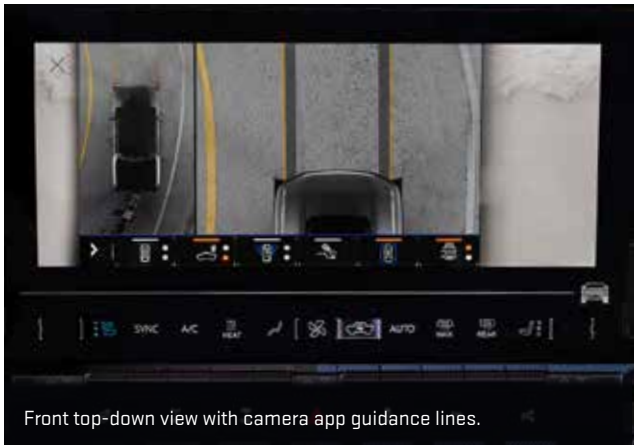
Front top-down view with camera app guidance lines.

Rear side view with available articulation functionality.

UP TO 18 AVAILABLE CAMERA VIEWS[1]

1. Transparent trailer view
   (requires compatible conventional trailer)
2. Hitch View
3. Bed view
4. Front standard view
5. Rear standard view
6. Guidance lines
7. Surround view
8. Front top-down view
9. Rear top-down view
10. Rear bowl view
11. Front side view
12. Rear side view (with available articulation functionality)
    (requires compatible conventional trailer)
13. Rear trailer view
    (requires compatible conventional trailer)
14. Hitch Guidance
15. Picture-in-picture side view
16. Rear Camera Mirror
17. Forward-facing underbody view
18. Rear-facing underbody view

[1]Safety or driver-assistance features are no substitute for the driver's responsibility to operate the vehicle in a safe manner. Read the vehicle Owner's Manual for important feature limitations and information. Some camera views require available accessory camera and installation. Not compatible with all trailers. See your dealer for details.

CAMERA-VIEW COMPATIBILITY

ALL TRAILERS MAY NOT BE COMPATIBLE. THIS CHART IS FOR REFERENCE ONLY.

CAMERA VIEW	TRAILER TYPE	DIMENSIONS REQUIRED
Rear trailer view with Trailer Angle Indicator[1]	Box/enclosed[2]	Yes
Rear trailer view[1]	Most	N/A
Rear side view	Most	N/A
Rear side view with trailer biasing	Box/enclosed[2]	Yes
Rear side view with Trailer Length Indicator (turn-signal activated)	Box/enclosed[2]	Yes
Transparent trailer view[3]	Box/enclosed[2]	Yes
Jack-Knife Alert	Box/enclosed[2]	Yes
Picture-in-picture side view[1]	Most	N/A
Inside trailer view[1]	Most	N/A
Bed view	N/A	N/A
Bed view with zoom and Hitch Guidance	N/A	N/A
Hitch View	Most	N/A

Safety or driver-assistance features are no substitute for the driver's responsibility to operate the vehicle in a safe manner. The driver should remain attentive to traffic, surroundings and road conditions at all times. Visibility, weather and road conditions may affect feature performance. Read the vehicle Owner's Manual for more important feature limitations and information.

[1]Requires available accessory camera and installation. Not compatible with all trailers. See your dealer for details. [2]Box/enclosed trailer is a type of trailer that has walls and a roof to completely enclose cargo and keep it protected from the elements. [3]Requires available accessory camera and installation. Not compatible with all trailers. This camera view has a trailer-length limitation. Read the vehicle Owner's Manual or see your dealer for details.

FOLLOW THESE CALIBRATION TIPS FOR SUCCESSFUL SETUP:

01.
DRIVE BELOW 31 MPH

Driving faster may delay calibration.

02.
DRIVE STRAIGHT

Excessive steering may extend calibration time.

03.
USE GOOD LIGHT

Calibration should be attempted when there is enough light.

04.
SET UP IN GOOD WEATHER

Calibration during snow or heavy rain should be avoided.

05.
USE A FLAT, DEFINED ROAD

Avoid gravel, dirt or unmarked roads.

06.
USE THE PROPER CONNECTION

Ensure that the camera is connected to the correct input.

07.
USE THE CORRECT LOCATION

The accessory camera should be mounted and angled inside the defined mounting location (see camera installation instructions).

08.
CHECK FOR A CLEAN LENS

Cameras obstructed by dirt or debris may hinder calibration.

09.
CHECK FOR A CLEAR VIEW

The accessory trailer camera should have an unobstructed view (no spare tire, bike/cargo racks, etc.). Shadows may be perceived as obstructions. Attempt to calibrate while driving in an alternate direction if possible.

10.
ENSURE DIMENSIONS ARE CORRECT

Enter accurate measurements made to the nearest inch.

11.
MEASURE CORRECTLY

Use the width of the box of the trailer. Do not include the width of the wheels. This helps transparent trailer view and Jack-Knife Alert to work accurately.

12.
MEASURE V-NOSE TRAILERS CORRECTLY

For V-nose trailers, when measuring the distance between the ball and the front of the trailer, you should measure the distance to the widest part of the trailer, not to the point on the nose.

Safety or driver-assistance features are no substitute for the driver's responsibility to operate the vehicle in a safe manner. The driver should remain attentive to traffic, surroundings and road conditions at all times. Visibility, weather and road conditions may affect feature performance. Read the vehicle Owner's Manual for more important feature limitations and information.

Transparent trailer view requires available accessory camera and installation. Not compatible with all trailers. This camera view has a trailer-length limitation. Read the vehicle Owner's Manual or see your dealer for details.

SELECT TRAILERING TECHNOLOGY AVAILABILITY BY TRIM

For more information on these technologies, visit gmc.com.

TRAILERING TECHNOLOGY	2X	3X
In-vehicle Trailering App[1]	○	○
myGMC Mobile App[2]	○	○
Smart trailer integration indicator	●	●
Tow/Haul mode	●	●
Electric Parking Brake	●	●
Enhanced Automatic Parking Assist[3]	●	●
Hill Start Assist	●	●
Integrated Trailer Brake Controller	●	●
Trailer Sway Control	●	●
Hitch Guidance[3]	●	●
Trailer Vision rear view[3]	●	●

● Standard ○ Available — Not Available

CONTINUED

[1]App functionality and features vary with vehicle equipment and trim level. Data connection may be required. Some features require active service plan and working electrical system. Terms and limitations apply. [2]Available on select Apple® and Android devices. Service availability, features and functionality vary by vehicle, device and the plan you are enrolled in. Terms apply. Device data connection required. See onstar.com for details and limitations. [3]Safety or driver-assistance features are no substitute for the driver's responsibility to operate the vehicle in a safe manner. Read the vehicle Owner's Manual for important feature limitations and information.

SELECT TRAILERING TECHNOLOGY AVAILABILITY BY TRIM

For more information on these technologies, visit gmc.com.

TRAILERING TECHNOLOGY CONTINUED	2X	3X
High Definition Surround Vision[1]	●	●
Trailer hitch	●	●
7-pin connector	●	●
Up to 18 camera views,[2] including transparent trailer view	○	○
Rear trailer guidelines with Trailer Angle Indicator	○	○
Trailer Length Indicator	○	○
Auxiliary trailer camera—wired	○	○
Jack-Knife Alert	○	○

● Standard ○ Available — Not Available

[1]Safety or driver-assistance features are no substitute for the driver's responsibility to operate the vehicle in a safe manner. Read the vehicle Owner's Manual for important feature limitations and information. [2]Safety or driver-assistance features are no substitute for the driver's responsibility to operate the vehicle in a safe manner. Read the vehicle Owner's Manual for important feature limitations and information. Some camera views require available accessory camera and installation. Not compatible with all trailers. See your dealer for details.

TRAILER HITCH STYLES

SELECTING THE RIGHT HITCH

Choosing the right hitch, while ensuring proper electrical connections are made, affects how your vehicle handles, corners and brakes, and allows you to alert other drivers of your intentions. Before selecting a hitch or trailering package, you should be familiar with the weight ratings specific to your GMC vehicle.

CONVENTIONAL TRAILER HITCH

HUMMER EV Pickup is equipped with a trailer hitch receiver that, when properly equipped, will enable towing of conventional trailers. This style of trailer is typically used to describe recreational trailers, such as campers or boat trailers. Conventional trailers generally utilize a ball-type hitch.

WEIGHT-CARRYING HITCH

This consists of a hitch ball mounted on a step bumper or draw bar, or a tow eye latched to a pintle hook. Hitch balls are available in a range of sizes. Make sure that the diameter of your hitch ball matches your trailer coupler. Also check that the ball and ball mount meet or exceed the Gross Trailer Weight Rating.

WEIGHT-DISTRIBUTING HITCH

This is most often used for heavier trailering. This hitch type more evenly distributes the trailer load by using spring bars to shift some of the hitch weight forward onto the tow vehicle's front axle and rearward to the trailer's axles.

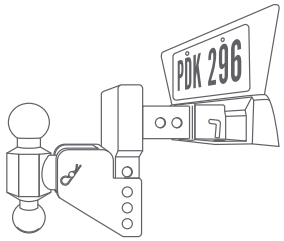

CONVENTIONAL TRAILER HITCH

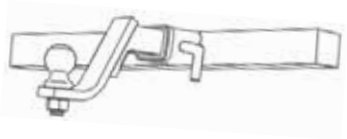

HITCH BALL ON DRAW BAR

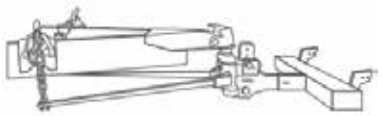

WEIGHT-DISTRIBUTING HITCH

KEY AVAILABLE ACCESSORIES

MULTIPRO AUDIO SYSTEM BY KICKER®[1]

SOFT ROLL-UP TONNEAU COVER

ROCKER PROTECTORS WITH ASSIST STEPS

D-RING RECOVERY HOOK[2] IN BLACK

UNDERSEAT ORGANIZER AND I-BAR STORAGE

FRONT OFF-ROAD AUXILIARY LIGHTS

[1]Non-GM warranty. Limited warranty by KICKER,® 3 years/36,000 miles, whichever comes first. For more information, contact your dealer. [2]To avoid the risk of injury, never use recovery hooks to tow a vehicle. For more information, see the Recovery Hooks section of the vehicle Owner's Manual. ©2024 General Motors. All rights reserved. The marks appearing here are the trademarks or service marks of GM, its subsidiaries, affiliates or licensors.

SCAN TO SEE ALL