

2025

SANTA FE





The 3-row Santa Fe: Stand alone. Adventure together.

There's no secret to what makes a Hyundai SUV special. Not with a design that stands out like the 2025 Santa Fe. You can see its distinction chiseled on surfaces that express equal parts Sport and Utility. Sophisticated style and rugged substance. One look at its chrome grille pattern, signature H-shaped headlamps and LED taillights tells you Santa Fe is ready to trek into the future with confidence.

Step inside Santa Fe, and you'll quickly see what else makes it special. Three rows of seating for up to seven passengers – family-sized space in a midsize package. In back, a terrace-like tailgate space adds an expansive area for camping and tailgating use. This is roominess that invites you to roam, ready for everyday adventures around town and beyond city limits.

Whether you're running errands or escaping for the weekend, you'll delight in the innovation that surrounds you. An available Panoramic Curved Display combines

the 12.3" digital instrument cluster and infotainment system displays within a curved screen oriented toward the driver. Want more peace of mind on every journey? Santa Fe comes with Hyundai SmartSense, a comprehensive suite of safety and driver-assist technologies including advanced features like available Highway Driving Assist¹ and Remote Smart Parking Assist.²

Santa Fe hybrid and gas-powered models also give you wide-ranging choices to fit your needs. An SE base trim comes with an abundance of standard equipment. Santa Fe SEL adds even more popular features and value. The XRT trim ups the ruggedness with standard All Wheel Drive and off-road styling additions, while Limited and Calligraphy trims offer our highest levels of premium content.

So get your gear in gear – the 2025 Hyundai Santa Fe is here.

¹Highway Driving Assist (HDA) is for highway use only and helps keep your Santa Fe centered in its lane while maintaining a safe distance from the vehicle ahead. Lane markings must be clearly visible on the road. HDA should not be used in poor weather, heavy or varying traffic, or on winding or slippery roads. HDA will not work under all circumstances and will not prevent loss of control. Driver remains responsible to slow or stop the vehicle to avoid a collision. See Owner's Manual for details and limitations. ²Remote Smart Parking Assist (RSPA) can help remotely park the vehicle. However, several factors can impact RSPA performance. RSPA may not function correctly if one or more of the parking sensors is damaged, dirty or covered, or if weather conditions (heavy rain, snow or fog) interfere with sensor operation. Always inspect the parking area with your own eyes. See Owner's Manual for details and limitations.

SANTA FE Calligraphy in Earthy Brass Matte



Santa Fe, your way: Hybrid electric. Or gas.

For 2025, Santa Fe is available with two equally compelling powertrain choices. Want your new Santa Fe in electrified form? Santa Fe Hybrid pairs a 44.2 kW electric motor and a high-voltage lithium ion battery pack with a turbocharged Smartstream 1.6L inline-four engine and 6-speed automatic gearbox to deliver a combined 231 horsepower and 271 lb-ft of torque.

Equally impressive is the fuel-efficiency calculation – up to an EPA-estimated 36 MPG around town.¹ With Hybrid EV efficiency and the availability of HTRAC All Wheel Drive, Santa Fe Hybrid is designed for enjoying the outdoors – and protecting the environment.

If more horses under the hood is what you prefer, Santa Fe rewards you with a gasoline-powered 277-horsepower Smartstream 2.5L Turbo. Its 311 lb-ft of torque delivers a towing capacity of up to 3,500 pounds. Need more towing capacity? Santa Fe XRT tows up to 4,500 pounds.² Trailer Sway Control comes standard on every trim level.³

Santa Fe's Drive Mode Select lets you dial in your driving dynamic. Select Sport mode for more aggressive throttle response and shift points. Press the button to select Smart, and Santa Fe recalibrates for improved fuel efficiency. For a casual blend of driving dynamics, simply choose Comfort mode.

Got snow? On models equipped with available All Wheel Drive, traction is optimized for wintry driving conditions. Santa Fe's AWD also includes a Multi-Terrain Control feature that allows the driver to select specific settings for snow, mud and sand.

Santa Fe's hushed ride comes from attention to acoustic details. Everything from the design of subframe bushings and engine mounts to the shape of the windshield help isolate you from harsh road vibrations and wind turbulence. So there's less noise. And more poise.



HTRAC All Wheel Drive



SANTA FE Hybrid Calligraphy



Steering wheel paddle shifter



Drive Mode Select

¹2025 FWD SANTA FE Hybrid SEL: 36 City / 35 Hwy / 36 Combined MPG. EPA estimates are for comparison only. Your actual mileage will vary based on options, driving conditions, driving habits and the vehicle's condition. ²Towing capability varies by configuration. 4,500 lb. maximum towing capacity requires SANTA FE XRT trim and installation of aftermarket trailer brake controller and trailer brakes. See Owner's Manual for proper use and additional information. ³Trailer Sway Control can help stabilize the vehicle when it detects that the trailer is swaying or oscillating due to various weather and road conditions. When the system detects some trailer sway, the front and rear brakes may be applied automatically, and engine power can be reduced to help stabilize the trailer. See Owner's Manual for details and limitations.



The best way out there? In here.

At Hyundai, we know how you get to the Great Outdoors is as important as actually being there. So we made Santa Fe's inside a rewarding and easy space for travel. Its long wheelbase provides exceptional legroom for passengers in the 2nd and 3rd rows. And the available 2nd-row power folding captain's chairs feature a cushion angle adjustment, so you're likely to hear 'ahhs' of relaxation to go with 'oohs' for the scenery.

Santa Fe's available dual automatic temperature control with 2nd- and 3rd-row air vents quickly achieves the perfect cabin temperature. Throughout the interior, eco-friendly materials create soft-to-the-touch surfaces on the headliner, instrument panel, doors and seats. The modern amenities extend to high-power USB charge ports in the front and 2nd rows – standard across the Santa Fe lineup. There's even available 3rd-row USB ports.

Beyond its conveniences and spacious comfort, Santa Fe prioritizes cargo loading with wider rear access. A hands-free power liftgate with auto open lets you customize the opening height.¹ And fully foldable 2nd- and 3rd-row seats create a terrace-like space at the rear liftgate opening. Between the front seats, there's another innovation from Hyundai Design: The first bi-directional, multi-level center console storage space that can be opened by either front or rear passengers.

Up top, an available power dual-pane sunroof makes it easy to let the outdoors inside. Outside, grab handles concealed within the exterior C-pillar are available to help reach any cargo stowed on the raised roof side rails.² This is smart space design for the open spaces.



Height-adjustable hands-free smart liftgate with auto open



Bi-directional center console storage compartment



Driver seat Integrated Memory System



3rd-row USB port and air vents with climate control



C-pillar Assist Handle

¹The hands-free power liftgate opens when your Proximity Key is within 3 feet of the detection area for at least 3 seconds. Radio transmitters and other smart keys may interfere with normal operation. Please consult your Owner's Manual for details and limitations. ²Raised roof side rails not equipped on Santa Fe SE.

See safety from all sides.

The 2025 Santa Fe features a suite of advanced safety and driver-assistance technologies known as Hyundai SmartSense. An integrated system of cameras, radar sensors and ultrasonic sensors are used to monitor your surroundings from nearly every angle to help protect you and your passengers.¹

Santa Fe Limited and Santa Fe Calligraphy exemplify the SmartSense approach to safety by enhancing standard Blind-Spot Collision Warning² with a Blind-Spot View Monitor³ that displays video within the instrument cluster of what's happening alongside your SUV. Both

trims are also equipped with a Surround View Monitor⁴ and forward/side/reverse parking sensors that help you confidently navigate crowded parking areas.

The innovation doesn't stop there. Santa Fe features a Driver Attention Warning⁵ system that monitors driving attentiveness and warns when you might need to take a break. The Calligraphy trim level even includes a camera-based rearview mirror that offers clear views behind your vehicle and helps improve night vision.

Hyundai SmartSense Technologies



1. Forward Collision-Avoidance Assist

When the front-facing camera and radar detect a vehicle, pedestrian or cyclist in your path, or an oncoming car when turning left in an intersection, your Santa Fe warns you of a potential collision. If necessary, the system may automatically apply emergency braking to help avoid a collision.⁶



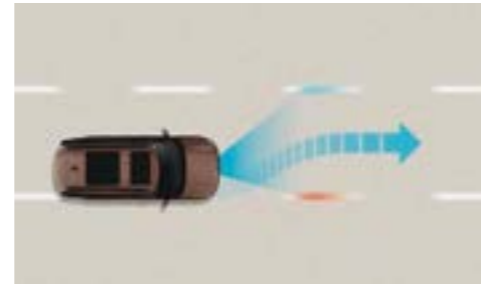
2. Blind-Spot Collision Warning

If your Santa Fe detects a vehicle in your blind spot while the turn signal is on, it issues an alert before you change lanes to help avoid a collision. It also monitors for vehicles approaching from behind to help prevent collisions when you are exiting a parallel parking spot.



3. Rear Cross-Traffic Collision-Avoidance Assist

Backing out of a parking space and wondering whether there is cross traffic coming your way? This feature helps warn you of another vehicle approaching from the side. If necessary, your Santa Fe may automatically apply braking to help prevent a collision.⁷



4. Lane Following Assist

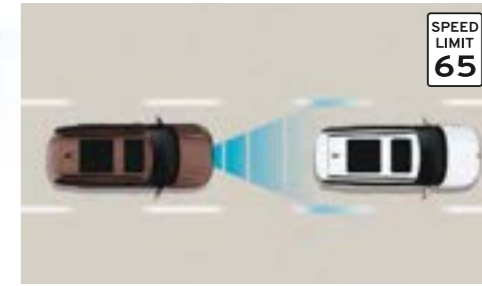
Using Santa Fe's front-facing camera to detect lane markers on the road, this feature assists the driver's steering to help keep you centered in your lane. This technology can also help determine a virtual path based on the movements of the preceding vehicle.⁸



Blind-Spot View Monitor



Surround View Monitor



5. Highway Driving Assist

Acting as your copilot on freeways, this available feature helps keep you centered in your lane while also maintaining a set speed and distance from the vehicle in front. Using navigation map data, it automatically adjusts for changing speed limits and reduces speed when it detects a curve in the road ahead. Highway Driving Assist 2 can even respond to a vehicle that drive too close in the adjacent lane and assist in making lane changes.¹⁰



6. Safe Exit Assist | Rear Occupant Alert

After you park, Safe Exit Assist issues an alert when a vehicle is detected to be approaching from behind, letting the driver know it may not be safe for passengers to open the street-side door.¹¹ A Rear Occupant Alert feature can help remind the Santa Fe driver to check the rear seats after turning off the engine.¹²



2024 Hyundai SANTA FE⁹

¹ Safety features vary by model and trim level. For details, refer to the Features chart in the back of this brochure or visit HyundaiUSA.com. ² Blind-Spot Collision Warning (BCW) assists the driver by warning of other cars in the blind-spot region. There are limitations to the function, range, detection and clarity of the system. It will not detect all vehicles or objects in the blind spot. Its operation depends on the size, distance, angle and relative speed difference between your Santa Fe and other vehicles. BCW may not operate if sensors are obscured in any way. BCW is a supplemental system, and the driver must still be attentive and exercise caution when driving. It is the driver's responsibility to be aware of the surroundings and ensure it is clear before changing lanes or directions. See Owner's Manual for details and limitations. ³ The Blind-Spot View Monitor (BVM) assists the driver in changing lanes by providing a live view of the blind spots on either side of the vehicle and sounding an audible alert if another vehicle is detected. The turn signal must be activated, and other system limitations apply. Do not rely exclusively on BVM. It is the driver's responsibility to be aware of the surroundings and ensure it is clear before changing lanes or directions. See Owner's Manual for details and limitations. ⁴ The Surround View Camera System is a parking support system. The Surround View Monitor cannot completely eliminate blind spots, may not detect every object, and does not warn of moving objects. Always check your surroundings before moving your vehicle. See Owner's Manual for details and limitations. ⁵ It is the driver's responsibility to remain alert at all times. Driver Attention Warning is only a warning to inform the driver of a potential lack of driver attention or drowsiness. It does not detect and provide an alert in every situation. See Owner's Manual for details and limitations. ⁶ Forward Collision-Avoidance Assist (FCA) with Pedestrian and Cyclist Detection helps detect vehicles, pedestrians and cyclists, but not in all conditions. FCA is designed to assist drivers to avoid, or reduce the severity of, collisions with cars that have slowed or stopped in front of them. It is a supplemental assist and does not replace the need for extreme care and attention by the driver. FCA may not stop the vehicle completely and will not avoid all collisions. Junction Turning helps the driver avoid collisions involving turning left at an intersection by applying the opposing front brake only when an oncoming vehicle is detected in the opposing lane. There are limitations to the function, detection, range and clarity of the system. Junction Turning may not function correctly if one or more of the sensors is damaged, dirty or covered, or if weather conditions (heavy rain, snow or fog) are interfering with sensor operation. It will not prevent loss of control. This driver assistance system is not a substitute for safe driving. See Owner's Manual for details and limitations. ⁷ Rear Cross-Traffic Collision-Avoidance Assist (RCCA) is designed to notify drivers of approaching cross-traffic behind the vehicle. When another vehicle is detected while your car is backing out of a parking spot, it provides audible and visual display warnings and applies braking if it senses a collision is imminent. RCCA is active when your car is in reverse gear and backing at a speed less than 6 mph. It only engages during the first activation of reverse gear from park and may not detect all vehicles. Never rely exclusively on RCCA. Always look

over your shoulder and use your mirrors to confirm rear clearance. There are limitations to the function, detection, range and clarity of the system. See Owner's Manual for details and limitations. ⁸ Lane Following Assist (LFA), when actively engaged with Smart Cruise Control or Highway Driving Assist, helps keep your vehicle centered in its lane when the lane markings are clearly visible on the road. LFA will not work under all circumstances and will not prevent loss of control. LFA is a supplemental assist and does not replace the need for extreme care and attention by the driver. See Owner's Manual for details and limitations. ⁹ To qualify for 2024 TOP SAFETY PICK, a vehicle must earn good ratings in the small overlap front, original moderate overlap front and updated side tests. It also must earn an acceptable or good rating for pedestrian front crash prevention and come with standard acceptable- or good-rated headlights. For details, please visit www.iihs.org. ¹⁰ Highway Driving Assist (HDA) and Highway Driving Assist 2 (HDA 2) are for highway use only and can help keep the vehicle centered in its lane while maintaining a safe distance from the vehicle ahead only when the lane markings are clearly visible on the road and should not be used in poor weather, heavy or varying traffic, or on winding or slippery roads. HDA and HDA 2 will not work under all circumstances and will not prevent loss of control. Driver remains responsible to slow or stop the vehicle to avoid a collision. See Owner's Manual for details and limitations. ¹¹ When the vehicle is parked, Safe Exit Assist (SEA) can alert occupants planning to exit the vehicle when another vehicle is approaching from behind. SEA does not work in all situations and is not a substitute for driver or passenger attentiveness. Always be aware of your surroundings and attentive of approaching vehicles. See Owner's Manual for details and limitations. ¹² When your vehicle is parked and the engine has been turned off, Rear Occupant Alert can help to alert the driver if the rear door(s) have been opened at any point after the vehicle was unlocked at the beginning of the journey. Upon turning the engine off, Rear Occupant Alert will provide a visual alert on the instrument cluster. Rear Occupant Alert is not a substitute for driver attentiveness. Never leave a child unattended in a vehicle. See Owner's Manual for details and limitations.



Escape to luxury. Santa Fe offers you two ways.

If you prefer a bit more refinement in your adventures, start with Santa Fe Limited. Everyone is greeted by luxuries like premium leather seating, ventilated front seats and heated 2nd-row seating. The driver is treated to a heated steering wheel and an Integrated Memory System for the seat and side mirrors.

Ready to rock? A Bose® 12-speaker premium audio system with a subwoofer and external amp offers big, bold sound. Ready to back into a tight parking space? Let Limited's Remote Smart Parking Assist do the work.¹ Ready for something unexpected? That space above your glove box is a UV-C sterilization compartment that uses ultraviolet light to sterilize items like cell phones and sunglasses.² Limited looks out for your well-being in unexpected ways.

Santa Fe Calligraphy adds another level of premium features. Quilted Nappa leather seating surfaces cradle everyone in comfort, while a Driver Relaxation Seat distributes your body pressure to simulate a weightless position, optimal for resting. Power-reclining captain's chairs delight those seated in the 2nd row.

There's no need to plug in your phone, thanks to dual wireless phone charging up front.³ And there's no need to take your hands off the steering wheel – or your eyes off the road – to touch a screen or buttons. Dynamic Voice Recognition lets you control infotainment and vehicle functions using voice commands,⁴ while a 12" color Head-up Display projects driving vitals onto the windshield in fighter-jet fashion.



SANTA FE Calligraphy quilted Nappa leather seats



UV-C sterilization compartment



Remote Smart Parking Assist



Dual wireless phone charger



Camera-based rearview mirror

¹ Remote Smart Parking Assist (RSPA) can help remotely park the vehicle. However, several factors can impact RSPA performance. RSPA may not function correctly if one or more of the parking sensors is damaged, dirty or covered, or if weather conditions (heavy rain, snow or fog) interfere with sensor operation. Always inspect the parking area with your own eyes. See Owner's Manual for details and limitations. ² UV-C Sterilization Compartment ("Compartment") can remove up to 99.9% of germs from the exposed surface of an object. Efficacy varies depending on the size and shape of the object being disinfected and the object's degree of exposure to UV-C light. For best results, change the position of the object and repeat the disinfection process. Turn off the UV-C function when not in use. Compartment emits ultraviolet rays which may be harmful to skin and eyes and should not be used by children. Prolonged exposure to ultraviolet rays may result in discoloration or deformity of objects. See Owner's Manual for further details and limitations. ³ Qi wireless charging function is based on smartphone compatibility and/or specific accessory cases. ⁴ Speak in a normal voice and minimize background noise for best results. See Owner's Manual for further details and limitations.

SANTA FE Calligraphy in Forest Green / Beige Nappa Leather

Introducing Bluelink+: No fees. No trial. No worries.

With Bluelink+, Hyundai has become the first automotive brand to offer its suite of connected car features to new car purchasers at no extra cost. Bluelink is complimentary with the purchase of your new 2025 Santa Fe.

Bluelink technologies are designed to help keep you safe – ranging from automatic collision notifications to enhanced roadside assistance that sends your location to a roadside assistance associate.² And much more. Bluelink also includes helpful maintenance features like remote diagnostics and monthly vehicle health reports. All complimentary with a 2025 Santa Fe new vehicle purchase for the life of the supporting wireless network technology.³

Our MyHyundai with Bluelink app turns your compatible smartphone, smartwatch or home assistant device into a Bluelink remote control that can unlock your Santa Fe's doors and start the vehicle and climate controls before you leave your house, office or restaurant.⁴

Enter your Santa Fe using your compatible smartphone or wearable device equipped with our available Digital Key 2 Premium, and your radio and navigation system presets are automatically restored via your Bluelink personal profile.⁵ Apple Wallet,⁶ Google Wallet⁶ and Samsung Pass⁶ let you share your digital key with trusted friends and family members⁶ – as the primary driver, you control when a shared key can be used, paused or canceled.



Automatic Emergency Assistance

Bluelink+ offers you 24/7 SOS Emergency Assistance as well as Automatic Collision Notification that can call for help if you're in an accident where your vehicle's airbags deploy.²



Over-the-Air Software Updates

Santa Fe takes convenience to the next level with Over-the-Air software updates that keep the infotainment and available navigation systems up-to-date without requiring a dealership trip.⁷



Driver Profile Management

Save your navigation searches, radio presets and driver seat/side mirror settings to your secure Bluelink account, and you can remotely update and push them to your Santa Fe.



Remote Vehicle Controls

Use your smartphone, smart speaker or wearable device to remotely start your Santa Fe's engine, set the cabin temperature, activate the heated front seats and more.⁸



Remote Vehicle Status

Wondering how much fuel is in your tank? If the liftgate is closed or the available sunroof is open? Your MyHyundai with Bluelink app quickly puts those answers at your fingertips.



Destination Send-to-Car

Use the MyHyundai with Bluelink app to find addresses, restaurants or other points of interest and send the destination to your Santa Fe's available navigation system before you start to drive.



SANTA FE Calligraphy in Earthy Brass Matte

SANTA FE SE

2.5L Turbo GDI/MPI Engine

277 HP

311 LB-FT



Popular Features

- Height-adjustable hands-free smart liftgate with auto open
- Bi-directional center console armrest with two-level storage
- 12.3" color touchscreen display with AM/FM/HD Radio™
- Wireless Android Auto™ and Apple CarPlay®
- Optional HTRAC All Wheel Drive

SANTA FE SEL

2.5L Turbo GDI/MPI Engine

277 HP

311 LB-FT



Popular Features

- Raised roof side rails
- Dual automatic temperature control
- H-Tex® seating surfaces and heated front seats
- 8-way power driver seat plus power lumbar support
- Digital Key 2 Premium and wireless phone charger

SANTA FE XRT

2.5L Turbo GDI/MPI Engine

277 HP

311 LB-FT



Popular Features

- Higher ground clearance and all-terrain tires
- Dark chrome C-pillar Assist Handle
- 12.3" navigation system
- Rugged interior trim and accents
- HTRAC All Wheel Drive and 4,500-lb towing capacity (with trailer brakes)

SANTA FE Limited

2.5L Turbo GDI/MPI Engine

277 HP

311 LB-FT



Popular Features

- Ventilated front seats and heated 2nd-row seats
- Blind-Spot View Monitor and Surround View Monitor
- Dual-pane sunroof and power-folding side mirrors
- Leather-trimmed seating surfaces
- Integrated Memory System for driver's seat
- Remote Smart Parking Assist
- Parking Distance Warning – Forward/Side/Reverse
- Bose® premium audio with 12 speakers

SANTA FE Calligraphy

2.5L Turbo GDI/MPI Engine

277 HP

311 LB-FT



Popular Features

- Blind-Spot Collision-Avoidance Assist
- Premium finish grille and dark chrome C-pillar Assist Handle
- Camera-based rearview mirror
- Quilted premium Nappa leather seating surfaces
- Driver seat with Relaxation function
- 2nd-row captain's chairs with power reclining and tilting
- Full color Head-up Display
- Dual wireless phone charger

| Exterior Dimensions | SANTA FE |
|---------------------------------------|----------------|
| Wheelbase | 110.8 in |
| Overall Length | 190.2 in |
| Overall Width | 74.8 in |
| Overall Height (with roof side rails) | 67.7 (69.7) in |

| Interior Dimensions | SANTA FE |
|--|------------------------------|
| Headroom – front (with sunroof) | 41.1 (40.2) in |
| Headroom – 2nd row (with sunroof) | 40.6 (39.6) in |
| Headroom – 3rd row | 37.7 in |
| Legroom – front / 2nd row (Hybrid) / 3rd row | 44.4 / 42.3 (41.5) / 30.0 in |

SANTA FE EPA MPG Estimates (City/Highway/Combined)

- 20/29/24 MPG | FWD SE/SEL/Limited/Calligraphy 8-Speed DCT with SHIFTRONIC®
- 20/28/23 MPG | AWD SE/SEL/Limited/Calligraphy 8-Speed DCT with SHIFTRONIC®
- 19/26/22 MPG | AWD XRT 8-Speed DCT with SHIFTRONIC®

SANTA FE Hybrid EPA MPG Estimates (City/Highway/Combined)

- 36/35/36 MPG | FWD SEL/Limited/Calligraphy 6-speed automatic transmission
- 35/34/34 MPG | AWD SEL/Limited/Calligraphy 6-speed automatic transmission

EPA estimates for comparison only. Mileage may vary. Actual mileage will vary based on options, driving conditions, driving habits and the vehicle's condition.

| Interior Dimensions | SANTA FE |
|---|--------------------------|
| Shoulder Room – front / 2nd row / 3rd row | 59.5 / 58.1 / 53.5 in |
| Passenger Volume (Hybrid) | 152.0 (151.0) cu ft |
| Cargo Capacity – behind front / 2nd row / 3rd row | 79.6 / 40.5 / 14.6 cu ft |
| Total Interior Volume (Hybrid) | 166.6 (165.6) cu ft |

¹Bluelink+ is available to purchasers and lessees of new 2025 and newer Bluelink-equipped Hyundai models. Bluelink+ requires an active Bluelink subscription agreement subject to the Connected Services Terms and Conditions. Only use Bluelink features and corresponding devices when safe to do so. Cellular and GPS coverage is required. Features, specifications and fees are subject to change. ²Bluelink agents will contact existing emergency service responders. ³All Bluelink services rely on digital wireless telecommunications technology outside of our control and in the control of the wireless carriers who provide the telecommunications technology. 4G LTE cellular networks are controlled and maintained by third-party wireless carriers. Telecommunication technologies have been known to change over time. If and when these networks change and discontinue services, or the underlying technology required to support Bluelink is obsolete, then the connected services will not work and we will be forced to cancel impacted subscription services. ⁴Requires active Bluelink Advanced subscription (complimentary for the original owner). Remote climate control available on properly equipped models with fully automatic temperature control. Remote stop only available when in remote start mode. ⁵Near Field Communication (NFC) digital key requires a compatible iPhone, Apple Watch, Google Pixel or Samsung Galaxy phone. Not all Android, Apple or Samsung devices are compatible. Digital key sharing requires an active Bluelink Advanced subscription (complimentary for the original owner). See your Owner's Manual for details and limitations. ⁶Apple is a registered trademark of Apple Inc. Samsung is a registered trademark of Samsung Electronics Inc. Google Wallet is a trademark of Google LLC. ⁷Fees apply for map and multimedia over-the-air (OTA) updates after an initial three-year period of complimentary updates. Three-year term starts from the new vehicle date of first use. Features, specifications and fees are subject to change. ⁸Dual automatic temperature control and heated front seats not equipped on Santa Fe SE.

SANTA FE Hybrid SEL

1.6L Turbo GDI Hybrid Engine

231 NET HP

271 LB-FT



| Popular Features |
|--|
| Raised roof side rails |
| Height-adjustable hands-free smart liftgate with auto open |
| H-Tex® seating surfaces and heated front seats |
| Bluelink+ Connected Car System |
| Optional HTRAC All Wheel Drive |

SANTA FE Hybrid Limited

1.6L Turbo GDI Hybrid Engine

231 NET HP

271 LB-FT



| Popular Features |
|---|
| Ventilated front seats and heated 2nd-row seats |
| Blind-Spot View Monitor and Surround View Monitor |
| Highway Driving Assist |
| Bose® premium audio with 12 speakers |
| Parking Distance Warning – Forward/Side/Reverse |

SANTA FE Hybrid Calligraphy

1.6L Turbo GDI Hybrid Engine


231 NET HP

271 LB-FT




| Popular Features |
|---|
| Quilted premium Nappa leather seating surfaces |
| 2nd-row captain's chairs with power reclining and tilting |
| Blind-Spot Collision-Avoidance Assist |
| Dual wireless phone charger |
| Full color Head-up Display Camera-based rearview mirror |

Interior Colors



Exterior Colors



Wheels



SANTA FE | SANTA FE Hybrid

| Power & Handling | SE | SEL | XRT | Ltd | Calli | SEL | Ltd | Calli |
|--|----|-----|-----|-----|-------|-----|-----|-------|
| 277 hp/311 lb-ft Smartstream 2.5L Turbo GDI/MPI 4-cylinder engine | • | • | • | • | • | – | – | – |
| 231 net hp Smartstream 1.6L Turbo GDI 4-cylinder hybrid engine with 44.2 kW high-power density motor | – | – | – | – | – | • | • | • |
| Idle Stop & Go | • | • | • | • | • | – | – | – |
| 8-speed Wet Dual Clutch Transmission (DCT) | • | • | • | • | • | – | – | – |
| 6-speed automatic transmission | – | – | – | – | – | • | • | • |
| Column-mounted Shift-by-Wire gear selector with paddle shifters | • | • | • | • | • | • | • | • |
| HTRAC All Wheel Drive | ◦ | ◦ | • | ◦ | ◦ | ◦ | ◦ | ◦ |
| Drive Mode Select | • | • | • | • | • | • | • | • |
| Electronic Parking Brake with Automatic Vehicle Hold | • | • | • | • | • | • | • | • |
| Trailer Sway Control | • | • | • | • | • | • | • | • |
| Exterior Features | SE | SEL | XRT | Ltd | Calli | SEL | Ltd | Calli |
| Automatic headlights with High Beam Assist | • | • | • | • | • | • | • | • |
| LED Daytime Running Lights and LED taillights | • | • | • | • | • | • | • | • |
| LED projector-type headlights with LED accents | • | • | • | • | • | • | • | • |
| Premium finish grille and dark chrome C-pillar Assist Handle | – | – | – | – | • | – | – | • |
| XRT dark chrome grille and C-pillar Assist Handle | – | – | • | – | – | – | – | – |
| Acoustic-laminated windshield and front side glass | • | • | • | • | • | • | • | • |
| Side mirrors with turn signal indicators | – | • | • | • | • | • | • | • |
| Power-folding side mirrors | – | – | – | • | • | – | • | • |
| Raised roof side rails | – | • | • | • | • | • | • | • |
| Power tilt-and-slide sunroof | – | – | • | – | – | – | – | – |
| Dual-pane sunroof | – | • | – | • | • | – | • | • |
| Height-adjustable hands-free smart liftgate with auto open | • | • | • | • | • | • | • | • |
| Rain-sensing windshield wipers | – | – | • | • | • | – | • | • |
| Interior & Convenience Features | SE | SEL | XRT | Ltd | Calli | SEL | Ltd | Calli |
| Proximity Key with push-button start | • | • | • | • | • | • | • | • |
| 12.3" digital instrument cluster | – | – | – | • | • | – | • | • |
| Full color Head-up Display | – | – | – | – | • | – | – | • |
| 8-way power driver seat with 2-way power lumbar support | – | • | • | – | – | • | – | – |
| 8-way power driver seat with 4-way power lumbar support | – | – | – | • | • | – | • | • |
| Power front passenger seat | – | – | – | • | • | – | • | • |
| Driver seat or front seats (Hybrid) with Relaxation function | – | – | – | – | • | – | – | • |
| H-Tex® seating surfaces | – | • | • | – | – | – | – | – |
| Leather-trimmed seating surfaces | – | – | – | • | – | – | • | – |
| Quilted premium Nappa leather seating surfaces and eco-suede headliner | – | – | – | – | • | – | – | • |
| Heated front seats | – | • | • | • | • | • | • | • |
| Ventilated front seats and heated 2nd-row seats | – | – | – | • | • | – | • | • |

| Interior & Convenience Features | SE | SEL | XRT | Ltd | Calli | SEL | Ltd | Calli |
|---|----|-----|-----|-----|-------|-----|-----|-------|
| Integrated Memory System for driver seat | – | – | – | • | • | – | • | • |
| Heated steering wheel | – | – | – | • | • | – | • | • |
| Leather-wrapped steering wheel | • | • | • | • | • | • | • | • |
| Bi-directional center console armrest with two-level storage compartment | • | • | • | • | • | • | • | • |
| Reclining 60/40 split fold-flat 2nd-row seats with center armrest | • | • | • | • | – | • | • | – |
| 2nd-row captain's chairs | – | – | – | – | • | – | – | • |
| 2nd-row side-window sunshades and ambient LED interior lighting | – | – | – | • | • | – | • | • |
| Dual automatic temperature control | – | • | • | • | • | • | • | • |
| 2nd-row air conditioning vents | • | • | • | • | • | • | • | • |
| Remote Smart Parking Assist | – | – | – | • | • | – | • | • |
| Camera-based rearview mirror | – | – | – | • | • | – | – | • |
| Smart Cruise Control with Stop & Go | • | • | • | • | • | • | • | • |
| Advanced Safety | SE | SEL | XRT | Ltd | Calli | SEL | Ltd | Calli |
| Forward Collision-Avoidance Assist with Pedestrian/Cyclist Detection and Junction Turning Detection | • | • | • | • | • | • | • | • |
| Lane Keeping Assist and Lane Following Assist | • | • | • | • | • | • | • | • |
| Driver Attention Warning | • | • | • | • | • | • | • | • |
| Forward Attention Warning | – | • | • | • | • | • | • | • |
| Safe Exit Assist and Rear Occupant Alert | • | • | • | • | • | • | • | • |
| Blind-Spot Collision Warning | • | • | • | • | – | • | • | – |
| Blind-Spot Collision-Avoidance Assist | – | – | – | – | • | – | – | • |
| Blind-Spot View Monitor and Surround View Monitor | – | – | – | – | • | – | – | • |
| Highway Driving Assist (HDA HDA 2) | – | – | • | • | – | – | • | – |
| Parking Distance Warning – Forward/Reverse | • | • | • | – | – | • | – | – |
| Parking Distance Warning – Forward/Side/Reverse | – | – | – | • | • | – | • | • |
| Rear Cross-Traffic Collision-Avoidance Assist | • | • | • | • | • | • | • | • |
| Parking Collision-Avoidance Assist – Reverse | – | – | – | • | • | – | • | • |
| Navigation-based Smart Cruise Control with Curve Control | – | – | • | • | • | – | • | • |
| Audio & Connected Car Technology | SE | SEL | XRT | Ltd | Calli | SEL | Ltd | Calli |
| 12.3" color touchscreen display with AM/FM/HD Radio™ | • | • | – | – | – | • | – | – |
| 12.3" navigation system | – | – | • | • | • | – | • | • |
| SiriusXM® Satellite Radio | • | • | • | • | • | • | • | • |
| Wireless Android Auto™ and Apple CarPlay® | • | • | • | • | • | • | • | • |
| Bose® premium audio with 12 speakers | – | – | – | • | • | – | • | • |
| Wireless phone charger (single dual) | – | • | • | • | – | • | • | – |
| Over-the-Air Updates | • | • | • | • | • | • | • | • |
| Digital Key 2 Premium | – | • | • | • | • | • | • | • |
| Bluelink+ Connected Car System | • | • | • | • | • | • | • | • |
| USB ports: Front (1 data/charge + 1 charge), 2nd-row (2 charge) | • | • | • | • | • | • | • | • |

• Standard ◦ Optional – Not Available Ltd = Limited Trim Calli = Calligraphy Trim



Hyundai Hope On Wheels®

Helping Kids Fight Cancer Since 1998



Hope comes standard on every Hyundai.

Each time we sell a Hyundai, a portion goes to Hyundai Hope On Wheels® to help find a cure for childhood cancer. Over the last 26 years, Hyundai Hope On Wheels has donated \$250 million to pediatric cancer research. Hope is our greatest feature. And it comes standard on every Hyundai. For more information, please visit HyundaiHopeOnWheels.org.



America's Best Warranty

POWERTRAIN LIMITED WARRANTY

10 YEARS
100,000 MILES

NEW VEHICLE LIMITED WARRANTY

5 YEARS
60,000 MILES

ANTI-PERFORATION WARRANTY

7 YEARS
UNLIMITED MILES

24/7 ROADSIDE ASSISTANCE

5 YEARS
UNLIMITED MILES

HYBRID/EV DIRECT ENERGY COMPONENTS

10 YEARS
100,000 MILES



Hyundai Complimentary Maintenance

COMPLIMENTARY MAINTENANCE INCLUDES FOUR (4) BASIC MAINTENANCE SERVICE VISITS THAT MUST BE USED IN THE FIRST 3 YEARS OR 36,000 MILES, WHICHEVER COMES FIRST. Basic maintenance includes Hyundai-approved oil and oil filter change (except for electric vehicles and fuel cell electric vehicles), multi-point inspection plus tire rotation. Driving at normal factory-scheduled maintenance intervals would cover four services for the first 3 years or 36,000 miles. Any additional services and parts are excluded. Offer valid only for original owners of new 2025 model year Hyundai vehicles. See your Hyundai dealer for details and limitations.



Owner Assurance

Our commitment to Hyundai owners does not end with the transfer of keys. Wherever the road takes you, we have got your back with Hyundai Owner Assurance, an umbrella of services and benefits that includes America's Best Warranty, 24/7 Roadside Assistance, innovative safety and car care features...and more.

America's Best Warranty claim based on total package of warranty programs. See your Hyundai dealer for LIMITED WARRANTY details and HyundaiUSA.com/Assurance for Owner Assurance details and limitations. While the information contained in this brochure is based on the latest information available at the time of printing, specifications and equipment can change. Feature comparisons based on competitor information available at the time of printing. Although the information in this brochure is believed to be correct, accuracy cannot be guaranteed. No warranty or guarantee is being extended in this brochure, and Hyundai reserves the right to change product specifications and equipment at any time, without notice, without incurring obligations. Some vehicles are shown with optional equipment. Specifications apply to U.S. vehicles only. Please contact your Hyundai dealer or visit HyundaiUSA.com for current vehicle specifications or details on any of the programs or services listed here. As part of our commitment to a responsible environment, Hyundai brochures are printed using paper certified by the Forest Stewardship Council® FSC® certification helps ensure the highest social and environmental standards are met in the making of the paper we use, contributing to conservation, responsible management and community-level benefits for people near the forests.



©2024 HYUNDAI