

# 2026 RAM PROMASTER





STANDARD ROOF



AVAILABLE HIGH ROOF



AVAILABLE SUPER HIGH ROOF

# CONFIGURE TO MEET YOUR NEEDS

**DESIGNED WORK READY FOR THE DAILY GRIND.** When it comes to business, you don't compromise and neither does Ram ProMaster®. The lineup is arguably the benchmark for durability, efficiency, advanced technology/connectivity, safety and convenience. Ram ProMaster is designed purposely to be upfitter-friendly and adaptable to your unique needs. The newest team member—the ProMaster EV—continues the tradition and features a standard upfitter electrical connector, and an integrated cab configuration for easy upfitter/conversion solutions. Ram ProMaster—built Work Ready.



118-INCH WHEELBASE, STANDARD ROOF

**MAXIMUM CARGO CAPACITY:  
261.9 CU FT**



136-INCH WHEELBASE, HIGH ROOF (shown here)

**MAXIMUM CARGO CAPACITY:  
307.5 CU FT (STANDARD ROOF), 357.3 CU FT (HIGH ROOF)**



159-INCH WHEELBASE, HIGH ROOF (shown here)

**MAXIMUM CARGO CAPACITY:  
425.9 CU FT (HIGH ROOF), 472 CU FT (SUPER HIGH ROOF)**



159-INCH WHEELBASE, EXTENDED LOAD FLOOR, SUPER HIGH ROOF (shown here)

**MAXIMUM CARGO CAPACITY:  
468.9 CU FT (HIGH ROOF), 524 CU FT (SUPER HIGH ROOF)**

Shown with aftermarket upfits.



# THE NUMBERS SAY IT ALL

**BUILT FOR REAL WORLD LOADS, DESIGNED FOR EASY LOADING.** This van means business with a maximum 6' 3" of interior width and a 4' 8" pallet-ready span between the wheel wells. With an impressively low 21-inch load floor, even heavy lifting feels lighter.

STANDARD FEATURES:

**POWERTRAIN**

3.6L V6 Variable Valve Timing (VVT)/ TorqueFlite® FWD transmission

**INTERIOR AMENITIES**

Air conditioning  
Cloth bucket driver seat with manual 4-way adjust  
Cargo lamp  
Speed-sensitive power door locks  
Power front windows with 1-touch down

**INTERIOR AMENITIES cont.**

Telescoping steering column  
Uconnect® 5 with 7-inch touchscreen display  
Trip computer  
USB host flip  
Google Android Auto™<sup>1</sup>  
Apple CarPlay®<sup>2</sup>  
12-volt DC power outlet  
Illuminated entry  
Driver- and passenger-door bins  
Mini overhead console

**EXTERIOR FEATURES**

16-inch Painted Steel wheels  
LT225/75R16E BSW All-Season (A/S) tires  
Black front grille with Chrome Ram logo  
Front and rear cab clearance lamps  
Manual, foldaway exterior mirrors with supplemental signals  
Remote keyless entry  
Halogen headlamps  
Rear step bumper

**CAPABILITY & FUNCTIONALITY**

24-gallon fuel tank  
260-degree-opening, split, swing-out rear hinged doors  
Front-Wheel Drive (FWD)  
Electric parking brake  
Sequential shift control  
Front strut and rear leaf suspension  
4-wheel disc brakes  
Electric power-assisted rack and pinion steering  
Fully galvanized steel body construction  
95-amp battery  
180-amp alternator

**SAFETY & SECURITY**

All-Speed Traction Control  
Antilock 4-wheel disc brakes  
Hands-free phone and audio connectivity  
Crosswind Assist  
Daytime running headlamps  
Driver and front-passenger airbags<sup>3</sup>  
Supplemental front-seat-side airbags<sup>3</sup>  
Supplemental side-curtain front airbags<sup>3</sup>  
Drowsy-Driver Detection<sup>4</sup>  
Electronic Roll Mitigation  
Full-Speed Forward Collision Warning Plus<sup>5</sup>

**SAFETY & SECURITY cont.**

Hill Start Assist  
Multi-Collision Braking  
ParkView® Rear Back-Up Camera<sup>6</sup>  
Pedestrian/Cyclist Emergency Braking<sup>5</sup>  
Tire Pressure Monitoring Display  
Traffic Sign Recognition<sup>7</sup>  
Trailer Sway Damping<sup>8</sup>



# RAM PROMASTER® CARGO VAN TRADESMAN®

**APPEARANCE PACKAGE**



**Crew Van Package**  
Includes enclosed second-row three-seat bench seating, driver-side second-row deep-tint window and passenger-side sliding door with deep-tint window. With the interior designed to accommodate underseat loading, longer items fit easily in the cargo area.

**TRADESMAN WHEEL**



**16-inch Painted Steel Wheel**  
Standard (WCS)

**TRADESMAN SEATS**



**Cloth-Black**  
Standard



**Vinyl-Black**  
Available



Crew Van Package shown with cloth seats.

TRADESMAN CONFIGURATIONS	1500		2500		3500		
	3.6L V6 GAS		3.6L V6 GAS		3.6L V6 GAS		
	118" WB	136" WB	136" WB	159" WB	136" WB	159" WB	159" WB, EXT. LF
STANDARD ROOF				—		—	—
AVAILABLE HIGH ROOF	—				—		
AVAILABLE SUPER HIGH ROOF	—	—	—	—	—	—	
CREW VAN PACKAGE (HIGH ROOF ONLY)	—				—		

= CARGO LENGTH at max cargo height = CARGO LENGTH under Crew seating (at 49" wide) **WB** = WHEELBASE **EXT. LF** = EXTENDED LOAD FLOOR

\*All disclaimers can be found on the last page.

STANDARD FEATURES; INCLUDES SELECT TRADESMAN® FEATURES PLUS:

**POWERTRAIN**

3.6L V6 Variable Valve Timing (VVT)/  
TorqueFlite® FWD transmission

**INTERIOR AMENITIES**

12-volt rear auxiliary power outlet  
Ambient LED interior lighting  
7-inch Thin Film Transistor (TFT) color  
display instrument cluster  
Front-passenger seat with 4-way  
manual adjust

**INTERIOR AMENITIES cont.**

Bright instrument panel bezels  
Rear cargo LED lamp  
Rear Heater and A/C Prep Package

**EXTERIOR FEATURES**

16-inch Satin Silver Alloy wheels  
Chrome front grille  
Cowl aesthetic cover  
Power-adjustable, power-folding, heated  
exterior mirrors  
Remote Start System<sup>9</sup>  
Underslung tire carrier

**CAPABILITY & FUNCTIONALITY**

24-gallon fuel tank  
260-degree-opening, split, swing-out  
rear hinged doors  
Front-Wheel Drive (FWD)  
Front strut and rear leaf suspension  
Fully galvanized steel body construction  
100-amp battery  
220-amp alternator  
115-volt auxiliary power outlet  
Full-size spare tire

**SAFETY & SECURITY**

Adaptive Cruise Control (ACC)  
with Stop/Go<sup>4</sup>  
Automatic headlamps  
Auto High-Beam Headlamp Control  
Front LED fog lamps  
LED daytime running lamps (DRLs)

**SAFETY & SECURITY cont.**

LED reflector headlamps  
ParkSense® Rear Park Assist System<sup>10</sup>  
Rain-sensitive windshield wipers  
Security alarm<sup>11</sup>



**RAM PROMASTER® CARGO VAN**

**SLT**

**SLT WHEELS**



**16-inch Satin Silver Alloy Wheel**  
Standard (WJR)



**16-inch Diamond-Cut Alloy Wheel with Black Pockets**  
Available (WNY)

**SLT SEATS**



**Cloth-Black**  
Standard



**Vinyl-Black**  
Available



**Leather-Trimmed Bucket-Black**  
Available

SLT CONFIGURATIONS	1500		2500		3500		
	3.6L V6 GAS		3.6L V6 GAS		3.6L V6 GAS		
	118" WB	136" WB	136" WB	159" WB	136" WB	159" WB	159" WB, EXT. LF
STANDARD ROOF	—			—		—	—
AVAILABLE HIGH ROOF	—				—		
AVAILABLE SUPER HIGH ROOF	—	—	—	—	—	—	

= CARGO LENGTH at max cargo height **WB** = WHEELBASE **EXT. LF** = EXTENDED LOAD FLOOR

STANDARD FEATURES; INCLUDES SELECT TRADESMAN® FEATURES PLUS:

**POWERTRAIN**

3.6L V6 Variable Valve Timing (VVT)/ TorqueFlite® FWD transmission

**INTERIOR AMENITIES**

12-volt rear auxiliary power outlet  
Ambient LED interior lighting  
7-inch Thin Film Transistor (TFT) color display instrument cluster  
Bright instrument panel bezels  
Rear cargo LED lamp  
Rear Heater and A/C Prep Package

**INTERIOR AMENITIES cont.**

Digital rearview mirror with auto-dimming  
Driver seat with 6-way manual adjust and 2-way lumbar adjust  
Passenger seat with 6-way manual adjust and 2-way lumbar adjust  
Uconnect® 5 NAV system with 10.1-inch touchscreen display  
Connected Travel and Traffic Services  
HD radio  
Passenger-seat armrest  
SiriusXM® with 360L<sup>12</sup>  
Wireless charging pad

**EXTERIOR FEATURES**

16-inch Satin Silver Alloy wheels  
Chrome front grille  
Cowl aesthetic cover  
Power-adjustable, power-folding, heated exterior mirrors  
Remote Start System<sup>9</sup>  
Underslung tire carrier  
Passive entry

**CAPABILITY & FUNCTIONALITY**

24-gallon fuel tank  
260-degree-opening, split, swing-out rear hinged doors  
Front-Wheel Drive (FWD)  
Front strut and rear leaf suspension  
Fully galvanized steel body construction  
100-amp battery  
220-amp alternator  
115-volt auxiliary power outlet  
Full-size spare tire

**SAFETY & SECURITY**

Adaptive Cruise Control (ACC) with Stop/Go<sup>4</sup>  
Automatic headlamps  
Auto High-Beam Headlamp Control  
Front LED fog lamps  
LaneSense® Lane Departure Warning Plus (LDW+)<sup>13</sup>  
LED daytime running lamps (DRLs)  
LED reflector headlamps  
Rain-sensitive windshield wipers  
Security alarm<sup>11</sup>

**SAFETY & SECURITY cont.**

Blind Spot Monitoring (BSM)<sup>14</sup> and Rear Cross-Path Detection System<sup>5</sup>  
ParkSense® Front and Rear Park Assist System<sup>10</sup>  
Traffic Sign Information<sup>7</sup>  
Intelligent Speed Assist (ISA)<sup>5</sup>  
Integrated Voice Command with Bluetooth®



# RAM PROMASTER® CARGO VAN

## SLT+

**APPEARANCE PACKAGES**



**Crew Van Package**  
Includes enclosed second-row three-seat bench seating, driver-side second-row deep-tint window and passenger-side sliding door with deep-tint window. With the interior designed to accommodate underseat loading, longer items fit easily in the cargo area.



**Black Appearance Package**  
Includes Black Ram grille badge, Black exterior badging and 16-inch Gloss Black Alloy wheels.

**SLT+ WHEELS**



**16-inch Satin Silver Alloy Wheel**  
Standard (WJR)



**16-inch Diamond-Cut Alloy Wheel with Black Pockets**  
Available (WNY)



**16-inch Gloss Black Alloy Wheel**  
Available (WNA)

**SLT+ SEATS**



**Cloth-Black**  
Standard



**Vinyl-Black**  
Available



**Leather-Trimmed Bucket-Black**  
Available

SLT+ CONFIGURATIONS	1500		2500		3500		
	3.6L V6 GAS		3.6L V6 GAS		3.6L V6 GAS		
	118" WB	136" WB	136" WB	159" WB	136" WB	159" WB	159" WB, EXT. LF
STANDARD ROOF				—		—	—
AVAILABLE HIGH ROOF	—				—		
AVAILABLE SUPER HIGH ROOF	—	—	—	—	—	—	
CREW VAN PACKAGE (HIGH ROOF ONLY)	—				—		

= CARGO LENGTH at max cargo height = CARGO LENGTH under Crew seating (at 49" wide) **WB** = WHEELBASE **EXT. LF** = EXTENDED LOAD FLOOR

**STANDARD FEATURES:**

**POWERTRAIN**

3.6L V6 Variable Valve Timing (VVT)/ TorqueFlite® FWD transmission

**INTERIOR AMENITIES**

12-volt DC power outlet  
3.5-inch Thin Film Transistor (TFT) instrument cluster  
Google Android Auto™<sup>1</sup>  
Apple CarPlay®<sup>2</sup>  
Driver- and passenger-door bins

**INTERIOR AMENITIES cont.**

Driver seat with 4-way manual adjust  
Mini overhead console  
Rear cargo lamp  
Rear Heater and A/C Prep Package  
Uconnect® 5 with  
7-inch touchscreen display

**EXTERIOR FEATURES**

16-inch Painted Steel wheels  
Black front grille with Chrome Ram logo  
Deep-tint sunscreen glass  
Manual, foldaway exterior mirrors with supplemental signals  
Front and rear cab clearance lamps  
Halogen headlamps  
LT225/75R16E BSW All-Season (A/S) tires  
Rear window defroster  
Underslung tire carrier

**CAPABILITY & FUNCTIONALITY**

95-amp battery  
180-amp alternator  
260-degree-opening, split, swing-out, rear hinged doors with fixed glass  
Electronic parking brake  
Front strut and rear leaf suspension  
Sequential shift control

**SAFETY & SECURITY**

All-Speed Traction Control  
Antilock 4-wheel disc brakes  
Crosswind Assist  
Daytime running headlamps  
Drowsy-Driver Detection<sup>4</sup>  
Electronic Roll Mitigation  
Front fog lamps  
Full-Speed Forward Collision Warning Plus<sup>5</sup>  
Hands-free phone and audio connectivity  
Hill Start Assist

**SAFETY & SECURITY cont.**

Integrated Voice Command with Bluetooth®  
Multi-Collision Braking  
ParkView® Rear Back-Up Camera<sup>6</sup>  
Pedestrian/Cyclist Emergency Braking<sup>5</sup>  
Driver and front-passenger airbags<sup>3</sup>  
Supplemental front-seat-side airbags<sup>3</sup>  
Supplemental side-curtain front airbags<sup>3</sup>  
Tire Pressure Monitoring Display  
Traffic Sign Recognition<sup>7</sup>  
Trailer Sway Damping<sup>8</sup>



# RAM PROMASTER® WINDOWED VAN TRADESMAN®

**TRADESMAN WHEEL**



**16-inch Painted Steel Wheel**  
Standard (WCS)

**TRADESMAN SEATS**



**Cloth—Black**  
Standard



**Vinyl—Black**  
Available

TRADESMAN CONFIGURATIONS	1500		2500		3500		
	3.6L V6 GAS		3.6L V6 GAS		3.6L V6 GAS		
	118" WB	136" WB	136" WB	159" WB	136" WB	159" WB	159" WB, EXT. LF
HIGH ROOF ONLY	—	—	—		—	—	

= CARGO LENGTH at max cargo height **WB** = WHEELBASE **EXT. LF** = EXTENDED LOAD FLOOR

STANDARD FEATURES; INCLUDES SELECT TRADESMAN® FEATURES PLUS:

**POWERTRAIN**

3.6L V6 Variable Valve Timing (VVT)/ TorqueFlite® FWD transmission

**INTERIOR AMENITIES**

12-volt DC power outlet  
12-volt rear auxiliary power outlet  
7-inch Thin Film Transistor (TFT) color display instrument cluster  
Ambient LED interior lighting

**INTERIOR AMENITIES cont.**

Google Android Auto™<sup>11</sup>  
Apple CarPlay®<sup>12</sup>  
Bright instrument panel bezels  
Digital rearview mirror with auto-dimming  
Driver- and passenger-door bins  
Driver seat with 6-way manual adjust and 2-way lumbar adjust  
HD radio  
Mini overhead console

**INTERIOR AMENITIES cont.**

Passenger-seat armrest  
Passenger seat with 6-way manual adjust and 2-way lumbar adjust  
Rear cargo LED lamp  
Rear Heater and A/C Prep Package  
SiriusXM® with 360L<sup>12</sup>  
Uconnect® 5 NAV system with 10.1-inch touchscreen display  
Wireless charging pad

**EXTERIOR FEATURES**

16-inch Satin Silver Alloy wheels  
Chrome front grille with Chrome Ram logo  
Cowl aesthetic cover

**EXTERIOR FEATURES cont.**

Deep-tint sunscreen glass  
Front and rear cab clearance lamps  
Halogen headlamps  
LT225/75R16E BSW All-Season (A/S) tires  
Passive entry  
Power-adjustable, power-folding, heated exterior mirrors  
Rear window defroster  
Remote keyless entry  
Remote Start System<sup>9</sup>  
Underslung tire carrier

**CAPABILITY & FUNCTIONALITY**

100-amp battery  
115-volt auxiliary power outlet  
220-amp alternator  
260-degree-opening, split, swing-out, rear hinged doors with fixed glass  
Electronic parking brake  
Front strut and rear leaf suspension  
Full-size spare tire  
Sequential shift control

**SAFETY & SECURITY**

Adaptive Cruise Control (ACC) with Stop/Go<sup>4</sup>  
All-Speed Traction Control  
Antilock 4-wheel disc brakes

**SAFETY & SECURITY cont.**

Auto High-Beam Headlamp Control  
Automatic headlamps  
Blind Spot Monitoring (BSM)<sup>14</sup> and Rear Cross-Path Detection System<sup>6</sup>  
Crosswind Assist  
Daytime running headlamps  
Drowsy-Driver Detection<sup>4</sup>  
Electronic Roll Mitigation  
Front LED fog lamps  
Full-Speed Forward Collision Warning Plus<sup>5</sup>  
Hands-free phone and audio connectivity  
Hill Start Assist  
Integrated Voice Command with Bluetooth<sup>9</sup>  
Intelligent Speed Assist (ISA)<sup>15</sup>

**SAFETY & SECURITY cont.**

LED daytime running lamps (DRLs)  
LED reflector headlamps  
Multi-Collision Braking  
ParkSense® Front and Rear Park Assist System<sup>10</sup>  
ParkView® Rear Back-Up Camera<sup>6</sup>  
Pedestrian/Cyclist Emergency Braking<sup>5</sup>  
Rain-sensitive windshield wipers  
Driver and front-passenger airbags<sup>3</sup>  
Supplemental front-seat-side airbags<sup>3</sup>  
Supplemental side-curtain front airbags<sup>3</sup>  
Tire Pressure Monitoring Display  
Traffic Sign Information<sup>7</sup>  
Traffic Sign Recognition<sup>7</sup>  
Trailer Sway Damping<sup>8</sup>



# RAM PROMASTER® WINDOWED VAN

## SLT+

**APPEARANCE PACKAGE**



**Black Appearance Package**  
Includes Black Ram grille badge, Black exterior badging and 16-inch Gloss Black Alloy wheels.

**SLT+ WHEELS**



**16-inch Satin Silver Alloy Wheel**  
Standard (WJR)



**16-inch Diamond-Cut Alloy Wheel with Black Pockets**  
Available (WNY)



**16-inch Gloss Black Alloy Wheel**  
Available (WNA)

**SLT+ SEATS**





**Cloth – Black**  
Standard




**Vinyl – Black**  
Available



**Leather-Trimmed Bucket – Black**  
Available

SLT+ CONFIGURATIONS	1500		2500		3500		
	3.6L V6 GAS		3.6L V6 GAS		3.6L V6 GAS		
	118" WB	136" WB	136" WB	159" WB	136" WB	159" WB	159" WB, EXT. LF
HIGH ROOF ONLY	—	—	—		—	—	

 = CARGO LENGTH at max cargo height    **WB** = WHEELBASE    **EXT. LF** = EXTENDED LOAD FLOOR

STANDARD FEATURES:

**POWERTRAIN**

3.6L V6 Variable Valve Timing (VVT)/  
TorqueFlite® FWD transmission

**INTERIOR AMENITIES**

Air conditioning  
Cloth bucket driver seat 4-way  
manual adjust  
3.5-inch Thin Film Transistor (TFT)  
Black-and-White display cluster  
Speed-sensitive power door locks  
Power front windows with 1-touch down  
Telescoping steering column

**INTERIOR AMENITIES cont.**

Uconnect® 5 with 7-inch  
touchscreen display  
Trip computer  
USB host flip  
Google Android Auto™<sup>1</sup>  
Apple CarPlay<sup>2</sup>  
12-volt DC power outlet

**EXTERIOR FEATURES**

16-inch Painted Steel wheels  
LT225/75R16E BSW All-Season (A/S) tires  
Black front grille with Chrome Ram logo  
Front cab clearance lamps  
Manual, foldaway, wide, 96-inch, exterior  
mirrors with supplemental signals,  
Remote keyless entry  
Halogen headlamps  
"ProMaster" side-door badging

**CAPABILITY & FUNCTIONALITY**

24-gallon fuel tank  
Wide rear axle  
Front-Wheel Drive (FWD)  
Electronic parking brake  
Sequential shift control  
Premium heavy-duty suspension with  
rear heavy-duty stabilizer bar  
4-wheel disc brakes  
Electric power-assisted rack and  
pinion steering  
Fully galvanized steel body construction  
95-amp battery  
220-amp alternator

**SAFETY & SECURITY**

All-Speed Traction Control  
Antilock 4-wheel disc brakes  
Hands-free phone and audio connectivity  
Crosswind Assist  
Daytime running headlamps  
Driver and front-passenger airbags<sup>3</sup>  
Supplemental front-seat-side airbags<sup>3</sup>  
Supplemental side-curtain front airbags<sup>3</sup>  
Drowsy-Driver Detection<sup>4</sup>  
Electronic Roll Mitigation

**SAFETY & SECURITY cont.**

Full-Speed Forward Collision  
Warning Plus<sup>5</sup>  
Hill Start Assist  
Multi-Collision Braking  
Rear back-up camera kit<sup>6</sup>  
Pedestrian/Cyclist Emergency Braking<sup>5</sup>  
Tire Pressure Monitoring Display  
Tire sealant and air compressor  
Traffic Sign Recognition<sup>7</sup>  
Trailer Sway Damping<sup>8</sup>



# RAM PROMASTER® CUTAWAY TRADESMAN®

**TRADESMAN WHEEL**



**16-inch  
Painted Steel Wheel**  
Standard  
(WCS)

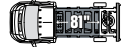
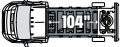

**TRADESMAN SEATS**



**Cloth—  
Black**  
Standard



**Vinyl—  
Black**  
Available

TRADESMAN CONFIGURATIONS	1500		2500		3500		
	3.6L V6 GAS		3.6L V6 GAS		3.6L V6 GAS		
	118" WB	136" WB	136" WB	159" WB	136" WB	159" WB	159" WB, EXT. F
STANDARD ROOF ONLY	—	—	—	—			

**—** = CAB-TO-AXLE LENGTH **WB** = WHEELBASE **EXT. F** = EXTENDED FRAME

STANDARD FEATURES; INCLUDES SELECT TRADESMAN® FEATURES PLUS:

**POWERTRAIN**

3.6L V6 Variable Valve Timing (VVT)/ TorqueFlite® FWD transmission

**INTERIOR AMENITIES**

12-volt rear auxiliary power outlet  
7-inch Thin Film Transistor (TFT) color display instrument cluster  
Front-passenger seat with 4-way manual adjust  
Bright instrument panel bezels

**EXTERIOR FEATURES**

16-inch Satin Silver Alloy wheels  
Chrome front grille  
Cowl aesthetic cover  
Power-adjustable, manual-folding, heated exterior mirrors  
Remote Start System<sup>9</sup>  
Underslung tire carrier

**CAPABILITY & FUNCTIONALITY**

24-gallon fuel tank  
Wide rear axle  
Front-Wheel Drive (FWD)  
Premium heavy-duty suspension with rear heavy-duty stabilizer bar  
Fully galvanized steel body construction  
100-amp battery  
115-volt auxiliary power outlet  
Full-size spare tire

**SAFETY & SECURITY**

Adaptive Cruise Control (ACC) with Stop/Go<sup>4</sup>  
Automatic headlamps  
Auto High-Beam Headlamp Control  
Front LED fog lamps  
LED daytime running lamps (DRLs)  
LED reflector headlamps  
Rain-sensitive windshield wipers



# RAM PROMASTER® CUTAWAY SLT

**SLT WHEELS**



**16-inch Satin Silver Alloy Wheel**  
Standard (WJR)



**16-inch Diamond-Cut Alloy Wheel with Black Pockets**  
Available (WNY)

**SLT SEATS**



**Cloth-Black**  
Standard



**Vinyl-Black**  
Available



**Leather-Trimmed Bucket-Black**  
Available

SLT CONFIGURATIONS	1500		2500		3500		
	3.6L V6 GAS		3.6L V6 GAS		3.6L V6 GAS		
	118" WB	136" WB	136" WB	159" WB	136" WB	159" WB	159" WB, EXT. F
STANDARD ROOF ONLY	—	—	—	—			

= CAB-TO-AXLE LENGTH **WB** = WHEELBASE **EXT. F** = EXTENDED FRAME

STANDARD FEATURES; INCLUDES SELECT TRADESMAN® FEATURES PLUS:

**POWERTRAIN**

3.6L V6 Variable Valve Timing (VVT)/ TorqueFlite® FWD transmission

**INTERIOR AMENITIES**

12-volt rear auxiliary power outlet  
7-inch Thin Film Transistor (TFT) color display instrument cluster  
Bright instrument panel bezels  
Digital rearview mirror with auto-dimming  
Driver seat with 6-way manual adjust and 2-way lumbar adjust

**INTERIOR AMENITIES cont.**

HD radio  
Passenger-seat armrest  
Passenger seat with 6-way manual adjust and 2-way lumbar adjust  
SiriusXM® with 360L<sup>12</sup>  
Uconnect® 5 NAV system with 10.1-inch touchscreen display  
Wireless charging pad

**EXTERIOR FEATURES**

16-inch Satin Silver Alloy wheels  
Chrome front grille  
Cowl aesthetic cover  
Passive entry  
Power-adjustable, manual-folding, heated exterior mirrors  
Remote Start System®  
Underslung tire carrier

**CAPABILITY & FUNCTIONALITY**

24-gallon fuel tank  
Wide rear axle  
Front-Wheel Drive (FWD)  
Premium heavy-duty suspension with rear heavy-duty stabilizer bar  
Fully galvanized steel body construction  
100-amp battery  
115-volt auxiliary power outlet  
Full-size spare tire

**SAFETY & SECURITY**

Adaptive Cruise Control (ACC) with Stop/Go<sup>4</sup>  
Automatic headlamps  
Auto High-Beam Headlamp Control  
Blind Spot Monitoring (BSM)<sup>14</sup> and Rear Cross-Path Detection System<sup>6</sup>  
Front LED fog lamps  
Integrated Voice Command with Bluetooth®

**SAFETY & SECURITY cont.**

Intelligent Speed Assist (ISA)<sup>15</sup>  
LaneSense® Lane Departure Warning Plus (LDW+)<sup>13</sup>  
LED daytime running lamps (DRLs)  
LED reflector headlamps  
Rain-sensitive windshield wipers  
Traffic Sign Information<sup>7</sup>



# RAM PROMASTER® CUTAWAY

# SLT+

**APPEARANCE PACKAGE**



**Black Appearance Package**  
Includes Black Ram grille badge, Black exterior badging and 16-inch Gloss Black Alloy wheels.

**SLT+ WHEELS**



**16-inch Satin Silver Alloy Wheel**  
Standard (WJR)



**16-inch Diamond-Cut Alloy Wheel with Black Pockets**  
Available (WNY)



**16-inch Gloss Black Alloy Wheel**  
Available (WNA)

**SLT+ SEATS**



**Cloth-Black**  
Standard



**Vinyl-Black**  
Available



**Leather-Trimmed Bucket-Black**  
Available

SLT+ CONFIGURATIONS	1500		2500		3500		
	3.6L V6 GAS		3.6L V6 GAS		3.6L V6 GAS		
	118" WB	136" WB	136" WB	159" WB	136" WB	159" WB	159" WB, EXT. F
STANDARD ROOF ONLY	—	—	—	—			

= CAB-TO-AXLE LENGTH **WB** = WHEELBASE **EXT. F** = EXTENDED FRAME

STANDARD FEATURES:

**POWERTRAIN**

All-electric 110-kWh battery

**INTERIOR AMENITIES**

Air conditioning  
Cloth bucket driver seat with 4-way manual adjust  
Cargo lamp  
Speed-sensitive power door locks  
Power front windows with 1-touch down  
Telescoping steering column

**INTERIOR AMENITIES cont.**

Uconnect® 5 NAV system with 10-inch touchscreen display  
Trip computer  
USB host flip  
Google Android Auto™<sup>1</sup>  
Apple CarPlay®<sup>2</sup>  
12-volt DC power outlet  
Illuminated entry  
Driver- and passenger-door bins  
SiriusXM® with 360L<sup>12</sup>  
Connected Travel and Traffic Services  
HD radio  
7-inch Thin Film Transistor (TFT) color display instrument cluster

**EXTERIOR FEATURES**

16-inch Satin Silver Alloy wheels  
LT225/75R16E BSW All-Season (A/S) tires  
Black front grille with Chrome Ram logo  
Front and rear cab clearance lamps  
Manual foldaway exterior mirrors with supplemental signals  
Remote keyless entry  
Rear step bumper

**CAPABILITY & FUNCTIONALITY**

260-degree-opening, split, swing-out, rear hinged doors  
Front-Wheel Drive (FWD)  
Electric parking brake  
Heavy-duty suspension with rear stabilizer bar  
4-wheel disc brakes  
Electric power-assisted rack and pinion steering  
Fully galvanized steel body construction  
95-amp battery

**SAFETY & SECURITY**

Adaptive Cruise Control (ACC) with Stop/Go<sup>4</sup>  
All-Speed Traction Control  
Antilock 4-wheel disc brakes  
Automatic headlamps<sup>7</sup>  
Auto High-Beam Headlamp Control  
Integrated Voice Command with Bluetooth®  
Crosswind Assist  
Driver and front-passenger airbags<sup>3</sup>  
Supplemental front-seat-side airbags<sup>3</sup>  
Supplemental side-curtain front airbags<sup>3</sup>  
Drowsy-Driver Detection<sup>4</sup>  
Electronic Roll Mitigation

**SAFETY & SECURITY cont.**

Full-Speed Forward Collision Warning Plus<sup>5</sup>  
Hill Start Assist  
LED reflector headlamps  
Multi-Collision Braking  
ParkView® Rear Back-Up Camera<sup>6</sup>  
Pedestrian/Cyclist Emergency Braking<sup>5</sup>  
Rain-sensitive windshield wipers  
Security alarm<sup>11</sup>  
Tire Pressure Monitoring Display  
Traction control  
Traffic Sign Information<sup>7</sup>  
Traffic Sign Recognition<sup>7</sup>



**RAM PROMASTER® EV CARGO VAN**

**TRADESMAN®**

**EV TRADESMAN SEATS**

**EV TRADESMAN WHEEL**





**16-inch Satin Silver Alloy Wheel**  
Standard (WJR)




**Cloth-Black**  
Standard



**Vinyl-Black**  
Available

EV TRADESMAN CONFIGURATIONS	1500		2500		3500		
	ALL-ELECTRIC 110-KWH BATTERY		ALL-ELECTRIC 110-KWH BATTERY		ALL-ELECTRIC 110-KWH BATTERY		
	118" WB	136" WB	136" WB	159" WB	136" WB	159" WB	159" WB, EXT. LF
HIGH ROOF ONLY	—	—	—	—	—		

 = CARGO LENGTH at max cargo height **WB** = WHEELBASE **EXT. LF** = EXTENDED LOAD FLOOR

STANDARD FEATURES; INCLUDES SELECT EV TRADESMAN® FEATURES PLUS:

**POWERTRAIN**

All-electric 110-kWh battery

**INTERIOR AMENITIES**

Air conditioning  
 Speed-sensitive power door locks  
 Uconnect® 5 NAV with 10-inch touchscreen display  
 12-volt DC power outlet  
 7-inch Thin Film Transistor (TFT) color display instrument cluster

**INTERIOR AMENITIES cont.**

12-volt rear auxiliary power outlet  
 Ambient LED interior lighting  
 Front-passenger seat with 4-way manual adjust  
 Bright instrument panel bezels  
 Rear cargo LED lamp

**EXTERIOR FEATURES**

Chrome front grille  
 Cowl aesthetic cover  
 Power-adjustable, power-folding, heated exterior mirrors  
 Remote Start System<sup>9</sup>  
 Underslung tire carrier

**CAPABILITY & FUNCTIONALITY**

260-degree-opening split, swing-out, rear hinged doors  
 Front-Wheel Drive (FWD)  
 Electric parking brake  
 Heavy-duty suspension with rear stabilizer bar  
 Fully galvanized steel body construction  
 100-amp battery  
 115-volt auxiliary power outlet  
 Full-size spare tire

**SAFETY & SECURITY**

Adaptive Cruise Control (ACC) with Stop/Go<sup>4</sup>  
 All-Speed Traction Control  
 Automatic headlamps  
 Auto High-Beam Headlamp Control  
 Crosswind Assist  
 Driver and front-passenger airbags<sup>3</sup>  
 Supplemental front-seat-side airbags<sup>3</sup>  
 Supplemental side-curtain front airbags<sup>3</sup>  
 Drowsy-Driver Detection<sup>4</sup>  
 Electronic Roll Mitigation  
 Full-Speed Forward Collision Warning Plus<sup>5</sup>  
 LED reflector headlamps  
 Multi-Collision Braking

**SAFETY & SECURITY cont.**

ParkView<sup>®</sup> Rear Back-Up Camera<sup>6</sup>  
 Pedestrian/Cyclist Emergency Braking<sup>5</sup>  
 Rain-sensitive windshield wipers  
 Security alarm<sup>11</sup>  
 Tire Pressure Monitoring Display  
 Traffic Sign Information<sup>7</sup>  
 Traffic Sign Recognition<sup>7</sup>



**RAM PROMASTER® EV CARGO VAN**

**SLT**

**EV SLT WHEELS**



**16-inch Satin Silver Alloy Wheel**  
 Standard (WJR)



**16-inch Diamond-Cut Alloy Wheel with Black Pockets**  
 Available (WNY)

**EV SLT SEATS**





**Cloth-Black**  
 Standard




**Vinyl-Black**  
 Available



**Leather-Trimmed Bucket-Black**  
 Available

EV SLT CONFIGURATIONS	1500		2500		3500		
	ALL-ELECTRIC 110-KWH BATTERY		ALL-ELECTRIC 110-KWH BATTERY		ALL-ELECTRIC 110-KWH BATTERY		
	118" WB	136" WB	136" WB	159" WB	136" WB	159" WB	159" WB, EXT. LF
HIGH ROOF ONLY	—	—	—	—	—		

 = CARGO LENGTH at max cargo height **WB** = WHEELBASE **EXT. LF** = EXTENDED LOAD FLOOR

STANDARD FEATURES; INCLUDES SELECT EV TRADESMAN® FEATURES PLUS:

**POWERTRAIN**

All-electric 110-kWh battery

**INTERIOR AMENITIES**

12-volt rear auxiliary power outlet  
Ambient LED interior lighting  
Bright instrument panel bezels  
Rear cargo LED lamp  
Digital rearview mirror with auto-dimming

**INTERIOR AMENITIES cont.**

Driver seat with 6-way manual adjust and 2-way lumbar adjust  
Passenger seat with 6-way manual adjust and 2-way lumbar adjust  
Wireless charging pad

**EXTERIOR FEATURES**

Chrome front grille  
Cowl aesthetic cover  
Power-adjustable, power-folding, heated exterior mirrors  
Remote Start System<sup>9</sup>  
Underslung tire carrier  
Passive entry (late availability)

**CAPABILITY & FUNCTIONALITY**

260-degree-opening, split, swing-out, rear hinged doors  
Front-Wheel Drive (FWD)  
Electric parking brake  
Heavy-duty suspension with rear stabilizer bar  
Fully galvanized steel body construction  
100-amp battery  
115-volt auxiliary power outlet  
Full-size spare tire

**SAFETY & SECURITY**

Adaptive Cruise Control (ACC) with Stop/Go<sup>4</sup>  
All-Speed Traction Control  
Automatic headlamps  
Auto High-Beam Headlamp Control  
Crosswind Assist  
Driver and front-passenger airbags<sup>3</sup>  
Supplemental front-seat-side airbags<sup>3</sup>  
Supplemental side-curtain front airbags<sup>3</sup>  
Drowsy-Driver Detection<sup>4</sup>  
Electronic Roll Mitigation  
Full-Speed Forward Collision Warning Plus<sup>5</sup>  
LED reflector headlamps  
Multi-Collision Braking

**SAFETY & SECURITY cont.**

ParkView<sup>9</sup> Rear Back-Up Camera<sup>6</sup>  
Pedestrian/Cyclist Emergency Braking<sup>5</sup>  
Rain-sensitive windshield wipers  
Security alarm<sup>11</sup>  
Tire Pressure Monitoring Display  
Traffic Sign Information<sup>7</sup>  
Traffic Sign Recognition<sup>7</sup>  
LaneSense<sup>®</sup> Departure Warning Plus (LDW+)<sup>15</sup>  
Blind Spot Monitoring (BSM)<sup>4</sup> and Rear Cross-Path Detection System<sup>6</sup>  
Intelligent Speed Assist (ISA)<sup>15</sup>



**RAM PROMASTER® EV CARGO VAN**

**SLT+**

**APPEARANCE PACKAGE**



**Black Appearance Package**  
Includes Black Ram grille badge, Black exterior badging and 16-inch Gloss Black Alloy wheels.

**EV SLT+ WHEELS**



**16-inch Satin Silver Alloy Wheel**  
Standard (WJR)



**16-inch Diamond-Cut Alloy Wheel with Black Pockets**  
Available (WNY)



**16-inch Gloss Black Alloy Wheel**  
Available (WNA)

**EV SLT+ SEATS**



**Cloth-Black**  
Standard



**Vinyl-Black**  
Available



**Leather-Trimmed Bucket-Black**  
Available

EV SLT+ CONFIGURATIONS	1500		2500		3500		
	ALL-ELECTRIC 110-KWH BATTERY		ALL-ELECTRIC 110-KWH BATTERY		ALL-ELECTRIC 110-KWH BATTERY		
	118" WB	136" WB	136" WB	159" WB	136" WB	159" WB	159" WB, EXT. LF
HIGH ROOF ONLY	—	—	—	—	—		

= CARGO LENGTH at max cargo height    **WB** = WHEELBASE    **EXT. LF** = EXTENDED LOAD FLOOR

STANDARD FEATURES:

**POWERTRAIN**

All-electric 110-kWh battery

**INTERIOR AMENITIES**

Digital rearview mirror with auto-dimming  
A-pillar grab handles  
Door check nylon strap  
Leather-wrapped steering wheel  
Air conditioning  
Heated cloth bucket driver seat with 4-way manual adjust

**INTERIOR AMENITIES cont.**

Rear cargo LED lamp  
Power front windows with 1-touch down  
Telescoping steering column  
Uconnect® 5 NAV system with 10-inch touchscreen display  
Trip computer  
USB host flip  
Google Android Auto™<sup>11</sup>  
Apple CarPlay®<sup>12</sup>  
12-volt DC power outlet  
SiriusXM® with 360L<sup>12</sup>  
Connected Traffic and Travel Services  
HD radio  
7-inch Thin Film Transistor (TFT) color display instrument cluster

**EXTERIOR FEATURES**

16-inch Painted Steel wheels  
LT225/75R16E BSW All-Season (A/S) tires  
Black front grille with Chrome Ram logo  
Front and rear cab clearance lamps  
Wide, heated, power-adjustable exterior mirrors with supplemental signals  
Passenger-side pocket door  
Remote keyless entry  
Super high roof

**CAPABILITY & FUNCTIONALITY**

Front-Wheel Drive (FWD)  
Electric parking brake  
Heavy-duty suspension with rear stabilizer bar  
4-wheel disc brakes  
Electric power-assisted rack and pinion steering  
Fully galvanized steel body construction  
95-amp battery

**SAFETY & SECURITY**

All-Speed Traction Control  
Antilock 4-wheel disc brakes  
Automatic headlamps  
Auto High-Beam Headlamp Control  
Integrated Voice Command with Bluetooth®  
Crosswind Assist  
Door-only key  
Driver and front-passenger airbags<sup>3</sup>  
Supplemental front-seat-side airbags<sup>3</sup>  
Supplemental side-curtain front airbags<sup>3</sup>  
Drowsy-Driver Detection<sup>4</sup>  
Electronic Roll Mitigation  
Full-Speed Forward Collision Warning Plus<sup>5</sup>

**SAFETY & SECURITY cont.**

Hill Start Assist  
LED daytime running lamps (DRLs)  
LED front fog lamps  
LED reflector headlamps  
Multi-Collision Braking  
Pedestrian/Cyclist Emergency Braking<sup>5</sup>  
Rain-sensitive windshield wipers  
Tire Pressure Monitoring Display  
Tire sealant and air compressor  
Traction control  
Traffic Sign Recognition<sup>7</sup>



# RAM PROMASTER® EV STEP VAN

**APPEARANCE PACKAGE**

**Safety/Convenience Group**

Includes Adaptive Cruise Control with Stop/Go,<sup>6</sup> Blind Spot Monitoring (BSM)<sup>14</sup> and Rear Cross-Path Detection System,<sup>6</sup> heated steering wheel, heated windshield, ParkSense® Front and Rear Park Assist System with Stop,<sup>10</sup> 360-degree Surround-View Camera System,<sup>8</sup> Upfit Kit (walk-in partition with door, non-skid cargo flooring, hard step floor covering in front-seat area and pocket door protection grab handles), white noise back-up alarm and wireless charging pad.

**EV STEP VAN WHEEL**





**16-inch Painted Steel Wheel**  
Standard (WCS)

**EV STEP VAN SEAT**



**Cloth-Gray**  
Standard

EV STEP VAN CONFIGURATION	1500		2500		3500		
	ALL-ELECTRIC 110-KWH BATTERY		ALL-ELECTRIC 110-KWH BATTERY		ALL-ELECTRIC 110-KWH BATTERY		
	118" WB	136" WB	136" WB	159" WB	136" WB	159" WB	159" WB, EXT. LF
SUPER HIGH ROOF ONLY	—	—	—	—	—	—	

 = CARGO LENGTH at max cargo height **WB** = WHEELBASE **EXT. LF** = EXTENDED LOAD FLOOR

RAM PROMASTER® EXTERIOR COLORS

BRIGHT WHITE (PW7)



SANDSTONE PEARL (PFS)



BRIGHT SILVER METALLIC (PS2)



CERAMIC GRAY (PDN)



GRANITE CRYSTAL METALLIC (PAU)



BLACK (PX8)



FLAME RED (PR4)



DEEP CHERRY RED (PRP)



FORGED BLUE (PCG)



RAM PROMASTER® SPECIFICATIONS

CAPABILITY	CARGO VAN												STEP VAN	WINDOWED VAN		CUTAWAY			
	1500			2500			3500						3500	2500	3500	3500			
	3.6L V6 GAS			3.6L V6 GAS			3.6L V6 GAS					ALL-ELECTRIC 110-KWH BATTERY	ALL-ELECTRIC 110-KWH BATT.	3.6L V6 GAS		3.6L V6 GAS			
	118" WB	136" WB		136" WB		159" WB	136" WB		159" WB	159" WB, EXT. LF		159" WB	159" WB, EXT. LF	159" WB, EXT. LF	159" WB	159" WB, EXT. LF	136" WB	159" WB	159" WB, EXT. LF
STANDARD ROOF	STANDARD ROOF	HIGH ROOF	STANDARD ROOF	HIGH ROOF	HIGH ROOF	STANDARD ROOF	HIGH ROOF	HIGH ROOF	HIGH ROOF	SUPER HIGH ROOF	HIGH ROOF	HIGH ROOF	SUPER HIGH ROOF	HIGH ROOF	HIGH ROOF	81.7" CA	104.7" CA	104.7" CA	
GVWR <sup>16</sup> (lb)	8,550	8,550	8,550	8,900	8,900	8,900	9,350	9,350	9,350	9,350	9,350	9,350	9,350	9,350	8,900	9,350	9,350	9,350	9,350
GCWR <sup>16</sup> (lb)	12,000	12,000	12,000	12,000	12,000	12,000	12,000	12,000	12,000	12,000	12,000	N/A	N/A	N/A	12,000	12,000	12,000	12,000	12,000
BASE CURB WEIGHT (lb)	4,470	4,568	4,679	4,576	4,678	4,832	4,604	4,727	4,853	5,025	5,092	6,176	6,288	6,443	4,885	5,008	4,035	4,066	4,114
MAXIMUM PAYLOAD <sup>17</sup> (lb)	4,080	3,980	3,870	4,320	4,220	4,070	4,750	4,620	4,500	4,325	4,260	3,170	3,060	2,907	4,020	4,340	5,250	5,280	5,240
FRONT GAWR <sup>16</sup> (lb)	4,629	4,629	4,629	4,629	4,629	4,629	4,629	4,629	4,629	4,629	4,629	4,629	4,629	4,629	4,629	4,629	4,629	4,629	4,629
REAR GAWR <sup>16</sup> (lb)	5,004	5,291	5,291	5,291	5,291	5,291	5,291	5,291	5,291	5,291	5,291	5,291	5,291	5,291	5,291	5,291	5,291	5,291	5,291
CURB-TO-CURB TURNING (ft)	36.3	40.7	40.7	40.7	40.7	46.8	40.7	40.7	46.8	46.8	46.8	46.8	46.8	46.8	46.8	46.8	46.8	46.8	46.8
MAXIMUM TOWING <sup>17</sup> (lb)—SAE J2807 Compliant	7,130	7,030	6,700	7,020	6,870	6,870	6,990	6,600	6,750	6,410	6,410	N/A	N/A	N/A	6,710	6,410	5,600	5,600	5,600





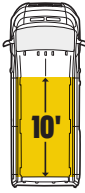
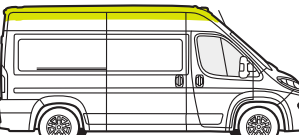



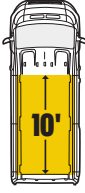

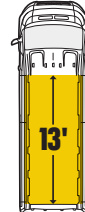



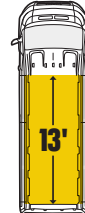
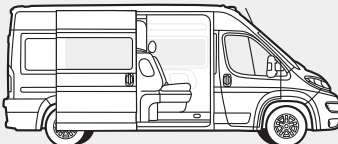
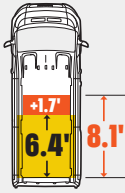
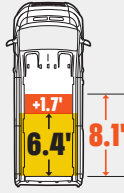
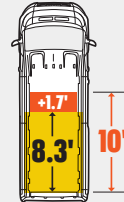
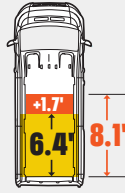
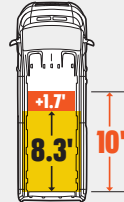
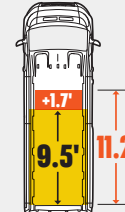
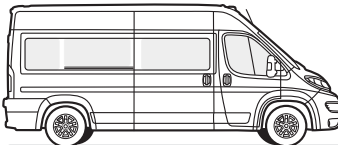




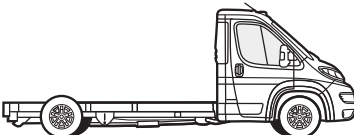





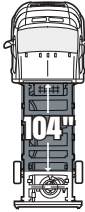

DIMENSIONS

BODY HEIGHT (in)	91.7	93.0	103.6	93.0	103.6	102.1	93.0	103.6	102.1	102.5	111.5	102.7	103.1	111.5	102.1	102.5	87.9	87.6	87.5
OVERALL BODY LENGTH (in)	195.5	213.2	213.2	213.2	213.2	236.3	213.2	213.2	236.3	250.6	250.6	250.6	250.6	252.7	236.3	250.6	210.7	233.8	248.1
VEHICLE WIDTH WITHOUT MIRRORS (in)	82.1	82.1	82.1	82.1	82.1	82.1	82.1	82.1	82.1	82.1	82.1	82.1	82.1	82.1	82.1	82.1	82.1	82.1	82.1
VEHICLE WIDTH WITH MIRRORS EXTENDED (in)	112.4	112.4	112.4	112.4	112.4	112.4	112.4	112.4	112.4	112.4	112.4	112.4	112.4	112.4	112.4	112.4	112.4	112.4	112.4
CARGO BODY LENGTH AT FLOOR (in)	106.3	124.1	124.1	124.1	124.1	147.1	124.1	124.1	147.1	161.5	161.5	161.5	161.5	134.6	147.1	161.5	—	—	—
CARGO WIDTH AT FLOOR (in)	75.6	75.6	75.6	75.6	75.6	75.6	75.6	75.6	75.6	75.6	75.6	75.6	75.6	75.6	75.6	75.6	—	—	—
CARGO WIDTH AT WHEEL WELL (in)	56.0	56.0	56.0	56.0	56.0	56.0	56.0	56.0	56.0	56.0	56.0	56.0	56.0	56.0	56.0	56.0	—	—	—
SIDE-DOOR OPENING WIDTH (in)	40.2	47.1	47.1	47.1	47.1	47.1	47.1	47.1	47.1	47.1	47.1	47.1	47.1	34.6	47.1	47.1	—	—	—
SIDE-DOOR OPENING HEIGHT (in)	58.1	58.1	69.0	58.1	69.0	69.0	58.1	69.0	69.0	69.0	69.0	69.0	69.0	71.4	69.0	69.0	—	—	—
REAR-DOOR OPENING WIDTH (in)	61.7	61.7	61.7	61.7	61.7	61.7	61.7	61.7	61.7	61.7	61.7	61.7	61.7	—	61.7	61.7	—	—	—
REAR-DOOR OPENING HEIGHT (in)	59.6	59.6	70.5	59.6	70.5	70.5	59.6	70.5	70.5	70.5	79.6	70.5	70.5	—	70.5	70.5	—	—	—
ROLL-UP DOOR WIDTH (in)	—	—	—	—	—	—	—	—	—	46	46	—	—	46.7	—	—	—	—	—
ROLL-UP DOOR HEIGHT (in)	—	—	—	—	—	—	—	—	—	74	74	—	—	73.4	—	—	—	—	—
MAXIMUM CARGO HEIGHT (in)	66.9	66.9	77.6	66.9	77.6	77.6	66.9	77.6	77.6	77.6	86.4	77.6	77.6	86.4	77.6	77.6	—	—	—
MAXIMUM CARGO VOLUME (cu ft)	261.9	307.5	357.3	307.5	357.3	425.9	307.5	357.3	425.9	468.9	524.0	468.9	468.9	421.0	425.9	468.9	—	—	—
CAB TO REAR AXLE (in)	—	—	—	—	—	—	—	—	—	—	—	—	—	—	—	—	81.3	104.3	104.3
OVERHANGING REAR AXLE TO END OF FRAME (in)	—	—	—	—	—	—	—	—	—	—	—	—	—	—	—	—	37.5	37.5	51.8

ICE = INTERNAL COMBUSTION ENGINE EV = ELECTRIC VEHICLE WB = WHEELBASE CA = CAB-TO-AXLE EXT. LF = EXTENDED LOAD FLOOR

For more information, visit [RAM.COM/PROMASTER](https://RAM.COM/PROMASTER)

RAM PROMASTER® CONFIGURATIONS

	1500		2500		3500			ALL-ELECTRIC 110-KWH BATTERY		
	3.6L V6 GAS		3.6L V6 GAS		3.6L V6 GAS			ALL-ELECTRIC 110-KWH BATTERY		
	118" WB	136" WB	136" WB	159" WB	136" WB	159" WB	159" WB, EXT. LF	159" WB	159" WB, EXT. LF	
CARGO VAN	 <b>STANDARD ROOF</b>				—		—	—	—	
	 <b>AVAILABLE HIGH ROOF</b>	—								
	 <b>AVAILABLE SUPER HIGH ROOF</b>	—	—	—	—	—	—		—	—
CREW VAN PACKAGE	 <b>HIGH ROOF ONLY</b>	—							—	
WINDOWED VAN	 <b>HIGH ROOF ONLY</b>	—	—		—	—		—	—	
STEP VAN	 <b>SUPER HIGH ROOF ONLY</b>	—	—	—	—	—	—	—		
CUTAWAY	 <b>STANDARD ROOF ONLY</b>	<ul style="list-style-type: none"> <li> = CARGO LENGTH AT MAX CARGO HEIGHT</li> <li> = CARGO LENGTH UNDER CREW SEATING (AT 49" WIDE)</li> <li> = CAB-TO-AXLE LENGTH</li> <li> = ADDITIONAL ROOF HEIGHT ABOVE STANDARD ROOF</li> <li><b>WB</b> = WHEELBASE</li> <li><b>EXT. LF</b> = EXTENDED LOAD FLOOR</li> </ul>							—	—

FOLLOW US



PROUD PARTNER OF



1 To wirelessly use Android Auto on your display, you need a compatible Android smartphone with an active data plan. You can check which smartphones are compatible at [g.co/androidauto/requirements](https://g.co/androidauto/requirements). 2 Requires compatible iPhone. Contact dealer for phone compatibility. Data plan rates apply. Vehicle user interface is a product of Apple. 3 Always sit properly in designated seating positions with seat belts securely fastened at all times. 4 This system is a driver convenience system, not a substitute for active driver involvement. The driver must remain aware of traffic conditions and be prepared to use the brakes to avoid collisions. 5 This system is an alert system for the front of the vehicle. It is not a substitute for active driver involvement. The driver must remain aware of traffic conditions and be prepared to use the brakes to avoid collisions. 6 Always check entire surroundings visually before proceeding. 7 Traffic Sign Recognition is not a substitute for safe and attentive driving. Factors including weather and condition of the traffic sign can impact recognition and display of the sign. Always check traffic signs visually while driving. 8 Always drive carefully, consistent with conditions. Always wear your seat belt and obey traffic laws. 9 Check state and local laws regarding the use of remote start systems. 10 Always look before proceeding. An electronic drive aid is not a substitute for conscientious driving. Always be aware of your surroundings. 11 Vehicle must be locked and system activated for alarm to sound. 12 SiriusXM with 360L is only available on select vehicles. Certain features and/or content may not be available unless an active data connection is enabled in the vehicle. Content varies by subscription plan. Features and display may vary by vehicle. 13 This system is a driver convenience system, not a substitute for active driver involvement. The driver must remain aware of traffic conditions and maintain control of the vehicle. 14 Always check visually for vehicles prior to changing lanes. 15 This system is a driver convenience system, not a substitute for active driver involvement. Factors including weather and condition of the traffic sign can impact recognition and display of the sign. Driver must remain aware of traffic conditions and maintain control of the vehicle. 16 Assumes properly equipped vehicle and 150-lb allowance for driver. Additional options, equipment, passengers and cargo weight must be subtracted. Contact dealer for details. 17 Max payload/towing ratings shown are for base configuration. Additional options, equipment, passengers and cargo weight may affect payload/towing weights. Contact dealer for details.

Bluetooth is a registered trademark of Bluetooth SIG, Inc. Facebook and logo are registered trademarks of Meta Platforms, Inc. The X service marks (formerly Twitter) are the intellectual property of X Corp. Instagram and logo are registered trademarks of Instagram, Inc. SiriusXM Connected Vehicles Services Inc., Sirius, XM, SiriusXM, and all related marks and logos are trademarks of SiriusXM Radio Inc. LinkedIn, the LinkedIn logo, the IN logo and InMail are registered trademarks or trademarks of LinkedIn Corporation and its affiliates in the United States and/or other countries. TikTok is a trademark of ByteDance Ltd. Apple CarPlay is a registered trademark of Apple Inc. YouTube and logo are registered trademarks and Android Auto and other related marks are trademarks of Google LLC. Nexen is a registered trademark of Nexen Tire Corporation.

This brochure is a publication of FCA US LLC. All product illustrations and specifications are based upon current information at the time of publication approval. FCA US LLC reserves the right to make changes from time to time, without notice or obligation, in prices, specifications, colors and materials, and to change or discontinue models which are considered necessary to the purpose of product improvement or for reasons of design and/or marketing.

**RAM.COM/PROFESSIONAL**

RAM IS A REGISTERED TRADEMARK OF FCA US LLC.