





**SOIL ANALYSIS**


<b>Send To:</b> Cinderite LLC 2303 North Coral Canyon Boulevard Suite 101 Washington, UT 84780	<b>Project :</b> Cinderite Parablend	<b>Report No :</b> 19-217-0022 <b>Cust No :</b> 10004 <b>Date Printed :</b> 08/13/2019 <b>Date Received :</b> 08/05/2019 <b>Page :</b> 1 of 1 <b>Lab Number :</b> 06895
--	---	--

Sample Id : **Cinderite Parablend**











**SATURATION EXTRACT - PLANT SUITABILITY**

Test	Result	Effect on Plant Growth				
		Negligible	Sensitive Crops Restricted	Many Crops Restricted	Only Tolerant Crops Satisfactory	Few Crops Survive
Salinity (ECe)	0.1 dS/m					
Sodium Adsorption Ratio (SAR) *	0.81					
Boron (B)	0.80 ppm					
Sodium (Na)	0.6 meq/L					
Chloride (Cl)						
Carbonate (CO3)						
Bicarbonate (HCO3)						
Fluoride (F)						

\* Structure and water infiltration of mineral soils potentially adversely affected at SAR values higher than 6.

Test	Result	Strongly Acidic	Moderately Acidic	Slightly Acidic	Neutral	Slightly Alkaline	Moderately Alkaline	Strongly Alkaline	Qualitative Lime
pH	7.9 s.u.								None

**EXTRACTABLE NUTRIENTS**

Test	Result	Sufficiency Factor	SOIL TEST RATINGS					NO3-N
			Very Low	Low	Medium	Optimum	Very High	
Available-N	7 ppm	0.1						1 ppm
Phosphorus (P) - Olsen	3 ppm	0.1						NH4-N
Potassium (K)	85 ppm	0.9						6 ppm
Potassium - sat. ext.	0.1 meq/L							Total Exchangeable Cations(TEC)
Calcium (Ca)	317 ppm	0.7						22 meq/kg
Calcium - sat. ext.	0.8 meq/L							
Magnesium (Mg)	47 ppm	0.7						
Magnesium - sat. ext.	0.3 meq/L							
Copper (Cu)	0.6 ppm	2.1						
Zinc (Zn)	2 ppm	1.4						
Manganese (Mn)	0 ppm							
Iron (Fe)	8 ppm	0.8						
Boron (B) - sat. ext.	0.80 ppm	2.7						
Sulfate - sat. ext.	1.2 meq/L	0.4						
Exch Aluminum								

Cu, Zn, Mn and Fe were analyzed by DTPA extract.

**PARTICLE SIZE ANALYSIS**

Half Sat	Organic Matter	Weight Percent of Sample Passing 2mm Screen							USDA Soil Classification
		Gravel		Sand			Silt	Clay	
		Coarse 5-12	Fine 2-5	Very Coarse 1-2	Coarse 0.5-1	Med. to Very Fine 0.05-0.5	.002-.05	0-.002	
27 %									