

- NON-TOXIC PHEROMONE LURE AND ADHESIVE
- **WARNING: CHOKING HAZARD**, Small Parts, Keep away from small children and pets.
- **IF LURE IS INGESTED**, seek medical attention.
- **NOT A TOY:** Keep lure and *No-mess Sticky Card™* out of reach of children.
- **KEEP NO-MESS STICKY CARD™ AWAY FROM EYES AND HAIR.** Adhesive could stick to eye lashes and hair and pull the lashes or hair out.
- CLEAN UP: Wash with soap and water.
- DISPOSE OF PLASTIC PACKAGING IN A PROPER TRASH RECEPTACLE. DO NOT RECYCLE.
- RESULTS MAY VARY due to seasonal changes, insect pest population variations, natural predator populations, correct trap installation, proper lure storage and weather extremes, disruption, damage and/or contamination due to chemical sprays, pets, children, sprinklers, or other unforeseeable events.

- ATRAYENTE Y ADHERENTE PHEROMONE SIN TOXICAS
- **BOL ADVERTENCIA: PELIGRO DE ESTRANGULACIÓN**, contiene articulos pequeños. no permita acceso a niños o animales domesticos.
- **SI EL ATRAYENTE ES INJERIDO**, consiga atencion medica.
- **NO ES UN JUGUETE:** mantenga el atrayente y el No-mess Sticky Card™ fuera del alcance de niños.
- **EVITE CONTACTO CON NO-MESS STICKY CARD™ EN LOS OJOS Y EL CABELLO.** el pegadizo puede adherirse y perderia esa porcion de cabello y las pestañas.
- LIMPIEZA: Lave con jabón y agua.
- TIRE LA COBERTURA DE PLASTICO EN EL RECIPIENTE PARA BASURA. NO LO RECICLE.
- LOS RESULTADOS DE ESTE PRODUCTO PUEDEN VARIAR a razón de los cambios de temporada, o variaciones en los grupos de pestes, o la poblacion de predadores naturales, la instalacion correcta de las trampas, el almacenamiento adecuado de los atrayentes, cambios atmosfericos, daño o contaminación del producto a razón de contacto con otras quimicas, animales domesticos, niños, regaderas, u otros eventos inoportunos e inesperados.

Unfortunately, a small percentage of beneficial insects that are in your yard will land on your sticky cards – honey bees, lady bugs, lacewings, parasitic wasps. By comparison, toxic insecticides totally annihilate all insects, bad and good, and can be harmful to pets, birds, children, and the environment. Avoid hanging trap too close to heavy honey bee concentrations when fruit trees are blossoming.

Lamentablemente, un pequeño porcentaje de insectos benéficos que son en su patio aterrizará en su pegajoso tarjetas – abejas, lady bugs, crisopas, avispas parasitarias. En comparación, insecticidas tóxicos totalmente aniquilar todos insectos, malos y buenos, y puede ser perjudicial para mascotas, aves, niños, y el medio ambiente. Evitar colgando trampa demasiado cerca a las concentraciones de abeja de miel pesado cuando árboles frutales están en auge.

WESTERN FLOWER THRIPS 2-Trap Kit



SISTEMAS QUE NO DAÑAN EL AMBIENTE QUE GESTIONARLAN PESTES

WF Thrips attack and seriously damage over 500 species of plants all over the world, outdoors and inside greenhouses.

Actual size → -



Top down: Thrips damage on leaves and orange skin and aphids, Hancock, Pest Wizard; gladiolus damage Whitney Cranshaw, Colorado State University, Bugwood.org; cabbage damage Paul Bachi, University of Kentucky Research and Education Center, Bugwood.org

PACKAGE INCLUDES:
PAQUETE ICLUYE:



- 2 – Pheromone Lure, Atrayentes Pheromone
 - 2 – Blue/Yellow Trap Azul/tarjeta trampa
 - 4 – Hanger • Hanger
- Instructions • Instrucciones

HOW THE KIT WORKS

The lure attracts Western Flower Thrips (and other insect pests) to both sides of the trap, and especially the blue side. Thrips stick permanently to the non-toxic, pesticide free, no-mess stickum surface.

HOW TO USE THE TRAP

Hang it from branches, a stake, or a wire strung above garden plants. Put traps where thrips damage is or has been in the past, between roses, above vegetable rows, on shrubs, and in trees. Lure lasts 60 days and can be moved from a trap full of insects to a new clean trap.

YOU MAY ALSO BE INTERESTED IN: Blue/Yellow Sticky Card 4-Pack, or WFT Lure 3-Pack.

WHAT PLANTS DO THRIPS DAMAGE?

They go after herbaceous ornamentals like impatiens and petunia, vegetables (cucurbits, pepper, onion); fruits (grape, strawberry); some shrubs and trees (roses, stone fruit). WFT stipple and scar petals, leaves, and other plant parts, distort terminals, and can spread tospoviruses that affect herbaceous plants.

¿QUÉ PLANTAS CAUSEN DAÑOS TRIPS?

Van después de plantas ornamentales herbáceas como impatiens y petunia, hortalizas (cucurbitáceas, pimienta, cebolla); frutas (uva, fresa); algunos arbustos y árboles (Rosas, frutas). Stipple WFT y pétalos de cicatriz, hojas y otras partes de plantas, distorsionan terminales y se pueden propagar tospoviruses que afectan a plantas herbáceas.

AVAILABLE EXCLUSIVELY AT SELECT GARDEN CENTERS
DISPONIBLE EXCLUSIVAMENTE EN SELECCIONAR CENTROS DE JARDINERÍA

**LOTS OF PLANTS?
LOTS OF THRIPS?
Buy traps & lures
separately**



How to hang trap vertically with one hanger from a pole or branch.

Conectar la trampa y un polo como este cuando quiera colgar la trampa verticalmente o las ramas.




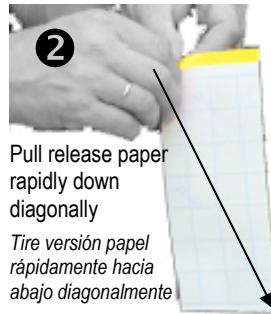
UGA1243057

How to hang trap vertically with one hanger from a pole or branch.

Cómo colgar trampa verticalmente con una suspensión de un polo o sucursal



INSTALLATION INSTRUCTIONS INSTRUCCIONES PARA LA INSTALACIÓN





Pull release paper rapidly down diagonally
Tire versión papel rápidamente hacia abajo diagonalmente



Thrips so small they look, to the naked eye, like tiny specks on the trap. When you hang traps between rose bushes or a few inches above garden crop rows, lots of them will be captured if your plants are badly infested. Western Flower Thrips can decimate over 500 food and ornamental plant species.

HOW TO INSTALL THE LURE CÓMO INSTALAR EL SEÑUELO



Thrips damage photos, Whitney Cranshaw, Colorado State Univ., Bugwood.org