


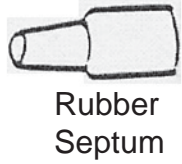


Lure Attachment

Kinds of Scentry™ Lures



Placement in Scentry™ Wing Trap Without Lure Holder

Remove one pheromone lure from envelope.

Fiber lure: Remove backing and adhere lure to the inside surface of the trap top.

All other lures: Place on sticky bottom surface of the Wing Trap, taking care not to coat the surface of the lure with the sticky from the trap.

Placement in Scentry™ Wing Trap Using Lure Holder

Remove one pheromone lure from envelope.

Rubber Septum: Fit into either A or B of lure holder.

Capsule: Fit small end of capsule into B of lure holder.

Fiber: Remove backing from lure and adhere to end of lure holder covering A/B.

Medallion: Staple or paper clip Medallion to end of lure holder covering A/B.