

LEXUS RZ



APPLIES TO
All variants

BUILT FROM
February 2023

RATING CRITERIA
2023-2025

VEHICLE TYPE
Medium SUV

ON SALE FROM
NZ: April 2023
AUS: May 2023

RATING EXPIRES
December 2031

ENGINE / MOTOR TYPES
Battery Electric

MODEL SERIES
EBM1

AIRBAGS
Dual frontal, side chest, side head,
centre, driver & front passenger knee



ANCAP
SAFETY

TESTED
2023



The Lexus RZ was introduced in New Zealand in April 2023 and Australia in May 2023. This ANCAP safety rating applies to all variants.

Dual frontal, side chest-protecting and side head-protecting airbags, as well as driver and front passenger knee airbags, are standard. A centre airbag, which provides added protection to front seat occupants in side impact crashes, is also standard.

Autonomous emergency braking (Car-to-Car, Vulnerable Road User, Junction & Crossing, Backover and Head-On) as well as a lane support system with lane keep assist (LKA), lane departure warning (LDW) and emergency lane keeping (ELK), and an advanced speed assistance system (SAS) are standard.

ASSESSMENT SCORES



Adult Occupant Protection

87%

35.09 out of 40



Child Occupant Protection

89%

44.00 out of 49



Vulnerable Road User Protection

84%

53.38 out of 63



Safety Assist

84%

15.20 out of 18

RATING APPLICABILITY*

VARIANT	BODY TYPE	ENGINE / POWERTRAIN	DRIVETRAIN	AUS	NZ
Lexus RZ 450e Luxury	5 door SUV	Battery Electric Vehicle (BEV)	AWD	✓	-
Lexus RZ 450e Sports Luxury	5 door SUV	Battery Electric Vehicle (BEV)	AWD	✓	-
Lexus RZ 450e Core	5 door SUV	Battery Electric Vehicle (BEV)	AWD	-	✓
Lexus RZ 450e Dynamic	5 door SUV	Battery Electric Vehicle (BEV)	AWD	-	✓

* Correct at time of publication. Subject to change. Check with manufacturer.



Adult Occupant Protection

87%

35.09 out of 40

FRONTAL OFFSET (MPDB)*
5.79 points out of 8

OBLIQUE POLE*
5.43 points out of 6

RESCUE & EXTRICATION
3.00 points out of 4

FULL WIDTH FRONTAL*
7.14 points out of 8

WHIPLASH PROTECTION
3.73 points out of 4

SIDE IMPACT*
6.00 points out of 6

FAR SIDE IMPACT
4.00 points out of 4

* Scaled scores. Total test scored out of 16.00 points.

The passenger compartment remained stable in the frontal offset (MPDB) test. Protection of the driver's chest and lower legs was ADEQUATE. Protection was GOOD for all other critical body regions for both the driver and front passenger.

The front structure of the Lexus RZ presented a moderate risk to occupants of an oncoming vehicle in the MPDB test (which evaluates vehicle-to-vehicle compatibility), and a 2.39 point penalty was applied.

In the full width frontal test, protection of the driver dummy was ADEQUATE for the chest and GOOD for all other critical body regions. Protection of the rear passenger neck was ADEQUATE, and chest protection was WEAK, with GOOD protection of all other critical body areas.

In the side impact test, protection offered to all critical body regions was GOOD. In the oblique pole test, protection was MARGINAL for the chest of the driver and GOOD for all other critical body regions.

The Lexus RZ is equipped with a centre airbag to protect against occupant-to-occupant interaction in side impacts and it provided GOOD protection for the head of both front seat occupants. Prevention of excursion (movement towards the other side of the vehicle) in the far side impact tests was assessed as GOOD for both the vehicle-to-vehicle impact scenario and the vehicle-to-pole scenario.

A Rescue Sheet, providing information for first responders in the event of a crash is available, and a multi-collision braking system is fitted. Lexus demonstrated that, if the car entered water, the doors and windows of the RZ would remain functional for the minimum required time period.

FRONTAL OFFSET (MPDB) TEST - 50km/h



	DRIVER	FRONT PASSENGER
Head / Neck	4.00 pts	4.00 pts
Chest	2.69 pts	4.00 pts
Upper Legs	4.00 pts	4.00 pts
Lower Legs	3.28 pts	4.00 pts
Deductions	Nil	Nil



COMPATIBILITY

Deductions	-2.39 pts
------------	-----------

FULL WIDTH FRONTAL TEST - 50km/h



	DRIVER	REAR PASSENGER
Head	4.00 pts	4.00 pts
Neck	4.00 pts	3.94 pts
Chest	3.93 pts	0.69 pts
Upper Legs	4.00 pts	4.00 pts
Deductions	Nil	Nil

SIDE IMPACT TEST - 60km/h



	DRIVER
Head	4.00 pts
Chest	4.00 pts
Abdomen	4.00 pts
Pelvis	4.00 pts
Deductions	Nil

OBLIQUE POLE TEST - 32km/h



	DRIVER
Head	4.00 pts
Chest	2.47 pts
Abdomen	4.00 pts
Pelvis	4.00 pts
Deductions	Nil



Adult Occupant Protection

87%

35.09 out of 40

FAR SIDE IMPACT TESTS - 60km/h and 32km/h



SIDE IMPACT (60km/h)	DRIVER
Head	4.00 pts
Neck	4.00 pts
Chest & Abdomen	4.00 pts
Pelvis	No penalty



OBLIQUE POLE (32km/h)	DRIVER
Head	4.00 pts
Neck	4.00 pts
Chest & Abdomen	4.00 pts
Pelvis	No penalty



OCCUPANT-TO-OCCUPANT	
Head Contact	No penalty

WHIPLASH PROTECTION TESTS



	DRIVER / FRONT PASSENGER	REAR PASSENGER
Rear Impact	2.98 pts	0.75 pts

RESCUE & EXTRICATION



Rescue Sheet	●	No penalty
Door Opening / Extrication	●	No penalty
Multi-Collision Braking	●	1.00 pt
Advanced eCall	✗	1.00 pt default
Vehicle Submergence		
- Door opening	●	0.50 pt
- Window opening	●	0.50 pt

● FITTED TO TEST CAR AS STANDARD ● NOT FITTED TO TEST CAR BUT AVAILABLE AS AN OPTION ✗ NOT AVAILABLE - N/A



GOOD



ADEQUATE



MARGINAL



WEAK



POOR



NOT TESTED



Child Occupant Protection

89%

44.00 out of 49

DYNAMIC TEST (FRONT)

16.00 points out of 16

RESTRAINT INSTALLATION

12.00 points out of 12

DYNAMIC TEST (SIDE)

8.00 points out of 8

ON-BOARD SAFETY FEATURES

8.00 points out of 13

In the frontal offset and side impact tests, protection of the 10 year and 6 year dummies was GOOD and maximum points were scored in these tests.

The Lexus RZ is fitted with lower ISOFix anchorages on the rear outboard seats and top tether anchorages for all rear seating positions. An indirect child presence detection (CPD) system, which provides an alert when a child may have been left in the vehicle, is fitted to all passenger seats as standard.

Installation of typical child restraints available in Australia and New Zealand showed that all of the selected child restraints could be accommodated in all rear seating positions and full points were scored for this assessment.

FRONTAL OFFSET (MPDB) TEST - 50km/h



6 YEAR OLD

10 YEAR OLD

SIDE IMPACT TEST - 60km/h



10 YEAR OLD

6 YEAR OLD

ON-BOARD SAFETY FEATURES

	FRONT PASSENGER	2nd ROW OUTBOARD	2nd ROW CENTRE	3rd ROW OUTBOARD	3rd ROW CENTRE
ISOFIX Anchorages	✗	●	✗	-	-
Top Tether Anchorage	✗	●	●	-	-
Airbag Disabling	✗	-	-	-	-
Child Presence Detection 1.00 pts (out of 4.00pts)	●	●	●	-	-

● FITTED AS STANDARD ✗ NOT AVAILABLE - N/A

CHILD RESTRAINT TYPE [^]		FRONT ROW PASSENGER	2nd ROW			3rd ROW		
			L	C	R	L	C	R
BELTED	Rearward-facing capsule	✗	●	●	●	-	-	-
	Rearward-facing with harness - convertible (Model A)	✗	●	●	●	-	-	-
	Rearward-facing with harness - convertible (Model B)	✗	●	●	●	-	-	-
	Forward-facing with harness - convertible (Model A)	✗	●	●	●	-	-	-
	Forward-facing with harness - convertible (Model B)	✗	●	●	●	-	-	-
	Booster - 4 to 8 years	✗	●	●	●	-	-	-
ISOFIX	Booster - 4 to 10 years	✗	●	●	●	-	-	-
	Rearward-facing capsule	✗	●	-	●	-	-	-
	Rearward-facing with harness - convertible (Model A)	✗	●	-	●	-	-	-
	Rearward-facing with harness - convertible (Model B)	✗	●	-	●	-	-	-
	Forward-facing with harness - convertible (Model A)	✗	●	-	●	-	-	-
	Forward-facing with harness - convertible (Model B)	✗	●	-	●	-	-	-

● INSTALL WITHOUT PROBLEM ● INSTALL WITH CARE ● CANNOT BE FITTED SAFELY ✗ INSTALLATION NOT ALLOWED - N/A

NOTE: The child restraints fitted to vehicles tested by Euro NCAP are relevant to the European market. For Australasian consumers, this information should be used as a guide to vehicle features only. The Child Restraint Evaluation Program (CREP) provides an independent assessment on the safety of Australasian child restraints - see www.childcarseats.com.au.
 * Installation of each child restraint is assessed separately in each position. Installation of multiple restraints has not been assessed and may not be possible.
 ^ The list of child restraints has been selected to provide a general indication of the rated vehicle's ability to accommodate various CRS types. ANCAP does not endorse or recommend any one CRS brand or model, nor does it rate the safety of child restraints.



Vulnerable Road User Protection

84%
53.38 out of 63

HEAD PROTECTION (Adult, Child, Cyclist)
11.00 points out of 18

PELVIS PROTECTION
4.50 points out of 4.5

FEMUR PROTECTION
4.42 points out of 4.5

KNEE & TIBIA PROTECTION
6.97 points out of 9

AEB PEDESTRIAN (Forward)
6.50 points out of 7

AEB PEDESTRIAN (Backover)
2.00 points out of 2

AEB CYCLIST
9.00 points out of 9

AEB MOTORCYCLE
6.00 points out of 6

LSS MOTORCYCLE
3.00 points out of 3

In physical impact tests, protection to the head of a pedestrian striking the bonnet, or cyclist striking the windscreen was predominantly GOOD or ADEQUATE, with MARGINAL and POOR results recorded at the base of the windscreen and on the stiff windscreen pillars.

Protection of the pelvis and femurs was GOOD or ADEQUATE while protection of the lower legs was mixed, with areas of GOOD and POOR performance.

The autonomous emergency braking (AEB) system is capable of detecting and reacting to vulnerable road users such as pedestrians, cyclists and motorcyclists. Testing of this system showed GOOD performance in pedestrian test scenarios including in reverse (AEB Backover) and turning scenarios, with collisions avoided or mitigated in most tests.

GOOD performance was seen in cyclist test scenarios with collisions avoided or mitigated at all test speeds including in the turning and in dooring scenarios.

GOOD performance was also seen in the motorcyclist tests, including in the turning and in overtaking scenarios, earning full points.

PEDESTRIAN & CYCLIST IMPACT TESTS



AUTONOMOUS EMERGENCY BRAKING (Cyclist, Pedestrian & Motorcycle)

System Name	Pre-Collision System (with Pedestrian & Bicyclist Detection)
Type	Autonomous emergency braking with forward collision warning
Operational From	5-180km/h

	Cyclist traveling along road (25%)	Cyclist crossing from kerb (obstructed)	Cyclist traveling along road (50%)	Cyclist crossing (nearside)	Cyclist crossing (farside)	Cyclist crossing side road, car turning (nearside)	Cyclist crossing side road, car turning (farside)
	DAY	DAY	DAY	DAY	DAY	DAY	DAY
AEB CYCLIST TEST SCENARIOS (forward)							
PERFORMANCE	GOOD	GOOD	GOOD	GOOD	GOOD	GOOD	GOOD

CYCLIST DOORING

Information	●
Warning	●
Retention (driver door)	●
Retention (all doors)	●

● PASS ✗ FAIL - N/A






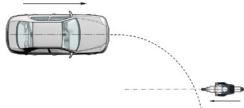
Vulnerable Road User Protection

84%

53.38 out of 63

AEB PEDESTRIAN TEST SCENARIOS (reverse)	Child / Adult standing behind reversing vehicle (25% offset)	Adult / Child standing behind reversing vehicle (50% offset)	Child / Adult standing behind reversing vehicle (75% offset)	Adult / Child walking behind reversing vehicle (50% offset)
	DAY	DAY	DAY	DAY
4km/h				
8km/h				
PERFORMANCE	GOOD			

AEB PEDESTRIAN TEST SCENARIOS (forward)	Adult walking along road		Adult crossing towards kerb (50%)		Adult crossing from kerb (25%)		Adult crossing from kerb (75%)		Child running (obstructed)		Adult crossing side road (farside), car turning		Adult crossing side road (nearside), car turning	
	DAY	NIGHT	DAY	NIGHT	DAY	NIGHT	DAY	NIGHT	DAY	NIGHT	DAY	NIGHT	DAY	NIGHT
PERFORMANCE														
	GOOD													

AEB MOTORCYCLE TEST SCENARIOS (forward)	Driving towards a stationary motorcycle			Driving towards a braking motorcycle (25% offset)			Turning across the path of an oncoming motorcycle		
	100% OFFSET			12m HEADWAY			TARGET MOTORCYCLE SPEED		
	40m HEADWAY						30km/h	45km/h	60km/h
									
AEB (10-50km/h)									
FCW (30-80km/h)									
PERFORMANCE	GOOD						GOOD		

LANE SUPPORT SYSTEMS (Car-to-Motorcycle)

System Name	Lane Departure Alert & Lane Tracing Assist
Operational From	50-200 km/h

EMERGENCY LANE KEEPING (ELK) TEST SCENARIOS Car-to-Motorcycle	Oncoming motorcycle	Overtaking motorcycle (GVT at 72km/h)		Overtaking motorcycle (GVT at 80km/h)	
		UNINTENTIONAL	INTENTIONAL	UNINTENTIONAL	INTENTIONAL
PERFORMANCE					
	GOOD				



Safety Assist

84%

15.20 out of 18

SEAT BELT REMINDERS
1.00 points out of 1DRIVER MONITORING
0.30 points out of 2SPEED ASSISTANCE SYSTEMS
2.63 points out of 3AEB / AES (Car-to-Car)
4.00 points out of 4AEB / AES (Junction & Crossing)
3.28 points out of 4AEB / AES (Head-On)
1.00 points out of 1LANE SUPPORT SYSTEMS
3.00 points out of 3

The Lexus RZ is fitted with an autonomous emergency braking (AEB) system capable of functioning at highway speeds, a lane support system (LSS) with lane keep assist (LKA) and emergency lane keeping (ELK) functionality, and blind spot monitoring (BSM).

Tests of the AEB (Car-to-Car) system showed GOOD performance with collisions avoided or mitigated in all test scenarios, including in AEB Junction and AEB Crossing scenarios where the test vehicle can autonomously brake to avoid crashes when turning across or into the path of an oncoming vehicle. Tests of the AEB Head-On system functionality also showed GOOD performance.

Tests of LSS functionality showed GOOD performance in lane keep assist scenarios, and ADEQUATE performance in the more critical ELK scenarios.

A speed assistance system (SAS) with speed limit information function (SLIF) is standard, informing the driver of the local speed limit and allowing the driver to accept the change in speed accordingly. Intelligent adaptive cruise control (iACC) is also standard.

A seatbelt reminder system with occupancy detection is fitted to all seating positions.

A driver monitoring system (DMS) detecting driver drowsiness (indirect) is fitted as standard. A direct DMS is also fitted and scored points for long eye closure (sleep).

AUTONOMOUS EMERGENCY BRAKING (Car-to-Car)

System Name	Pre-Collision Assist
Type	Autonomous emergency braking with forward collision warning
Operational From	5-180 km/h

		Driving towards a stationary car OFFSETS +/- 50%, 75%, 100%	Driving towards a slower moving car OFFSETS +/- 50%, 75%, 100%	Driving towards a lightly braking car HEADWAY 12m & 40m	Driving towards a heavily braking car HEADWAY 12m & 40m
TEST VEHICLE SPEED	10km/h	GOOD	-	-	-
	15km/h	GOOD	-	-	-
	20km/h	GOOD	-	-	-
	25km/h	GOOD	-	-	-
	30km/h	GOOD	AEB	-	-
	35km/h	GOOD	AEB	-	-
	40km/h	GOOD	AEB	-	-
	45km/h	GOOD	AEB	-	-
	50km/h	GOOD	AEB	GOOD	GOOD
	55km/h	GOOD	AEB	-	-
	60km/h	GOOD	AEB	-	-
	65km/h	GOOD	AEB	-	-
	70km/h	GOOD	AEB	-	-
	75km/h	GOOD	AEB	-	-
	80km/h	GOOD	AEB	-	-
PERFORMANCE		GOOD	GOOD	GOOD	GOOD

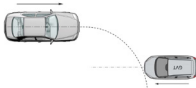
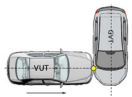




Safety Assist

84%

15.20 out of 18

AUTONOMOUS EMERGENCY BRAKING (Car-to-Car Junction, Crossing and Head-On)

		JUNCTION ASSIST Turning across the path of an oncoming vehicle			CROSSING (T-BONE) Crossing the path of another vehicle				
TARGET VEHICLE SPEED		30km/h	45km/h	60km/h	20km/h	30km/h	40km/h	50km/h	60km/h
									
TEST VEHICLE SPEED	Start from stop	GOOD	GOOD	GOOD	GOOD	GOOD	GOOD	GOOD	POOR
	10km/h	GOOD	GOOD	GOOD	POOR	POOR	POOR	POOR	POOR
	15km/h	GOOD	GOOD	GOOD	POOR	POOR	POOR	POOR	POOR
	20km/h	GOOD	GOOD	GOOD	GOOD	GOOD	GOOD	GOOD	POOR
	30km/h	POOR	POOR	POOR	GOOD	GOOD	GOOD	GOOD	POOR
	40km/h	POOR	POOR	POOR	GOOD	GOOD	GOOD	GOOD	POOR
	50km/h	POOR	POOR	POOR	GOOD	GOOD	GOOD	POOR	POOR
	60km/h	POOR	POOR	POOR	GOOD	GOOD	GOOD	POOR	POOR
PERFORMANCE		GOOD			GOOD				

		HEAD-ON In the path of oncoming vehicle	
		50km/h	70km/h
TEST VEHICLE SPEED	Travelling straight	50km/h	
		70km/h	-
	Lane change	50km/h	
		70km/h	-
PERFORMANCE		GOOD	

LANE SUPPORT SYSTEMS (Car-to-Car)

System Name	Lane Keeping Assist
Operational From	60-200 km/h

		Dashed line		Solid line	
LANE KEEP ASSIST (LKA) TEST SCENARIOS Car-to-Car					
PERFORMANCE					
		GOOD			

		Oncoming vehicle		Overtaking vehicle (GVT at 72km/h)		Overtaking vehicle (GVT at 80km/h)		Road edge		Solid line	
		UNINTENTIONAL	INTENTIONAL	UNINTENTIONAL	INTENTIONAL	UNINTENTIONAL	INTENTIONAL				
EMERGENCY LANE KEEPING (ELK) TEST SCENARIOS Car-to-Car											
PERFORMANCE											
		GOOD									



Safety Assist

84%

15.20 out of 18

OCCUPANT STATUS

WARNING TYPE	DRIVER	FRONT PASSENGER	REAR PASSENGERS
Occupant Detection	-	●	●
Seat Belt Reminder (Visual)	●	●	●
Seat Belt Reminder (Audible)	●	●	●

DRIVER MONITORING

	WARNING	INTERVENTION
Distraction	×	×
Fatigue	●	×
Unresponsive Driver	-	×

SPEED ASSISTANCE SYSTEMS (SAS)

FEATURE

Speed Limit Information Function (SLIF)	Camera based
Manual Speed Limiter	×
Intelligent Adaptive Cruise Control (iACC)	●
Intelligent Speed Limitation (ISL)	×

HUMAN MACHINE INTERFACE (HMI)

FEATURE

AEB: Supplementary Warning	●
AEB: Restraint activation / dynamic retractors	●
Lane Departure Warning (LDW)	●
Blind Spot Monitoring (BSM): Car-to-Car & Car-to-Motorcycle	●

SAFETY FEATURES & TECHNOLOGIES

SAFETY FEATURE / TECHNOLOGY*	AUS	NZ
Seat belt pre-tensioners (front seats)	●	●
Seat belt pre-tensioners (rear outboard seats) - 2nd row	●	●
Seat belt pre-tensioners (rear centre seat) - 2nd row	✗	✗
Seat belt pre-tensioners (rear outboard seats) - 3rd row	-	-
Seat belt pre-tensioners (rear centre seat) - 3rd row	-	-
Intelligent seat belt reminder (driver)	●	●
Intelligent seat belt reminder (front passenger)	●	●
Intelligent seat belt reminder (2nd row seats)	●	●
Intelligent seat belt reminder (3rd row seats)	-	-
Airbag - dual frontal (driver & front passenger)	●	●
Airbags - side, chest protection (front seats)	●	●
Airbags - side, chest protection (2nd row seats)	✗	✗
Airbags - side, chest protection (3rd row seats)	-	-
Airbags - side, head protection (front seats)	●	●
Airbags - side, head protection (2nd row seats)	●	●
Airbags - side, head protection (3rd row seats)	-	-
Airbag - centre	●	●
Airbag - knee (driver)	●	●
Airbag - knee (front passenger)	●	●
Airbag - pedestrian (external)	✗	✗
Airbag disabling switch - automatic (front passenger)	✗	✗
Airbag disabling switch - manual (front passenger)	✗	✗
Autonomous emergency braking (AEB) - Car-to-Car	●	●
Autonomous emergency braking (AEB) - Vulnerable Road User		
- AEB Pedestrian	●	●
- AEB Cyclist	●	●
- AEB Motorcycle	●	●
Autonomous emergency braking (AEB) - Backover	●	●
Autonomous emergency braking (AEB) - Junction		
- AEB Junction (Pedestrian)	●	●
- AEB Junction (Cyclist)	●	●
- AEB Junction (Motorcycle)	●	●
Autonomous emergency braking (AEB) - Crossing	●	●
Automatic emergency call (eCall)	●	✗
Blind spot monitor (BSM)	●	●
Child presence detection / alert	●	●
Cyclist dooring detection / alert	●	●
Driver monitoring system - Indirect	●	●
Driver monitoring system - Direct	●	●
Forward collision warning (FCW)	●	●
Lane departure warning (LDW)	●	●
Lane keep assist (LKA)		
- LKA (Car-to-Car)	●	●
- LKA (Car-to-Motorcycle)	●	●
Secondary / multi-collision brake	●	●
Speed assistance - intelligent adaptive cruise control (iACC)	●	●
Speed assistance - auto / intelligent speed limiter	●	●
Speed assistance - manual speed limiter	✗	✗
Speed assistance - speed sign recognition & warning	●	●
Vehicle-to-infrastructure communication (V2I)	✗	✗
Vehicle-to-vehicle communication (V2V)	✗	✗

● STANDARD ● AVAILABLE ON HIGHER VARIANTS ○ OPTIONAL ✗ NOT AVAILABLE - NOT APPLICABLE

* Correct at time of publication. Subject to change. Check with manufacturer.

TESTED MAKE / MODEL
Lexus RZ Executive LHD

TESTED VEHICLE ENGINE
Battery Electric (BEV)

RATING UPDATED
December 2025

TESTED BODY TYPE
5 door SUV

RATING PUBLISHED
September 2023