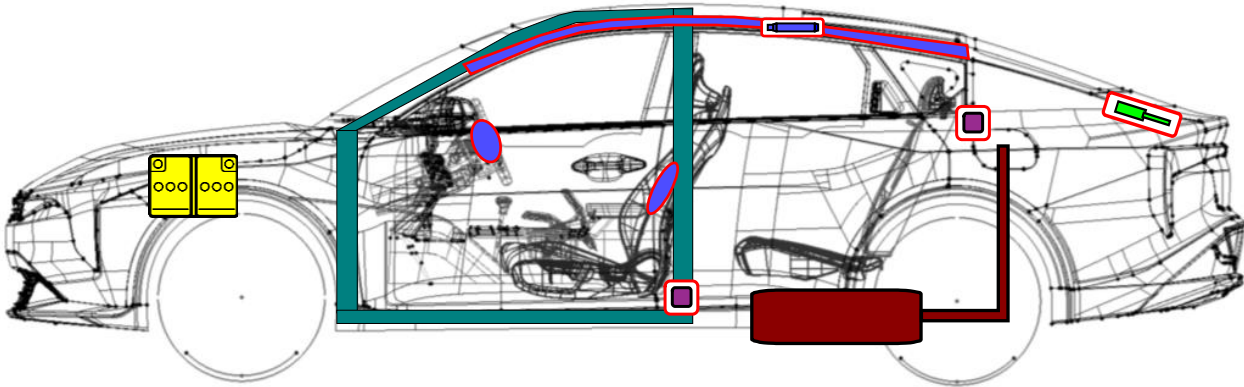
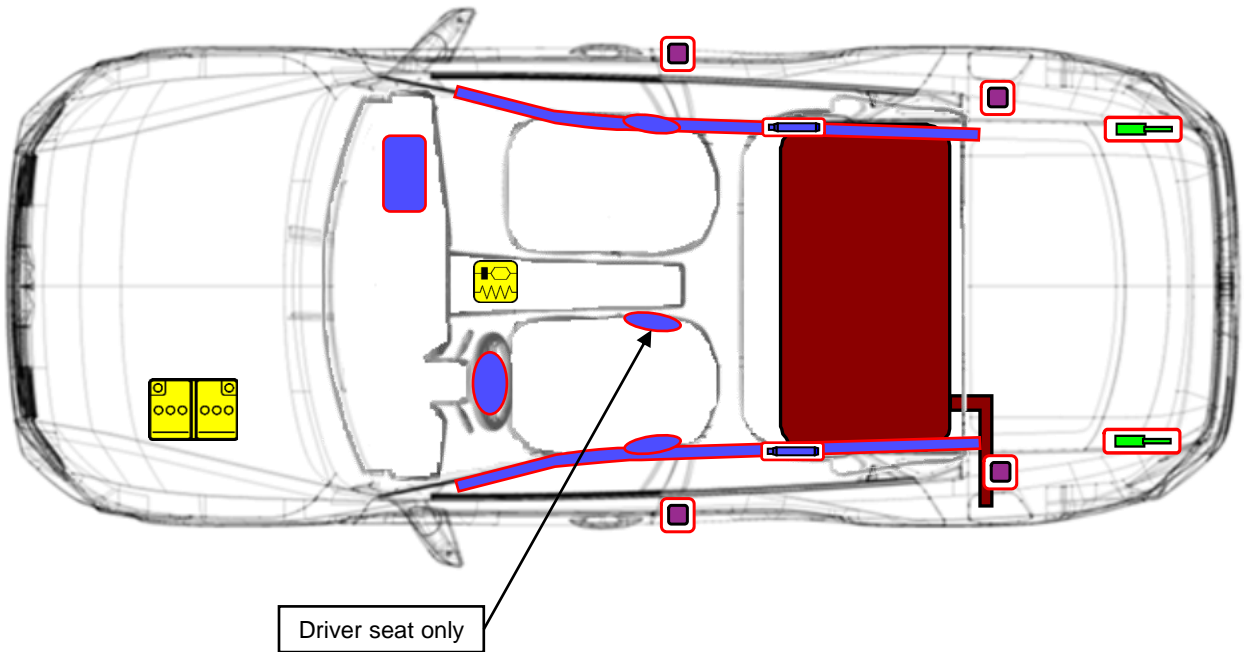


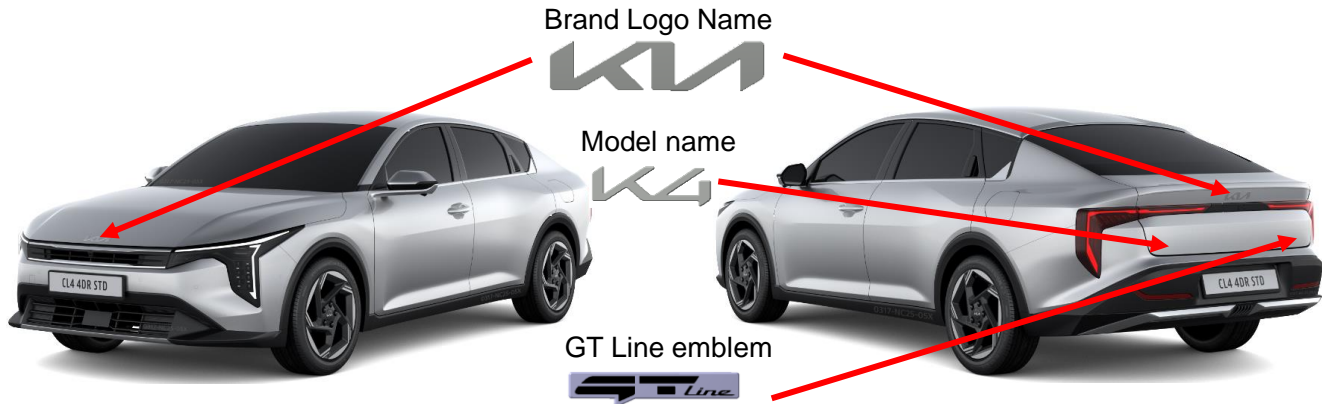


KIA K4
4 door, Sedan
From 2025



	Airbag		Stored gas inflator		Seat belt pretensioner		SRS control unit		
	Battery low-voltage		Gas strut / Preloaded spring		High strength zone		Fuel tank		

1. Identification / recognition



2. Immobilisation / stabilisation / lifting

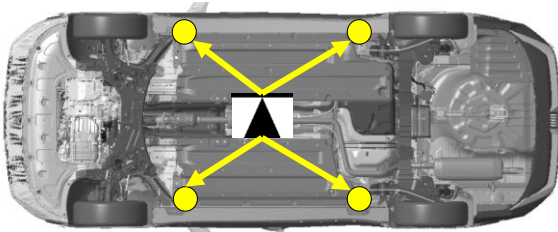
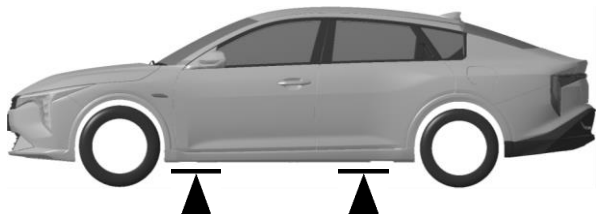
Immobilisation:



1. Chock the wheels and pull the **EPB** switch to set the parking brake.
2. For automatic vehicles shift the knob to the park(P) position.

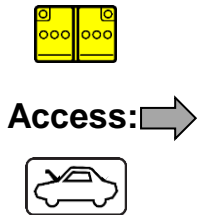
For stabilize vehicle, crib at four points directly under the front and rear pillars using wooden blocks or equivalent objects

Lifting points under the vehicle:



3. Disable direct hazards / safety regulations

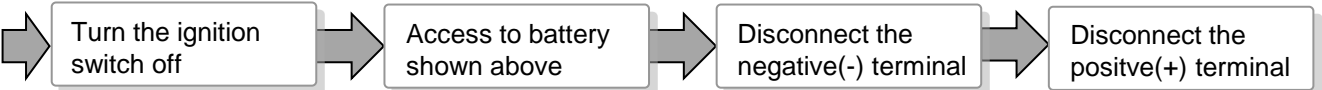
Disabling 12V Battery:



Battery in the engine room

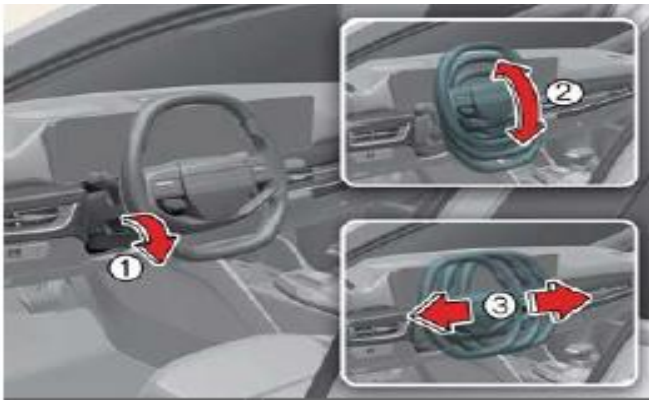


Disabling:



4. Access to the occupants

Steering column adjustment:

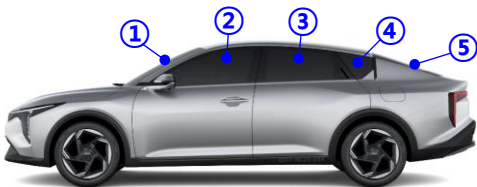


Seat adjustment:

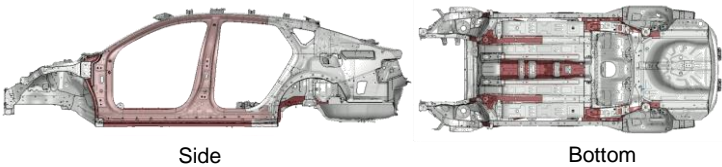


Glass:

- ① : Laminated
- ②③④⑤ : Tempered



Vehicle body → Hardened Steel



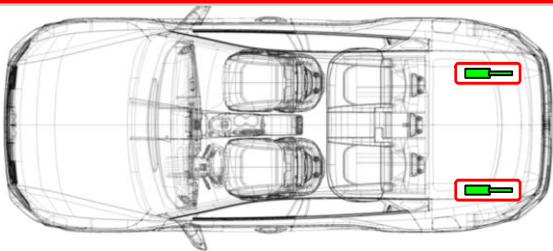
5. Stored energy / liquids / gases / solids

		47l	
		12V	R-1234yf 875g
Li-Ion		48V	

WHEN COOLANT LEAKS FROM THE BATTERY PACK, IT CAN BECOME UNSTABLE WITH RISK OF THERMAL RUNAWAY. CHECK BATTERY PACK TEMPERATURE WITH THERMAL IMAGING CAMERA

6. In case of fire

Use large amount of water



BATTERY RE-IGNITION!

Gas strut! Risk of missile effect of hood and tailgate.

7. In case of submersion

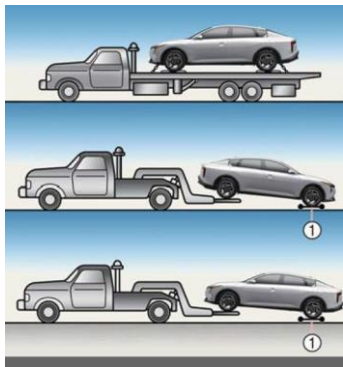


Do not touch any of the 12V components or cables, as doing so poses an electrocution hazard. Work on the vehicle only after the vehicle has been pulled out of the water.



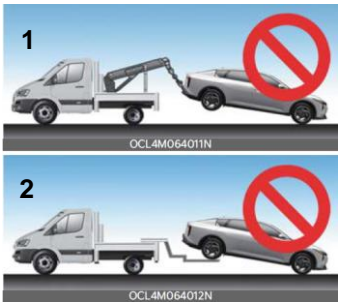
8. Towing / transportation / storage

OK




Notice: The use of wheel dollies (1) or flatbed is recommended. Use a wheel lift or flatbed equipment.

Not OK



Notice : Do not tow with sling-type equipment (1). Do not tow the vehicle with the front wheels on the ground as this may cause damage to the vehicle (2).

Front



Rear
GTL



STD



Towing hook is located in the tool case in the tailgate

10. Explanation of pictograms used

	Gasoline vehicle		Fuel tank content gasoline/ethanol		Bonnet
	General warning sign		Air-conditioning component		Boot
	Corrosives		Hazardous to the human health		Flammable
	Explosive		Acute toxicity		Environmental hazard
	Use thermal Infrared camera		Use water to extinguish the fire		Warning, Electricity