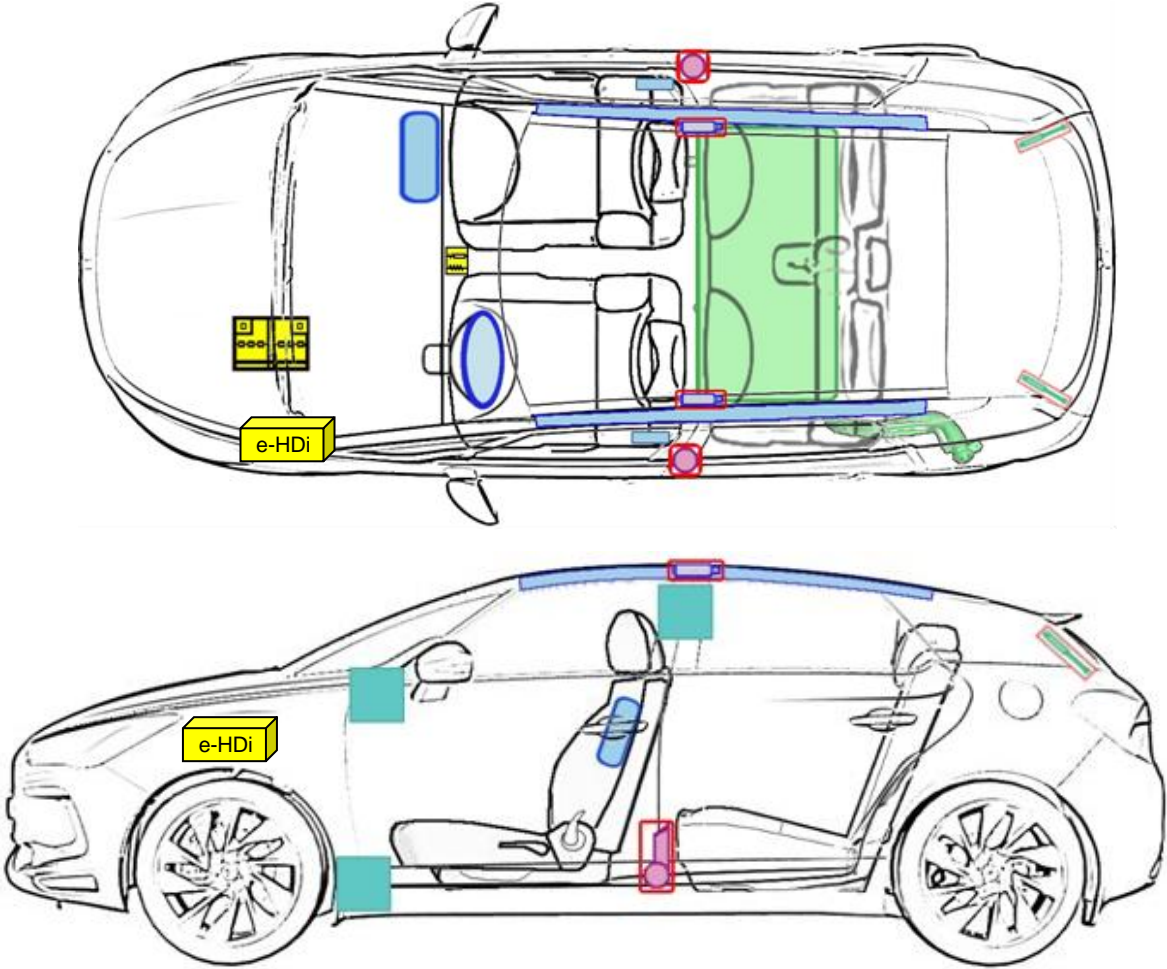


DS5

















(from 2012)



Note: The Rescue Sheet depicts a LHD vehicle (as allowed under the ISO 17840-1). All components (other than steering wheel and passenger airbag) are located in the same position in the Aust/NZ RHD model.



Legende

 <div>Airbag</div>	 <div>Structural reinforcements</div>	 <div>Battery</div>	 <div>Control Unit</div>
 <div>Pyrotechnical generator</div>	 <div>Seat belt tensioner</div>	 <div>Pyrotechnical Rollover protection</div>	 <div>Stfromilizer</div>
 <div>Gas tank</div>	 <div>Safety valve</div>	 <div>Fuel tank</div>	 <div>e-Booster</div>
 <div>Fuse box</div>	 <div>High Voltage Circuit</div>	 <div>High Voltage Battery</div>	 <div>High Voltage disconnection</div>