







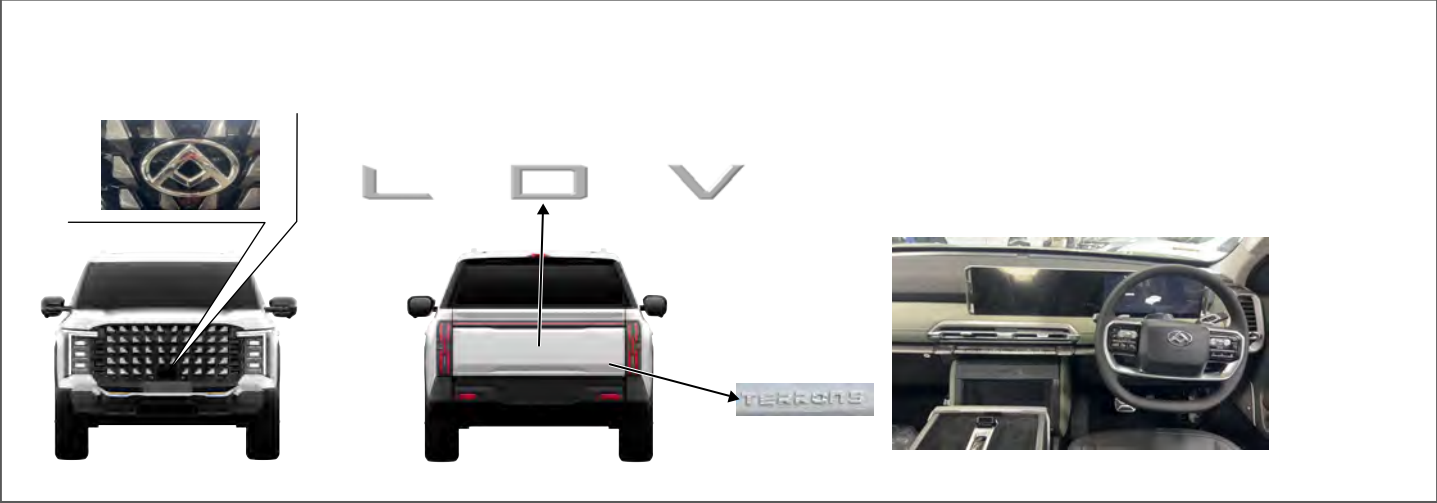
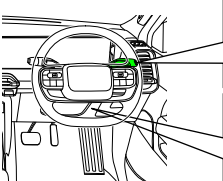
	Airbag		Stored gas inflator		Seat belt pretensioner		SRS control unit		Zone requiring special attention
	High strength zone		Fuel tank		Battery low voltage		Gas strut/Preloaded spring		
		ID No.		Version No.		Version date		Page	
		LSK-SKK1-ICE-E001		01		10/2024		1 of 4	



1. Identification / recognition



2. Immobilisation / stabilisation / lifting


Immobilisation / stabilisation



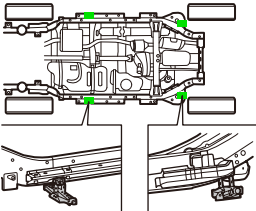
-  PUSH 1x
- 

- Secure the vehicle using P gear and parking brake
Just press the button once, P gear and parking brake work at the same time .
- Click the "power off "button .

Chock the Wheels




Lifting





■ Appropriate lift areas

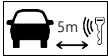
3. Disable direct hazards / safety regulations

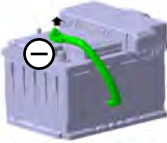
■ Main method



-  PUSH 1x
- 


• Just press the button once, The vehicle will be in P. • Click the "power off "button .


- 

- 

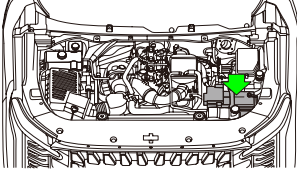
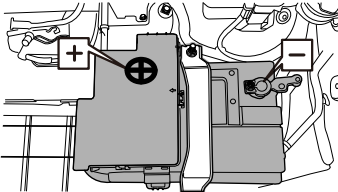
• Disconnect 12 Volt battery

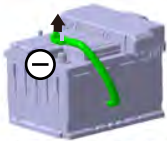
■ Access to 12V Battery



-  PULL 2x

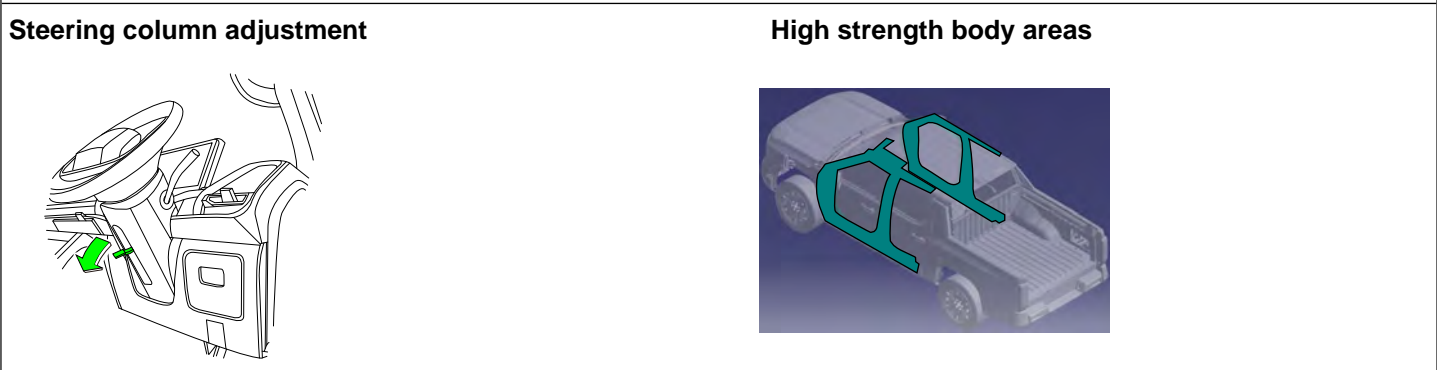
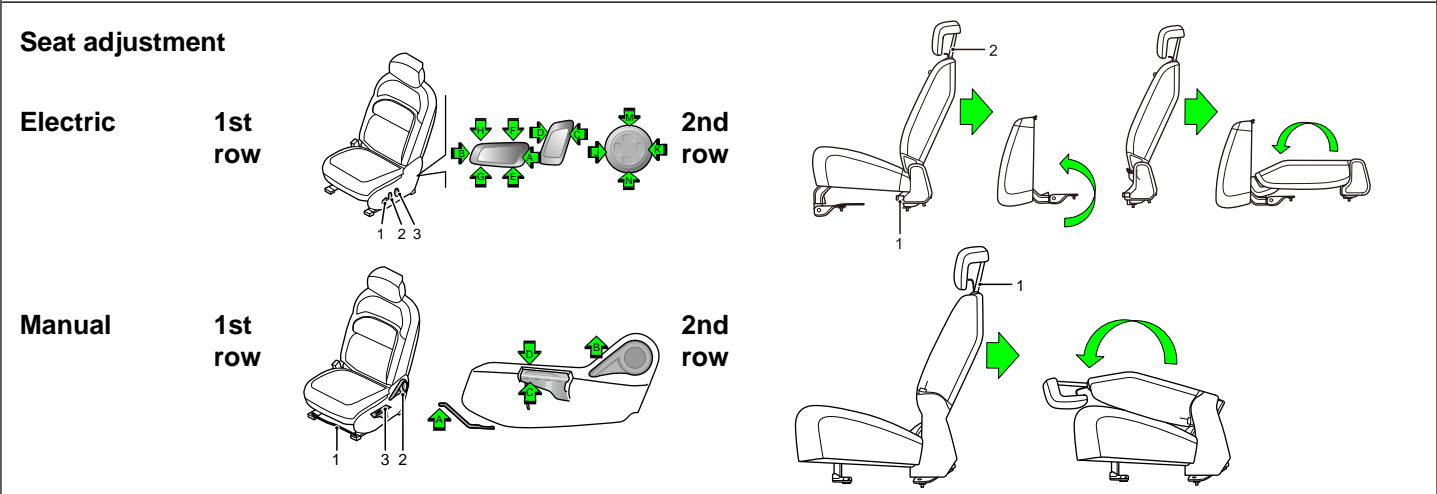
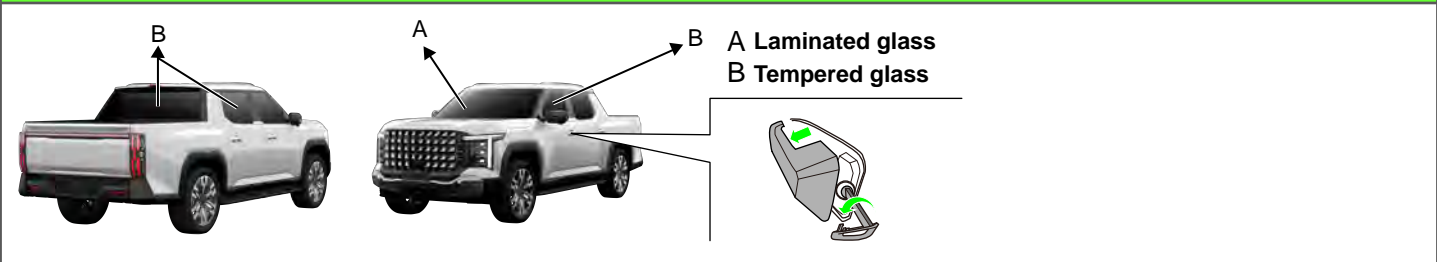
• Pull the opening handle of the bonnet lock

- 
- 




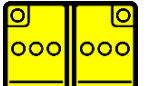






- 

• Disconnect 12 Volt battery

4.Access to the occupants



5. Stored energy / liquids / gases / solids

	 	80L
	  	12V
	 	R-134a 950g

6. In case of fire



USE LARGE AMOUNT OF WATER



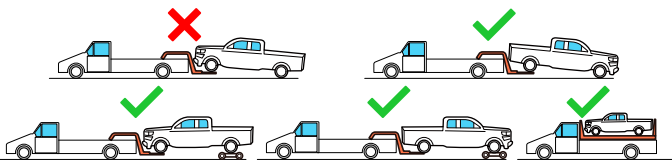
7. In case of submersion



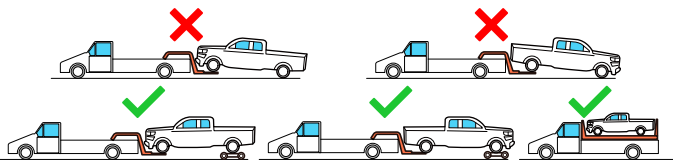
Work on the vehicle only after the vehicle has been pulled out of the water.

8. Towing / transportation / storage

On RWD models:



On AWD models:



9. Important additional information








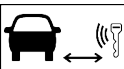






■ Centre airbag



■ Maxus Guideline for Rescue Services:

<https://www.Maxus.com>

10. Explanation of pictograms used

							
Flammable	Hazardous to the human health	Acute toxicity	Corrosives	Environmental hazard	Vehicle on fuel of liquid group 1	Right hand drive	
							
Remove smart key	Bonnet	Electric Vehicle	Air-conditioning component	Use water to extinguish the fire	General warning sign	Warning, Electricity	
	ID No.		Version No.		Version date		Page
	LSK-SKK1-ICE-E001		01		10/2024		4 of 4