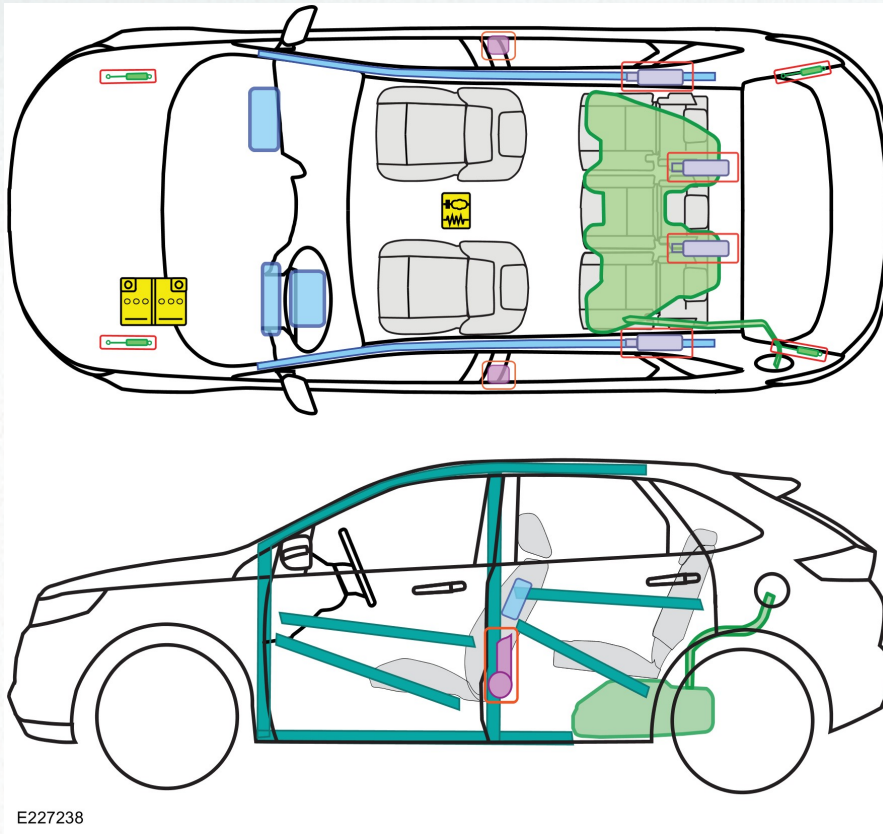


Note: The Rescue Sheet depicts a LHD vehicle (as allowed under the ISO 17840-1). All components (other than steering wheel and passenger airbag) are located in the same position in the Aust/NZ RHD model.

FORD **Edge** 5-Door SUV


10/2015 – >



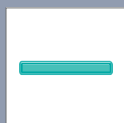
E227238

Legend

E



Airbag



Structural Reinforcements



Control unit



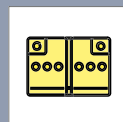
Pedestrian Protection System




Gas generator



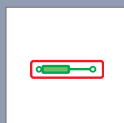
Active rollover protection



Battery



Seat belt tensioner



Gas filled spring device



Fuel tank

(Publication Date : 01/2016)

