

	Airbag		Battery low voltage		Battery pack, high-voltage		Cable cut
	Gas strut/ Preloaded spring		High strength zone		High voltage component		High voltage power cable
	Seat belt pretensioner		SRS control unit		Stored gas inflator		Zone requiring special attention



1. Identification / recognition



The electric motor is silent. The OK indicator light on the instrument cluster indicates that the current electric drive system is operational. Wear appropriate personal protective equipment.



("4.5s" and "AWD" only on AWD models)

2. Immobilisation / stabilisation / lifting

Immobilise the vehicle



Shift into "P"



Turn off the ignition

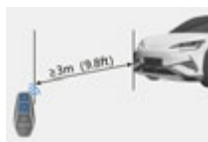
Stabilisation-lifting points



■ Stabilisation-lifting points
■ High-voltage battery

3. Disable direct hazards / safety regulations

Main disabling method



Alternative disabling method



Access to 12V battery



Do not touch, cut, or open high-voltage components and the high-voltage battery! Wear appropriate protective equipment!

In the event of an accident in which the airbags are deployed, the high-voltage system will be automatically deactivated. The high-voltage system is de-energised approximately 60 seconds after deactivation.



BYD SEALION 7

(5-door MPV, 2024-)



4. Access to the occupants

High-strength zone



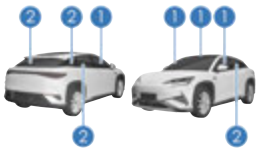
Seat adjustment



Steering column adjustment



Glass types



1 Laminated glass

2 Tempered glass

5. Stored energy / liquids / gases / solids

		12V
		550.4V
		R-1234yf: 1700g/1850g ± 10g R-134a: 1850g ± 10g



When there is coolant leakage, the battery pack may become unstable and there is risk of thermal runaway. The battery pack temperature must be checked with a thermal imaging camera.



6. In case of fire



Extinguish the fire using large amounts of water.



BATTERY RE-IGNITION!

7. In case of submersion

After removing the vehicle from the water, shut off the high-voltage system (see Chapter 3) and drain water out of the vehicle. Appropriate personal protective equipment must be worn during this procedure.




8. Towing / transportation / storage

Front hook location



Rear hook location



Store at a safe distance from other vehicles!



BATTERY RE-IGNITION!

9. Additional important information



Driver's seat has a far side airbag in addition to the side airbag.
Location of far side airbag is shown in the mark **9** on page 1.

10. Explanation of pictograms used

	Acute toxicity		Air-conditioning component
	Bonnet		Corrosives
	Explosive		Flammable
	General warning sign		Hazardous to the human health
	Remove smart key		Use thermal Infrared camera
	Use water to extinguish the fire		Warning, Electricity
	Warning; low temperature		