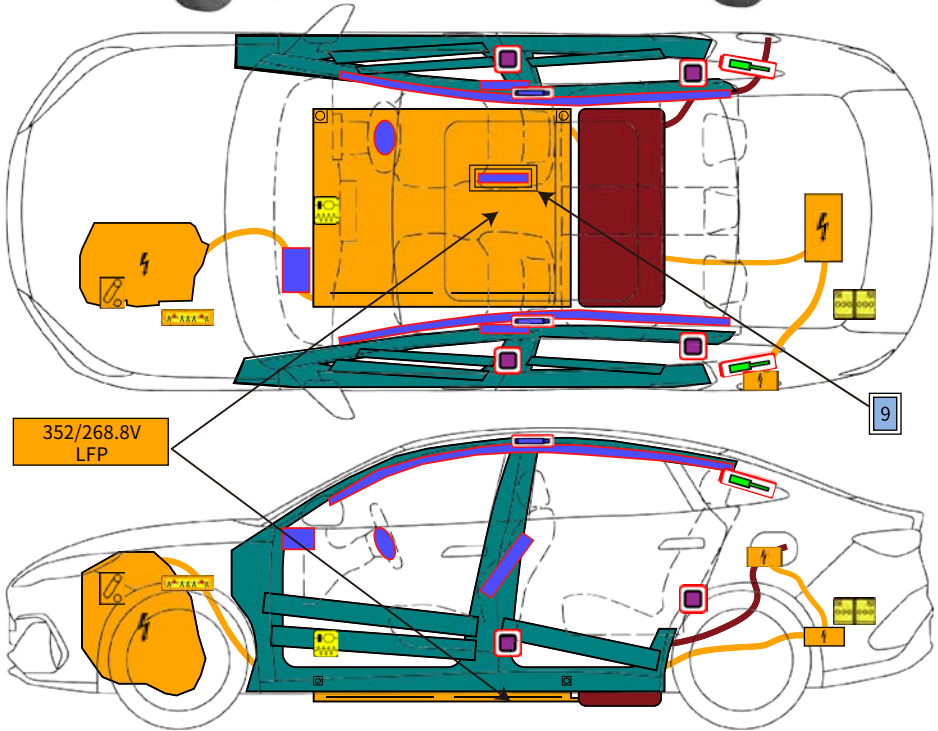




BYD SEAL 6 DM

(Sedan / 2025-)



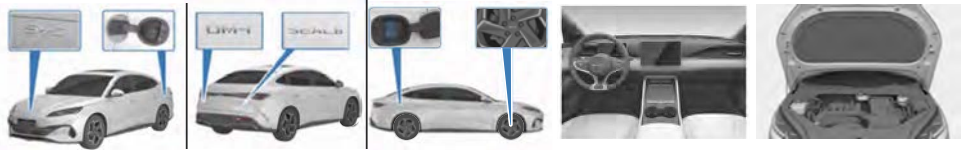
	Airbag		Battery low voltage		Battery pack, high-voltage
	Fuel tank content gasoline/ethanol		Gas strut / Preloaded spring		High strength zone
	High voltage component		High voltage device that disconnects high voltage		High voltage power cable
	Seat belt pretensioner		SRS control unit		Stored gas inflator
	Cable cut				



1. Identification / recognition



The electric motor is silent. The OK indicator light on the instrument cluster indicates that the current electric drive system is operational. Wear appropriate personal protective equipment.



2. Immobilisation / stabilisation/ lifting

Immobilise the vehicle



Shift into "P"



Turn off the ignition
(power meter "OFF")

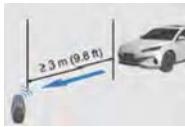

Stabilisation-lifting points



— Stabilisation-lifting points
— High voltage battery

3. Disable direct hazards / safety regulations

Main disabling method



Main disabling method



Do not touch, cut or open high-voltage components and high-voltage batteries ! Wear appropriate protective equipment!

In the event of an accident in which the airbags are deployed, the high-voltage system will be automatically deactivated. The high-voltage system is de-energised approximately 60 seconds after deactivation.



4. Access to the occupants

High-strength zone



Seat adjustment



Steering column adjustment



Glass types



- 1 Laminated glass
- 2 Tempered glass

5. Stored energy / liquids / gases / solids

		12.8V
		352/268.8V
		Fluorinated greenhouse gas HFC-1234yf 780g±10g
		65L

When there is coolant leakage, the battery pack may become unstable and there is risk of thermal runaway. The battery pack temperature must be checked with a thermal imaging camera.

6. In case of fire

Extinguish the fire using large amounts of water.

BATTERY RE-IGNITION!

7. In case of submersion

After removing the vehicle from the water, shut off the high voltage system (see Chapter 3) and let all water drain out. Appropriate personal protective equipment must be worn during this procedure.



8. Towing / transportation / storage

Front hook location




Store at safe distance from other vehicles!



BATTERY RE-IGNITION!

9. Additional important information



Driver's seat has a far side airbag in addition to the side airbag. Location of far side airbag is shown in the mark  on page 1.

10. Explanation of pictograms used

	Acute toxicity		Air-conditioning component
	Bonnet		Corrosives
	Explosive		Flammable
	General warning sign		Hazardous to the human health
	Remove smart key		Use thermal Infrared camera
	Use water to extinguish the fire		Warning, Electricity
	Warning; low temperature		Hybrid Vehicle
	Seat height adjustment		Seat adjustment, longitudinal
	Steering wheel, tilt control		