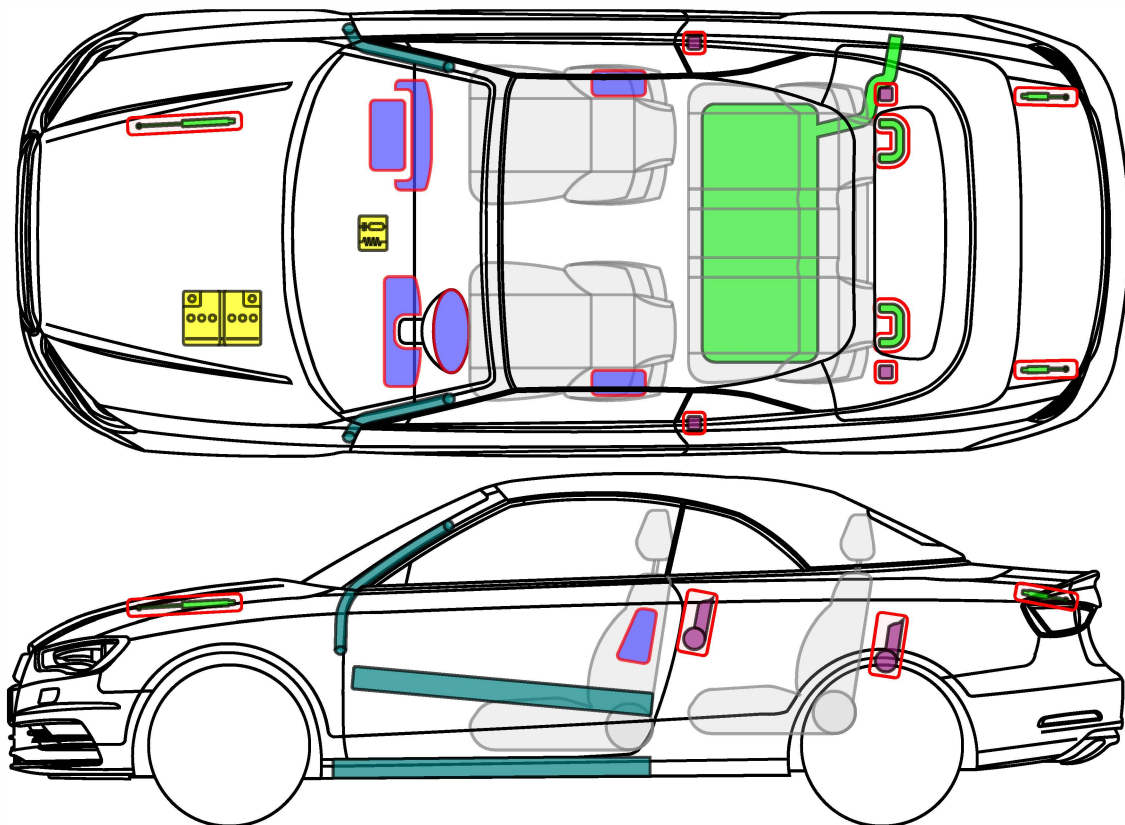













## ▶ Audi A3 / S3 Cabriolet

Note: The Rescue Sheet depicts a LHD vehicle (as allowed under the ISO 17840-1). All components (other than steering wheel and passenger airbag) are located in the same position in the Aust/NZ RHD model.

from 2013



### Legend

	Airbag		Reinforcement		SRS control unit
	Stored gas inflator		Automatic roll bar		12 V Battery
	Seatbelt pretensioner		Cylinder		Fuel tank

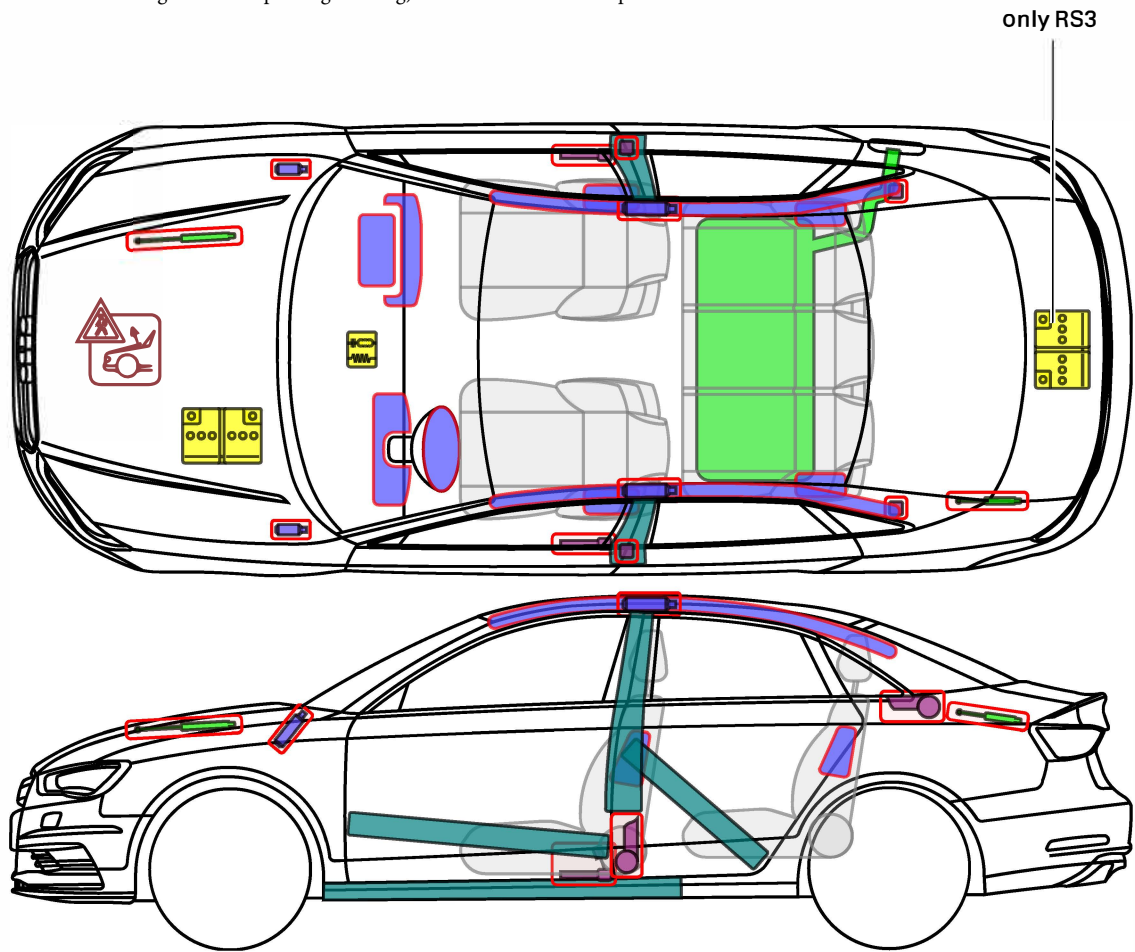
Dieses Dokument unterliegt dem Copyright der AUDI AG, Ingolstadt. Jede Vervielfältigung, Verbreitung, Speicherung, Übermittlung, Sendung und Wieder- bzw. Weitergabe der Inhalte ist ohne schriftliche Genehmigung der AUDI AG ausdrücklich untersagt.



▶ **Audi A3 / S3 / RS3 Limousine**

Note: The Rescue Sheet depicts a LHD vehicle (as allowed under the ISO 17840-1). All components (other than steering wheel and passenger airbag) are located in the same position in the Aust/NZ RHD model.

from 2013



**Legend**

	Airbag		Reinforcement		SRS control unit		Pedestrian protection system
	Stored gas inflator		Automatic roll bar		12 V Battery		
	Seatbelt pretensioner		Cylinder		Fuel tank		

This document is a subject to the copyright of AUDI AG, Ingolstadt. Any duplication, distribution, storage, communication, broadcast and reproduction or transmission of the contents without written approval from AUDI AG is prohibited.

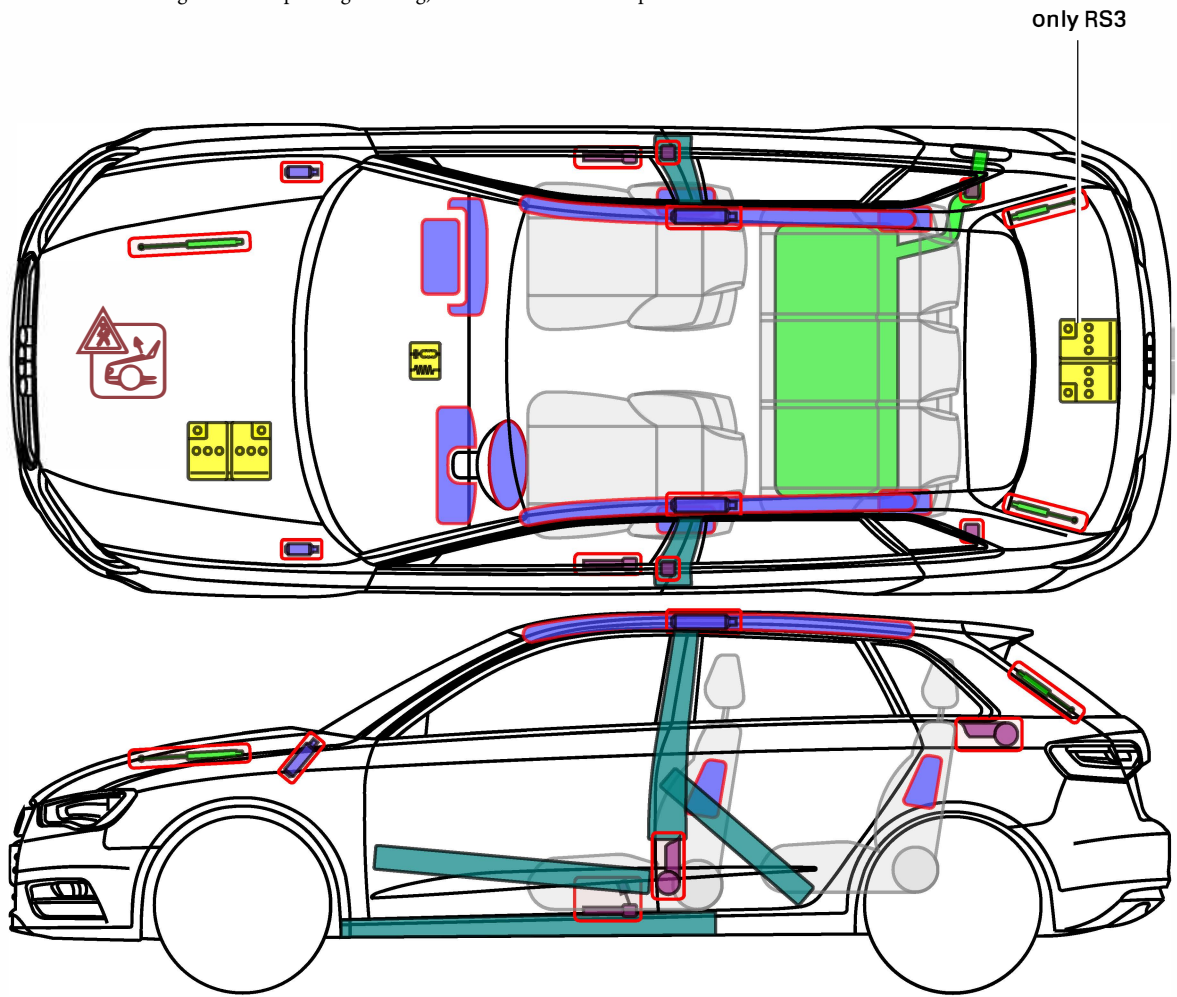








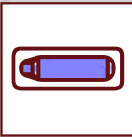

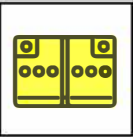



▶ **Audi A3 / S3 / RS3 Sportback**

Note: The Rescue Sheet depicts a LHD vehicle (as allowed under the ISO 17840-1). All components (other than steering wheel and passenger airbag) are located in the same position in the Aust/NZ RHD model.

from 2012



**Legend**

	Airbag		Reinforcement		SRS control unit		Pedestrian protection system
	Stored gas inflator		Automatic roll bar		12 V Battery		
	Seatbelt pretensioner		Cylinder		Fuel tank		

This document is a subject to the copyright of AUDI AG, Ingolstadt. Any duplication, distribution, storage, communication, broadcast and reproduction or transmission of the contents without written approval from AUDI AG is prohibited.

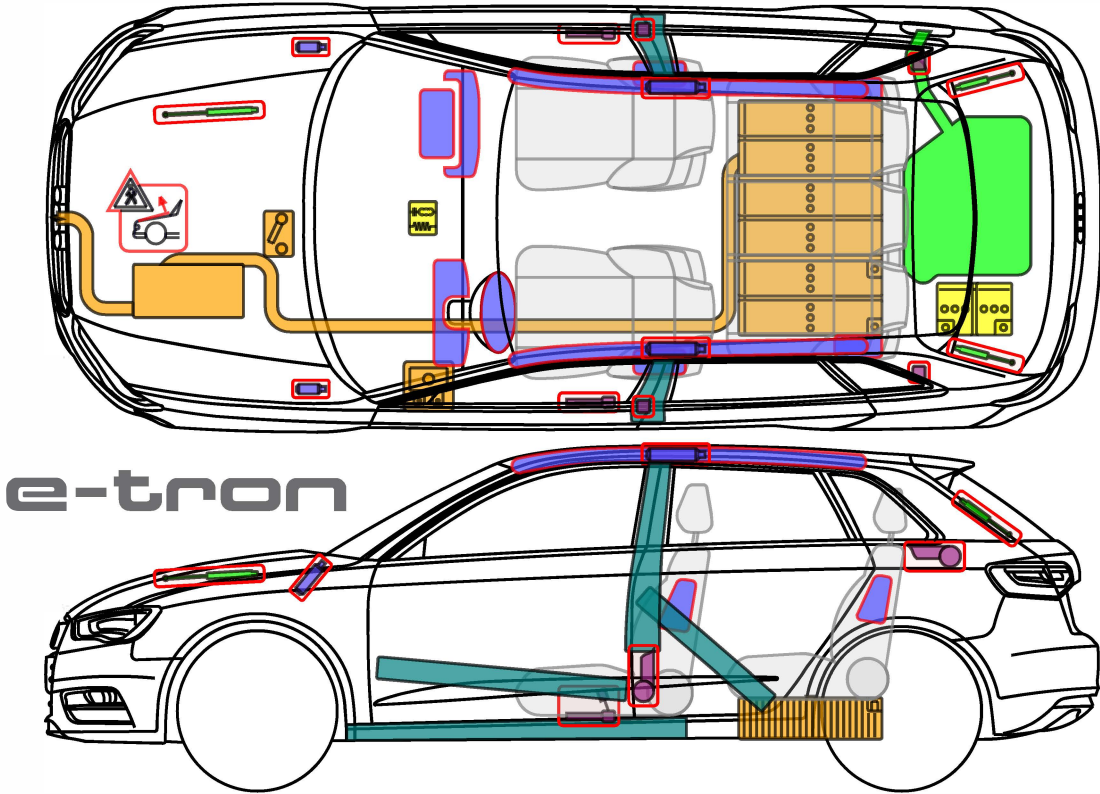







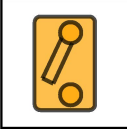

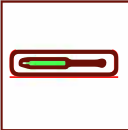


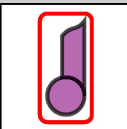

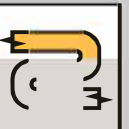

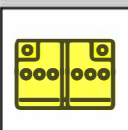

## ▶ Audi A3 Sportback e-tron

Note: The Rescue Sheet depicts a LHD vehicle (as allowed under the ISO 17840-1). All components (other than steering wheel and passenger airbag) are located in the same position in the Aust/NZ RHD model.

from 2014



### Legend

	Airbag		Automatic roll bar		Fuel tank		High voltage emergency disconnect
	Stored gas inflator		Cylinder		High voltage battery		Pedestrian protection system
	Seatbelt pretensioner		SRS control unit		High voltage cable/component		
	Reinforcement		12 V Battery		Fusebox		

Dieses Dokument unterliegt dem Copyright der AUDI AG, Ingolstadt. Jede Vervielfältigung, Verbreitung, Speicherung, Übermittlung, Sendung und Wieder- bzw. Weitergabe der Inhalte ist ohne schriftliche Genehmigung der AUDI AG ausdrücklich untersagt.



# ▶ Audi A3 Sportback e-tron

from 2014

## Characteristic features

The A3 e-tron can be identified by the e-tron logo, the orange cables (e. g. in engine compartment) and the charging socket.



**e-tron**

## Vehicle immobilization

1. Gear lever in position park „P”
2. Apply parking brake



## Switch off ignition

Press START-ENGINE-STOP button **without** depressing brake pedal.



**⚠ Warning: When pressing the START-ENGINE-STOP button and depressing the brake pedal at the same time, the engine will start!**






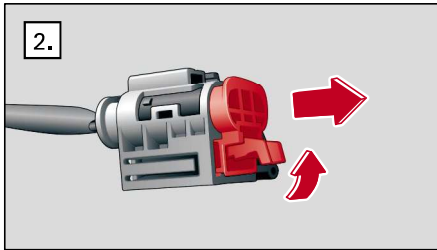
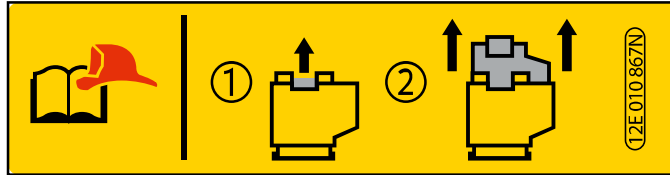

# ▶ Audi A3 Sportback e-tron

from 2014

## Deactivation of High Voltage System


### Alternative 1 – Engine compartment accessible

1. Localize emergency disconnect
2. Open safety disconnect

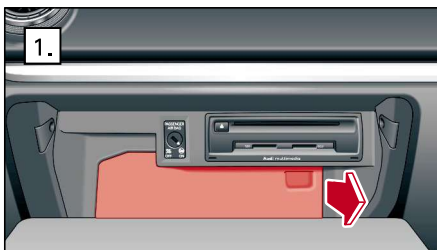


### Alternative 2 – Emergency disconnect fuse in passenger compartment

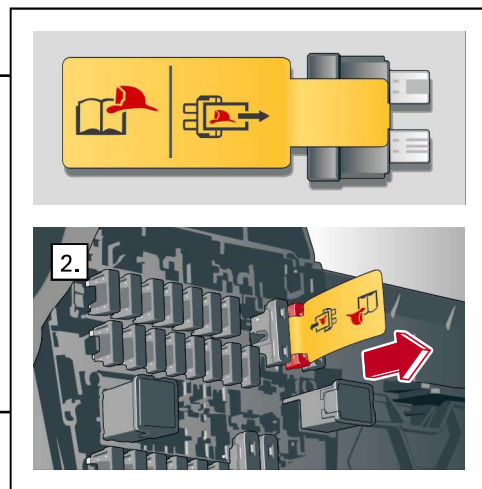
1. Identify emergency fuse
2. Disconnect emergency fuse



Fuse box – **left-hand drive** (steering wheel left)



Fuse box in glove compartment **right-hand drive** (steering wheel right)



A3 Sportback e-tron



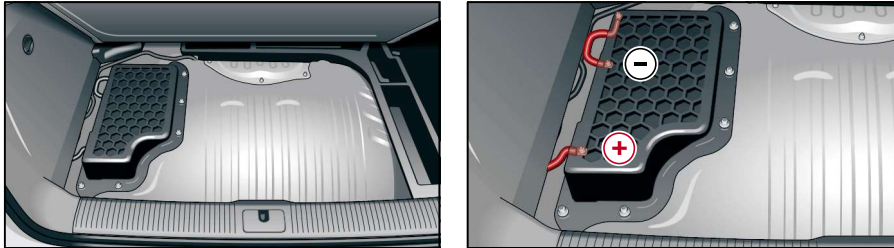


## ▶ Audi A3 Sportback e-tron

from 2014

### Disconnect 12 V battery

The 12 V battery is located in the luggage compartment below the luggage compartment floor. The cables of both terminals are fed out directly through the plastic cover.



### Disconnect charging cable

Vehicle connected to charging station:

1. Unlock vehicle via remote control or central locking switch
2. Disconnect charging cable

If required, follow further steps of this rescue data sheet

