

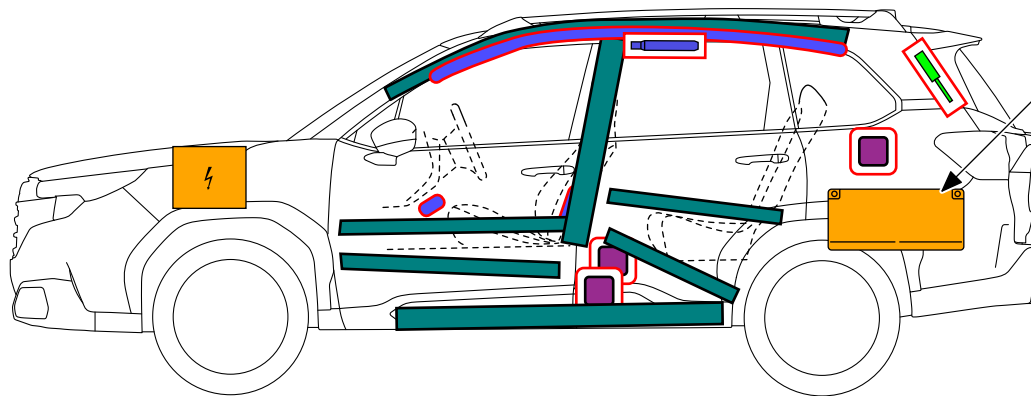
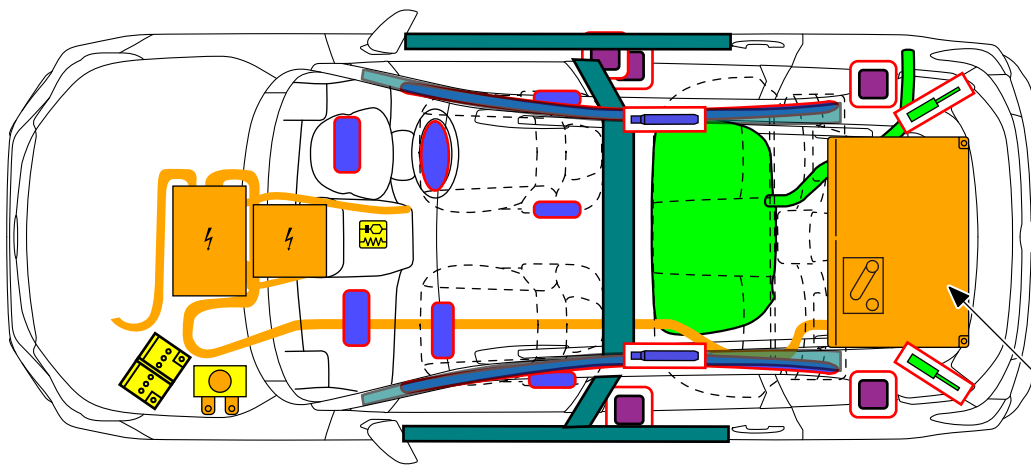



**SUBARU**

**SUBARU Forester HYBRID**

5 door SUV

CY:2025-






259 V  
Li-ion

	Airbag		Stored gas inflator		Seat belt pretensioner		SRS control unit		
	Battery low voltage		Gas strut / Preloaded spring		Fuel tank		High strength zone		Zone requiring special attention
	Battery pack, high-voltage		High voltage power cable		High voltage device that disconnects high voltage		Fuse box disabling high voltage		High voltage component
ID No.			Version No.		Version date		Page		
JF2-T8440AE			03		03 / 2026		1 / 4		

# 1. Identification / Recognition

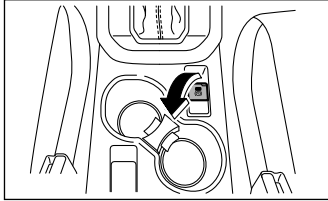
## Location of vehicle badges



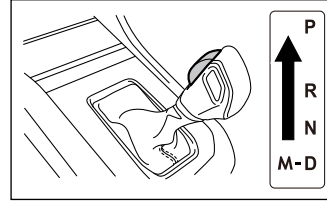
Never assume the e-BOXER is shut off simply because it is silent.

# 2. Immobilisation / Stabilisation / Lifting

## Completely immobilize the vehicle



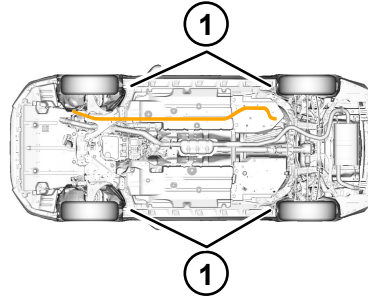
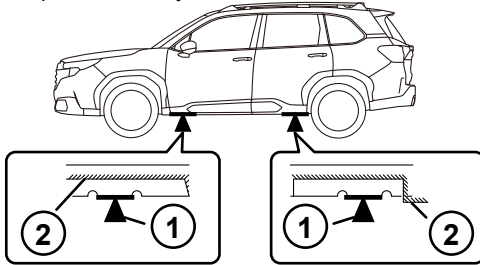
1. Chock wheels and set the parking brake.



2. Shift the select lever to the Park position.

## Stabilisation-lifting point

Crib at 4 points directly under the front and side sills.



- 1 Cribbing Points
- 2 Side Sill Garnish
- High Voltage



Do not place cribbing under the orange colored power cables, exhaust system, or fuel system.

# 3. Disable direct hazards / Safety regulations

## If any of the following systems are required to be operated, operate them BEFORE disconnecting the battery.


- Power door lock
- Power window
- Rear gate opener
- Electric parking brake
- Power seat controls



Once the 12 Volt auxiliary battery is disconnected, power controls will not operate.

### 1. High-voltage circuit cutoff and 12V circuit cutoff procedure

<Turn the ignition switch to OFF> : Keep off the high voltage circuit and 12V system circuit.

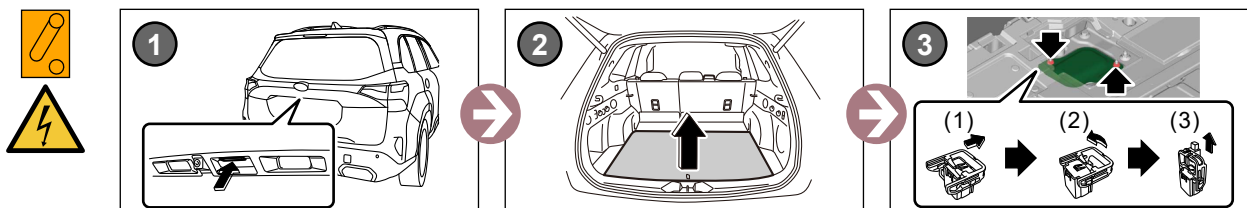


### 2A. High voltage circuit interruption

<Remove the service plug>



- If cannot cut off the high-voltage circuit, do not touch, disconnect, or open the high-voltage components and high-voltage battery.
- To prevent injury wear personal protective equipment suitable for organic solvents including SCBA.



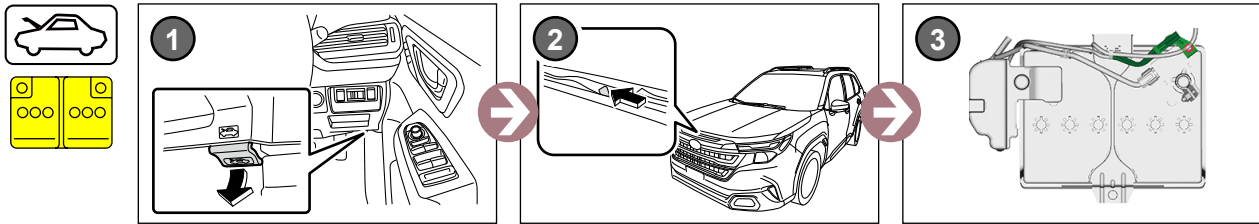
In case of a collision with airbag deployment and/or seat belt pretensioner activation, the propulsion system will be disabled. The restraint systems are still active.

## 2B. <Alternative>12V circuit interruption

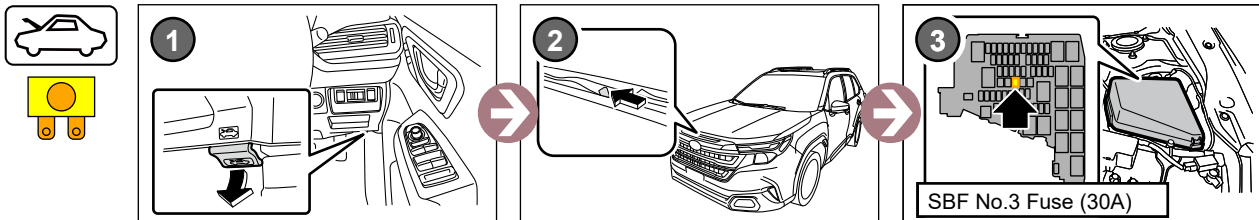


If the ground terminal of the 12V battery cannot be removed, the 12V circuit cannot be disabled.  
Be careful when working, as the SRS Airbag System may suddenly deploy due to a short circuit or if force is applied to the wiring harness, which may result in serious injury.

<Disconnect the ground terminal from battery sensor>

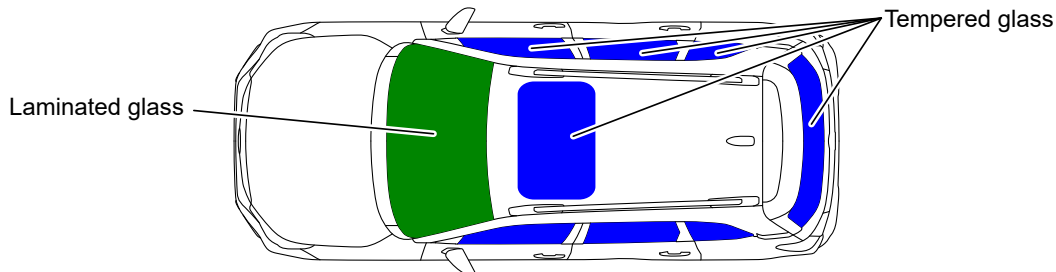


<Alternatively, remove the FUSE>



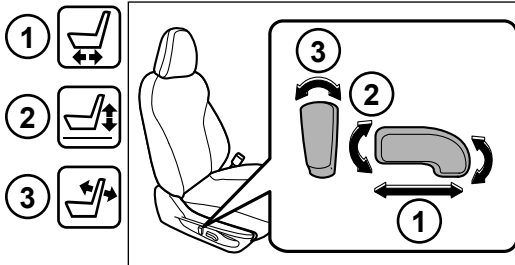
## 4. Access to the occupants

### ■ Window Glass

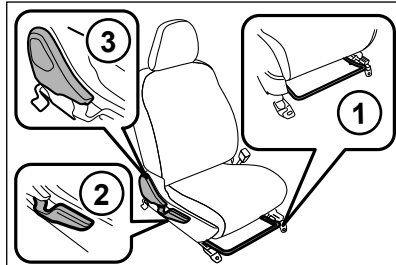


### ■ Seat adjustment

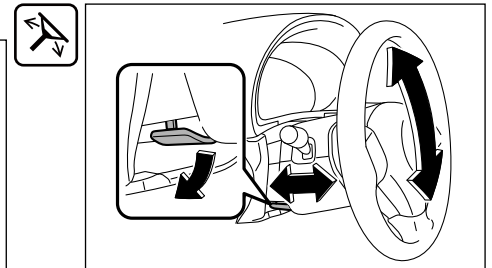
<Electric>




<Manual>



### ■ Steering Column adjustment

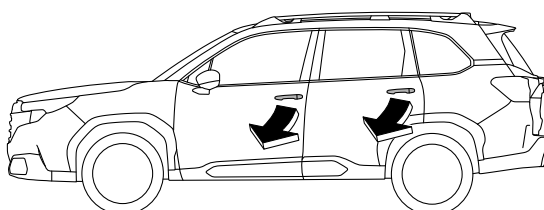


### ■ High strength steel in Body

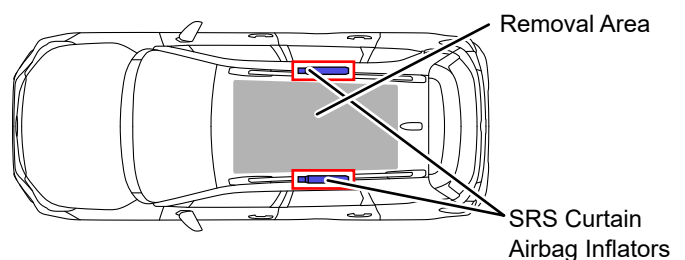


- 270 Mpa (2,753 kgf /cm<sup>2</sup>, 39,150 psi)
- 340 to 440 Mpa (3,467 to 4,487 kgf /cm<sup>2</sup>, 49,299 to 63,799 psi)
- 590 Mpa (6,016 kgf /cm<sup>2</sup>, 85,549 psi)
- 980 MPa (9,993 kgf /cm<sup>2</sup>, 140,299 psi)
- 1,500 Mpa (15,295 kgf /cm<sup>2</sup>, 217,498 psi)

### ■ Door Latches











### ■ Roof Removal Area



ID No.	Version No.	Version date	Page
JF2-T8440AE	03	03 / 2026	3 / 4

## 5. Stored energy / Liquids / Gases / Solids

	Li-ion : 259 V	
	12 V	
	63 L	
	HFO-1234yf : 0.450 kg (0.99 lb)	

## 6. In case of fire



**USE COPIOUS AMOUNTS OF WATER**

If it is difficult to apply copious amounts of water to the high voltage battery, it is recommended to allow the high voltage battery to burn itself out.



**RE-IGNITION POSSIBLE !**

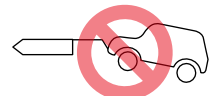
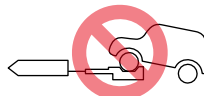
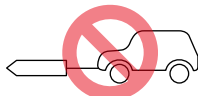
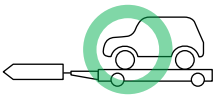


## 7. In case of submersion



Do not touch the service disconnect plug, high voltage parts and wiring to prevent electric shock when the vehicle is submerged. Please shut off the hybrid system after completely pulling the vehicle out of the water.


## 8. Towing / Transportation / Storage



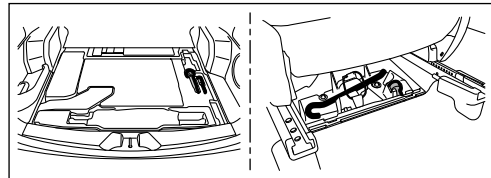
**RE-IGNITION POSSIBLE !**

Store the vehicle at a safe distance from other vehicles.

Location Rear Hook

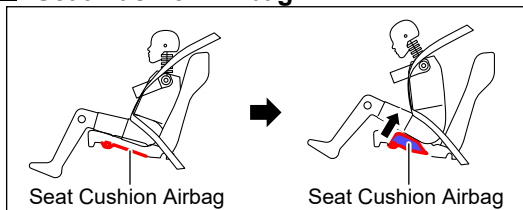


Location Tools





















## 9. Important additional information

### ■ Seat Cushion Airbag



## 10. Explanation of pictograms used

	Hybrid Electric Vehicle on fuel of liquid group 2		Air-conditioning component		Bonnet
	Steering wheel, tilt control		Seat height adjustment		Seat adjustment, seat back recline
	Seat adjustment, longitudinal		General warning sign		Warning, Electricity
	Remove smart key		Use thermal Infrared camera		Flammable
	Gases under pressure		Explosive		Acute toxicity
	Corrosives		Hazardous to the human health		Lifting point; central support

ID No.

JF2-T8440AE

Version No.

03

Version date

03 / 2026

Page

4 / 4