


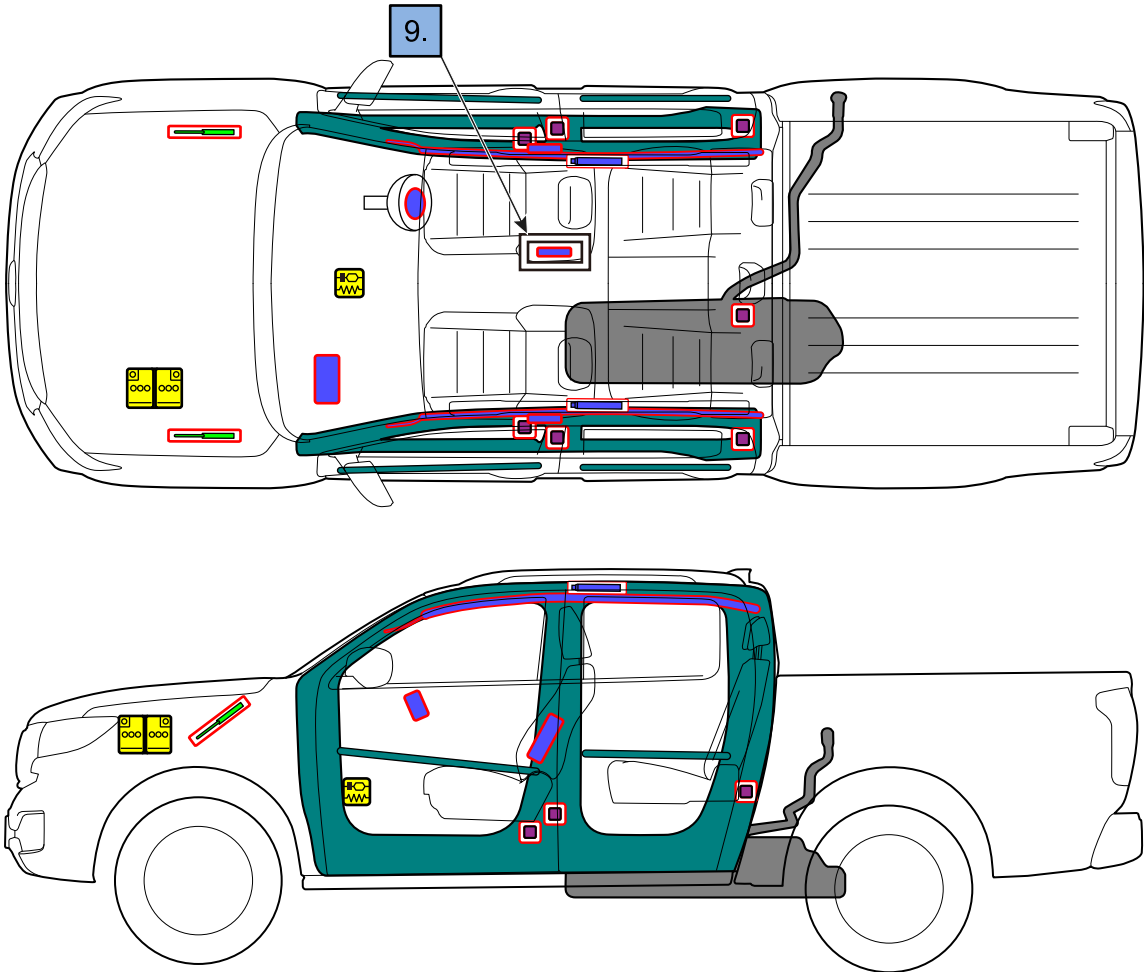




























	<div>GWM Ute Cannon</div> <div>Pickup Double Cab</div> <div>From 2025</div>																										
																											
																											
<div>Legend</div> <table><tr><td></td><td>Airbag</td><td></td><td>Airbag inflator/ stored gas inflator</td><td></td><td>Seat belt preten- sioner</td><td></td><td>SRS control unit</td></tr><tr><td></td><td>Gas strut, preloaded spring</td><td></td><td>High strength zone</td><td></td><td>Zone requiring special attention</td><td></td><td>Battery, low-voltage</td></tr><tr><td></td><td>Fuel tank content diesel</td><td></td><td></td><td></td><td></td><td></td><td></td></tr></table>					Airbag		Airbag inflator/ stored gas inflator		Seat belt preten- sioner		SRS control unit		Gas strut, preloaded spring		High strength zone		Zone requiring special attention		Battery, low-voltage		Fuel tank content diesel						
	Airbag		Airbag inflator/ stored gas inflator		Seat belt preten- sioner		SRS control unit																				
	Gas strut, preloaded spring		High strength zone		Zone requiring special attention		Battery, low-voltage																				
	Fuel tank content diesel																										
<div>This overview shows the maximum range of equipment of the vehicle.</div> <table><tr><td><div>ID No.</div><div>LGW-GWM P3012G-1-2</div></td><td><div>Version No.</div><div>V1</div></td><td><div>Page No.</div><div>1/4</div></td></tr></table>				<div>ID No.</div> <div>LGW-GWM P3012G-1-2</div>	<div>Version No.</div> <div>V1</div>	<div>Page No.</div> <div>1/4</div>																					
<div>ID No.</div> <div>LGW-GWM P3012G-1-2</div>	<div>Version No.</div> <div>V1</div>	<div>Page No.</div> <div>1/4</div>																									

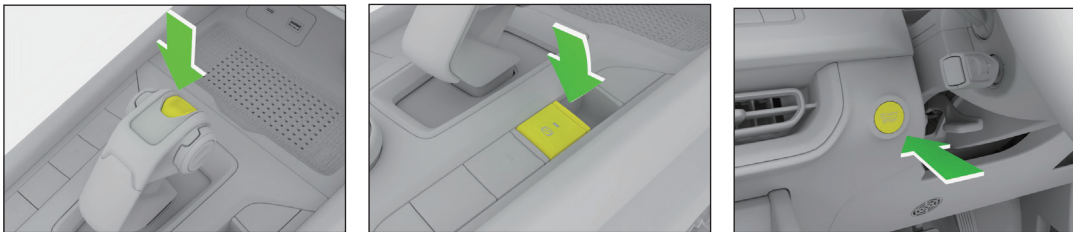
	GWM Ute Cannon Pickup Double Cab From 2025		
---	---	---	--

1. Identification / recognition



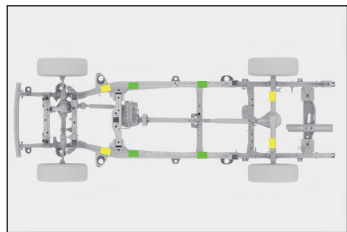
2. Immobilisation / stabilisation / lifting



Immobilize vehicle



- Press the P button to engage the parking gear (P).
- Pull up the EPB switch , ensure the vehicle is stationary.
- Shut power off .

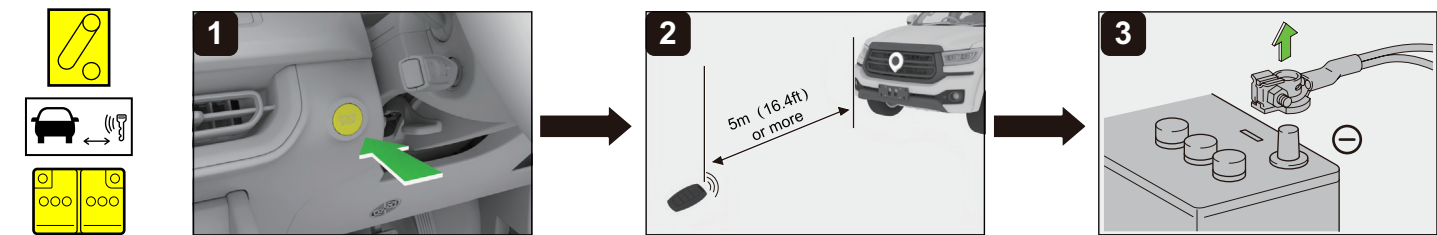
Stabilisation-lifting points



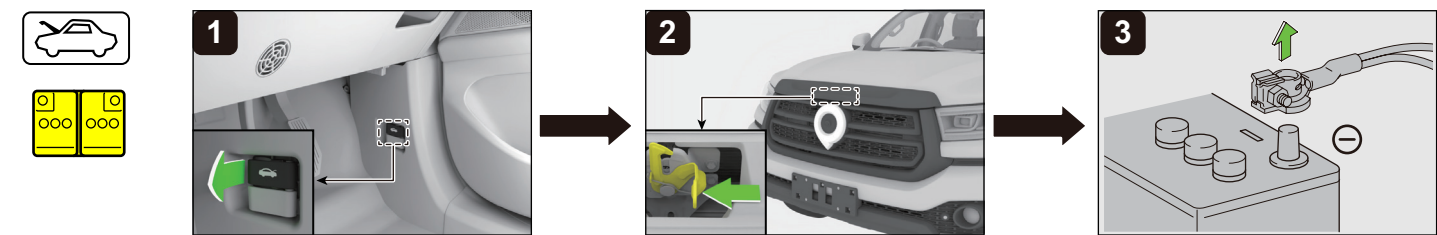
-  Jacking points
-  Support position

3. Disable direct hazards / safety regulations

Disabling method


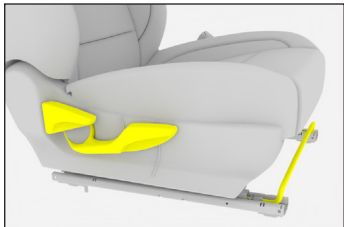
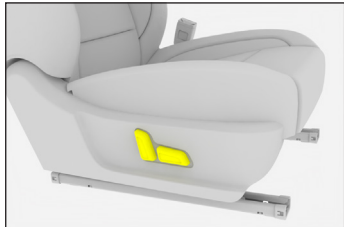
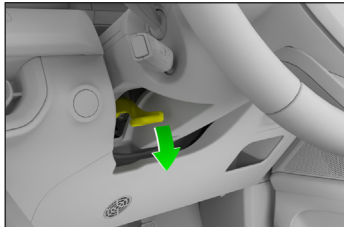


Access to 12V battery





	GWM Ute Cannon Pickup Double Cab From 2025		
---	---	---	--

4. Access to the occupants

High strength steel in body	Seat adjustment	Steering column adjustment	
			

WHEN THE 12 V BATTERY IS DISCONNECTED, ELECTRICAL COMPONENTS CANNOT BE OPERATED.

Glass types

	
--	--

5. Stored energy / liquids / gases / solids

		12 V
		78 ±3 L
		HFC-134a 480±10 g / 550±10 g

6. In case of fire



 USE LARGE AMOUNTS OF WATER	
---	--

7. In case of submersion

Proper personal protective equipment should be worn when handling any flooded vehicle. Pull the vehicle out of water as much as possible, immobilize the vehicle and disable the vehicle before starting any operation (refer to chapter 3).


Tilt the vehicle to one side to allow water to drain out of the vehicle.

This overview shows the maximum range of equipment of the vehicle.	ID No.	Version No.	Page No.
	LGW-GWM P3012G-1-2	V1	3/4


	GWM Ute Cannon Pickup Double Cab From 2025		
---	---	---	--

8. Towing / transportation / storage

Location front hook



Location rear hook





STORE AT SAFE DISTANCE FROM OTHER VEHICLES!

9. Important additional information




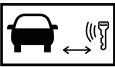








Driver's seat has a far side airbag in addition to the side airbag. Location of far side airbag is shown in the mark

9.

 on page 1.

10. Explanation of pictograms used

Pictogram	Designation	Pictogram	Designation	Pictogram	Designation
	Device to shut down power in vehicle		Flammable		Hazardous to the human health
	Remove smart key		Explosive		Use water to extinguish the fire
	Bonnet		Corrosives		Air-conditioning component
	General warning sign				