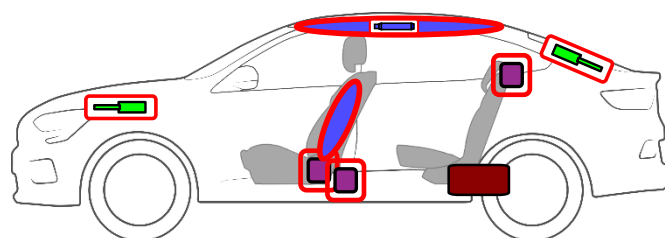
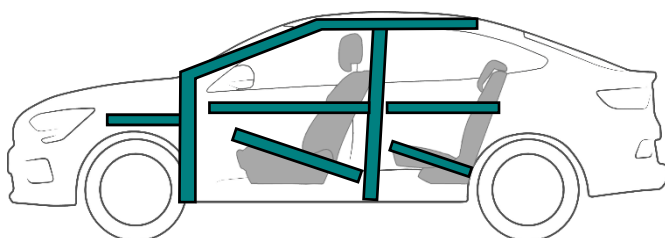
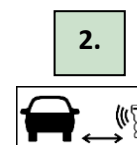
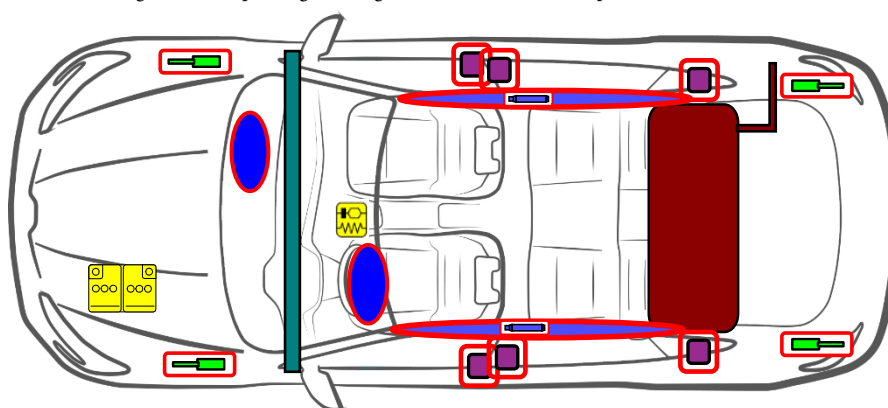




Note: The Rescue Sheet depicts a LHD vehicle (as allowed under the ISO 17840-1). All components (other than steering wheel and passenger airbag) are located in the same position in the Aust/NZ RHD model.




	Airbag		Stored gas inflator		Seat belt pretensioner		SRS control unit		Pedestrian protection active system
	Automatic rollover protection system		Gas strut / Preloaded spring		High strength zone		Zone requiring special attention		
	Battery low voltage		Ultra-capacitor, low-voltage		Fuel tank		Gas tank		Safety valve
	Battery pack, high-voltage		High voltage power cable		High voltage device that disconnects high voltage		Fuse box disabling high voltage		High voltage ultra-capacitor

1. Identification / recognition



2. Immobilisation / stabilisation / lifting

Immobilisation




Engine shutdown



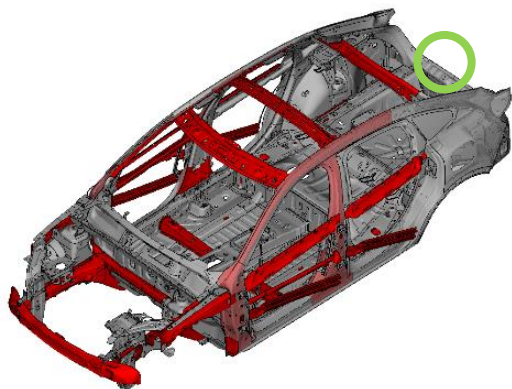
3. Disable direct hazards / safety regulations

12 Volts Battery




4. Access to the occupants

HARDENED STEEL



TRUNK OPENING FROM THE INSIDE




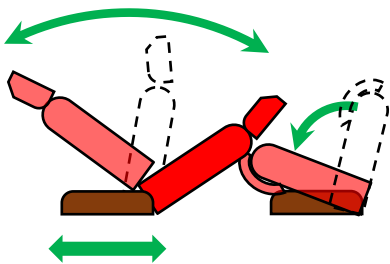
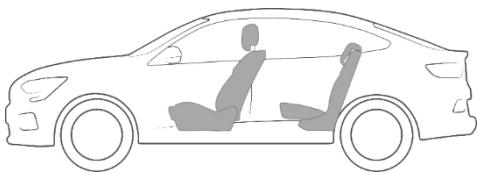
Internal manual opening button

STEERING COLOMNN

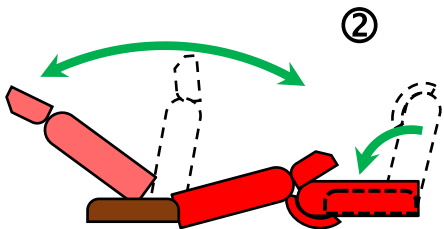
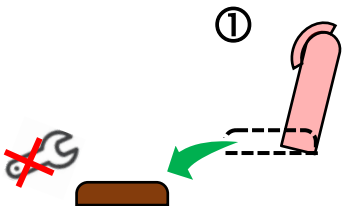


Hollow and breakable with tools

POSSIBLE MOVEMENT OF SEATS




or








5. Stored energy / liquids / gases / solids

	55 l	  
---	------	--

8. Towing / transportation / storage



10. Explanation of pictograms used

	Vehicle on fuel of liquid group 2				Remove smart key
	Flammable		Hazardous to the human health		Environmental hazard