

GWM CANNON ALPHA



APPLIES TO
All variants

BUILT FROM
April 2024

RATING CRITERIA
2023-2025

VEHICLE TYPE
Utility

ON SALE FROM
June 2024

RATING EXPIRES
December 2031

ENGINE / MOTOR TYPES
Diesel + Hybrid + PHEV

MODEL SERIES
P05

AIRBAGS
Dual frontal, side chest,
side head, centre



ANCAP
SAFETY

TESTED
2024



The GWM Cannon Alpha was introduced in Australia and New Zealand in June 2024. This ANCAP safety rating applies to diesel, hybrid, and plug-in hybrid variants.

Dual frontal, side chest-protecting and side head-protecting airbags are standard. A centre airbag which provides added protection to front seat occupants in side impact crashes is also standard.

Autonomous emergency braking (Car-to-Car, Vulnerable Road User, Junction, Crossing, Backover and Head-On) as well as a lane support system with lane keep assist (LKA), lane departure warning (LDW) and emergency lane keeping (ELK), and an advanced speed assistance system (SAS) with a speed sign recognition system are standard on all variants.

SAFETY NOTE

Installation of child restraints in the centre seating position of the second row is not recommended as there is no top tether anchorage.

ASSESSMENT SCORES



Adult Occupant Protection

84%

33.98 out of 40



Child Occupant Protection

93%

46.00 out of 49



Vulnerable Road User Protection

82%

51.99 out of 63



Safety Assist

81%

14.74 out of 18

RATING APPLICABILITY*

VARIANT	BODY TYPE	ENGINE / POWERTRAIN	DRIVETRAIN	AUS	NZ
GWM Cannon Alpha Lux	Dual Cab Utility	2.4L diesel	4WD	✓	✓
GWM Cannon Alpha Ultra	Dual Cab Utility	2.4L diesel	4WD	✓	✓
GWM Cannon Alpha Ultra ♦	Dual Cab Utility	2.0L petrol hybrid	4WD	✓	✓
GWM Cannon Alpha Lux	Dual Cab Utility	2.0 litre petrol PHEV	4WD	✓	✓
GWM Cannon Alpha Ultra	Dual Cab Utility	2.0 litre petrol PHEV	4WD	✓	✓

* Correct at time of publication. Subject to change. Check with manufacturer.



Adult Occupant Protection

84%
33.98 out of 40

FRONTAL OFFSET (MPDB)*
3.74 points out of 8

FULL WIDTH FRONTAL*
7.09 points out of 8

SIDE IMPACT*
6.00 points out of 6

OBLIQUE POLE*
5.76 points out of 6

WHIPLASH PROTECTION
3.39 points out of 4

FAR SIDE IMPACT
4.00 points out of 4

RESCUE & EXTRICATION
4.00 points out of 4

* Scaled scores. Total test scored out of 16.00 points.

The passenger compartment of the GWM Cannon Alpha remained stable in the **frontal offset (MPDB)** test. Protection of the driver chest was ADEQUATE, with GOOD protection offered to all other body regions of the driver. Protection was GOOD for all body regions of the front passenger.

The front structure of the GWM Cannon Alpha presented a higher risk to occupants of an oncoming vehicle in the MPDB test (which evaluates vehicle-to-vehicle compatibility), and a 8.00 point penalty (out of 8.00 points) was applied.

In the **full width frontal** test, chest protection of the driver dummy was ADEQUATE and GOOD for all other critical body regions. Protection of the rear passenger neck was ADEQUATE while protection of the chest was rated MARGINAL. GOOD protection was offered for all other critical body regions of the rear passenger.

In the **side impact** test, GOOD protection was offered to all critical body regions for the driver and full points were scored.

In the **oblique pole** test, chest protection for the driver was ADEQUATE, with GOOD protection recorded for all other critical body areas.

The GWM Cannon Alpha is equipped with a centre airbag to protect against occupant-to-occupant interaction in side impacts and it provided GOOD protection for the head of both front seat occupants. Prevention of excursion (movement towards the other side of the vehicle) in the **far side impact** tests was assessed as GOOD for the vehicle-to-vehicle impact scenario, and ADEQUATE in the vehicle-to-pole scenario.

A Rescue Sheet, providing information for first responders in the event of a crash is available, and a multi-collision braking system is fitted. It was demonstrated that, if the car entered water, the doors of the GWM Cannon Alpha would remain functional for the minimum required time period and an escape hammer is provided to allow egress via the windows.

FRONTAL OFFSET (MPDB) TEST - 50km/h



	DRIVER	FRONT PASSENGER
Head / Neck	4.00 pts	4.00 pts
Chest	3.48 pts	4.00 pts
Upper Legs	4.00 pts	4.00 pts
Lower Legs	4.00 pts	4.00 pts
Deductions	Nil	Nil



COMPATIBILITY	
Deductions	-8.00 pts

FULL WIDTH FRONTAL TEST - 50km/h



	DRIVER	REAR PASSENGER
Head	4.00 pts	4.00 pts
Neck	4.00 pts	3.79 pts
Chest	2.73 pts	1.85 pts
Upper Legs	4.00 pts	4.00 pts
Deductions	Nil	Nil

SIDE IMPACT TEST - 60km/h



	DRIVER
Head	4.00 pts
Chest	4.00 pts
Abdomen	4.00 pts
Pelvis	4.00 pts
Deductions	Nil

OBLIQUE POLE TEST - 32km/h




	DRIVER
Head	4.00 pts
Chest	3.35 pts
Abdomen	4.00 pts
Pelvis	4.00 pts
Deductions	Nil



Adult Occupant Protection

84%
33.98 out of 40

FAR SIDE IMPACT TESTS - 60km/h and 32km/h



SIDE IMPACT (60km/h)	DRIVER
Head	4.00 pts
Neck	4.00 pts
Chest & Abdomen	4.00 pts
Pelvis	No penalty



OBLIQUE POLE (32km/h)	DRIVER
Head	4.00 pts
Neck	4.00 pts
Chest & Abdomen	4.00 pts
Pelvis	No penalty



OCCUPANT-TO-OCCUPANT	
Head Contact	No penalty

WHIPLASH PROTECTION TESTS



	DRIVER / FRONT PASSENGER	REAR PASSENGER
Rear Impact	2.39 pts	1.00 pts

RESCUE & EXTRICATION



Rescue Sheet	●	No penalty
Door Opening / Extrication	●	No penalty
Multi-Collision Braking	●	1.00 pt
Advanced eCall	✗	2.00 pt default
Vehicle Submergence		
- Door opening	●	0.50 pt
- Window opening	●	0.50 pt

● FITTED TO TEST CAR AS STANDARD ● NOT FITTED TO TEST CAR BUT AVAILABLE AS AN OPTION ✗ NOT AVAILABLE - N/A



Child Occupant Protection

93%

46.00 out of 49

DYNAMIC TEST (FRONT)

16.00 points out of 16

RESTRAINT INSTALLATION

12.00 points out of 12

DYNAMIC TEST (SIDE)

8.00 points out of 8

ON-BOARD SAFETY FEATURES

10.00 points out of 13

In the **frontal offset** and **side impact** tests, protection of the 10 year and 6 year dummies was GOOD and the GWM Cannon Alpha scored maximum points in both tests.


The GWM Cannon Alpha is fitted with lower ISOFix anchorages and top tether anchorages on the rear outboard seats. Installation of child restraints in the second row centre seating position is not recommended as there is no top tether anchorage.

A direct child presence detection (CPD) system, which provides an alert when a child left in the vehicle has been detected, is fitted to all passenger seats as standard.

Installation of typical child restraints available in Australia and New Zealand showed that all of the selected child restraints could be accommodated in each of the rear outboard seating positions and full points were scored for this assessment.

NOTE: Installation of child restraints in the second row centre seating position is not recommended as there is no top tether anchorage.

FRONTAL OFFSET (MPDB) TEST - 50km/h



6 YEAR OLD

10 YEAR OLD

SIDE IMPACT TEST - 60km/h



10 YEAR OLD

6 YEAR OLD

ON-BOARD SAFETY FEATURES

	FRONT PASSENGER	2nd ROW OUTBOARD	2nd ROW CENTRE	3rd ROW OUTBOARD	3rd ROW CENTRE
ISOFIX Anchorages	✗	●	✗	-	-
Top Tether Anchorage	✗	●	✗	-	-
Airbag Disabling	✗	-	-	-	-
Child Presence Detection 3.00 pts (out of 4.00pts)	●	●	●	-	-

● FITTED AS STANDARD ✗ NOT AVAILABLE - N/A

CHILD RESTRAINT TYPE [^]		FRONT ROW PASSENGER	2nd ROW			3rd ROW		
			L	C	R	L	C	R
BELTED	Rearward-facing capsule	✗	●	✗	●	-	-	-
	Rearward-facing with harness - convertible (Model A)	✗	●	✗	●	-	-	-
	Rearward-facing with harness - convertible (Model B)	✗	●	✗	●	-	-	-
	Forward-facing with harness - convertible (Model A)	✗	●	✗	●	-	-	-
	Forward-facing with harness - convertible (Model B)	✗	●	✗	●	-	-	-
	Booster - 4 to 8 years	✗	●	✗	●	-	-	-
	Booster - 4 to 10 years	✗	●	✗	●	-	-	-
ISOFIX	Rearward-facing capsule	✗	●	-	●	-	-	-
	Rearward-facing with harness - convertible (Model A)	✗	●	-	●	-	-	-
	Rearward-facing with harness - convertible (Model B)	✗	●	-	●	-	-	-
	Forward-facing with harness - convertible (Model A)	✗	●	-	●	-	-	-
	Forward-facing with harness - convertible (Model B)	✗	●	-	●	-	-	-

● INSTALL WITHOUT PROBLEM ● INSTALL WITH CARE ● CANNOT BE FITTED SAFELY ✗ INSTALLATION NOT ALLOWED - N/A

NOTE: The child restraints fitted to vehicles tested by Euro NCAP are relevant to the European market. For Australasian consumers, this information should be used as a guide to vehicle features only. The Child Restraint Evaluation Program (CREP) provides an independent assessment on the safety of Australasian child restraints - see www.childrestraints.com.au.
 * Installation of each child restraint is assessed separately in each position. Installation of multiple restraints has not been assessed and may not be possible.
 ^ The list of child restraints has been selected to provide a general indication of the rated vehicle's ability to accommodate various CRS types. ANCAP does not endorse or recommend any one CRS brand or model, nor does it rate the safety of child restraints.



Vulnerable Road User Protection

82%

51.99 out of 63

HEAD PROTECTION (Adult, Child, Cyclist) 9.66 points out of 18	KNEE & TIBIA PROTECTION 9.00 points out of 9	AEB CYCLIST 8.43 points out of 9
PELVIS PROTECTION 4.50 points out of 4.5	AEB PEDESTRIAN (Forward) 5.90 points out of 7	AEB MOTORCYCLE 6.00 points out of 6
FEMUR PROTECTION 4.50 points out of 4.5	AEB PEDESTRIAN (Backover) 1.00 points out of 2	LSS MOTORCYCLE 3.00 points out of 3

In **physical impact** tests, the bonnet provided predominantly GOOD or ADEQUATE protection to the head of a struck pedestrian, while MARGINAL and POOR results were recorded at the front and sides of the bonnet, at the base of the windscreen and on the stiff windscreen pillars.

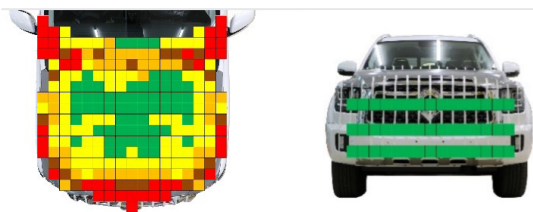
Protection of the pelvis, femurs, and lower legs was GOOD, with full points scored.

The autonomous emergency braking (AEB) system is capable of detecting and reacting to vulnerable road users such as pedestrians, cyclists and motorcyclists. Testing of this system showed GOOD performance in forward **AEB Pedestrian** test scenarios including in some turning scenarios, with collisions avoided or mitigated in most tests. Performance in reverse scenarios (**AEB Backover**) was MARGINAL.

GOOD performance was seen in **AEB Cyclist** test scenarios with collisions avoided or mitigated at most test speeds including in the turning scenarios. The vehicle provides information and warning when a bicycle is approaching from behind (**cyclist anti-dooring**).

GOOD performance was seen in the **AEB and LSS motorcyclist** tests, including the turning and overtaking scenarios, earning full points.

PEDESTRIAN & CYCLIST IMPACT TESTS



AUTONOMOUS EMERGENCY BRAKING (Cyclist, Pedestrian & Motorcycle)

System Name	Auto Emergency Assist
Type	Autonomous emergency braking with forward collision warning
Operational From	5-80km/h

AEB CYCLIST TEST SCENARIOS (forward)	Cyclist traveling along road (25%)	Cyclist crossing from kerb (obstructed)	Cyclist traveling along road (50%)	Cyclist crossing (nearside)	Cyclist crossing (farside)	Cyclist crossing side road, car turning (nearside)	Cyclist crossing side road, car turning (farside)
	DAY	DAY	DAY	DAY	DAY	DAY	DAY
PERFORMANCE	GOOD						

CYCLIST DOORING

Information (driver door)	●
Warning (driver door)	●
Retention (driver door)	✗
Warning or retention (all other doors)	●

● PASS ✗ FAIL - N/A



Vulnerable Road User Protection

82%

51.99 out of 63

AEB PEDESTRIAN TEST SCENARIOS (reverse)	Child / Adult standing behind reversing vehicle (25% offset)	Adult / Child standing behind reversing vehicle (50% offset)	Child / Adult standing behind reversing vehicle (75% offset)	Adult / Child walking behind reversing vehicle (50% offset)
	DAY	DAY	DAY	DAY
4km/h				
8km/h				
PERFORMANCE	MARGINAL			

AEB PEDESTRIAN TEST SCENARIOS (forward)	Adult walking along road		Adult crossing towards kerb (50%)		Adult crossing from kerb (25%)		Adult crossing from kerb (75%)		Child running (obstructed)		Adult crossing side road (farside), car turning		Adult crossing side road (nearside), car turning	
	DAY	NIGHT	DAY	NIGHT	DAY	NIGHT	DAY	NIGHT	DAY	NIGHT	DAY	NIGHT	DAY	NIGHT
PERFORMANCE														
	GOOD													

AEB MOTORCYCLE TEST SCENARIOS (forward)	Driving towards a stationary motorcycle			Driving towards a braking motorcycle (25% offset)			Turning across the path of an oncoming motorcycle		
	100% OFFSET			12m HEADWAY			TARGET MOTORCYCLE SPEED		
				40m HEADWAY			30km/h	45km/h	60km/h
AEB (10-50km/h)									
FCW (30-80km/h)									
PERFORMANCE	GOOD						GOOD		

LANE SUPPORT SYSTEMS (Car-to-Motorcycle)

System Name	Lane Assist + ELK
Operational From	60-150 km/h

EMERGENCY LANE KEEPING (ELK) TEST SCENARIOS Car-to-Motorcycle	Oncoming motorcycle	Overtaking motorcycle (EMT at 72km/h)		Overtaking motorcycle (EMT at 80km/h)	
		UNINTENTIONAL	INTENTIONAL	UNINTENTIONAL	INTENTIONAL
PERFORMANCE					
	GOOD				

GOOD ADEQUATE MARGINAL WEAK POOR / NOT TESTED DUE TO NO PERFORMANCE PREDICTED NOT TESTED



Safety Assist

81%

14.74 out of 18

SEAT BELT REMINDERS
1.00 points out of 1

DRIVER MONITORING
0.50 points out of 2

SPEED ASSISTANCE SYSTEMS
2.33 points out of 3

AEB / AES (Car-to-Car)
3.63 points out of 4

AEB / AES (Junction & Crossing)
3.79 points out of 4

AEB / AES (Head-On)
0.50 points out of 1

LANE SUPPORT SYSTEMS
3.00 points out of 3

The GWM Cannon Alpha is fitted with an autonomous emergency braking (AEB) system capable of functioning at highway speeds, a lane support system (LSS) with lane keep assist (LKA) and emergency lane keeping (ELK) functionality, and blind spot monitoring (BSM).

Tests of the **AEB (Car-to-Car)** system showed GOOD performance with collisions avoided or mitigated in all test scenarios, including in many of the **AEB Junction** and **AEB Crossing** scenarios where the test vehicle can autonomously brake to avoid crashes when turning across or into the path of an oncoming vehicle.

The AEB system is effective in mitigating collisions in the **Head-On** travelling straight scenario, but not in the lane change scenario (where an oncoming vehicle moves into the path of the subject vehicle).

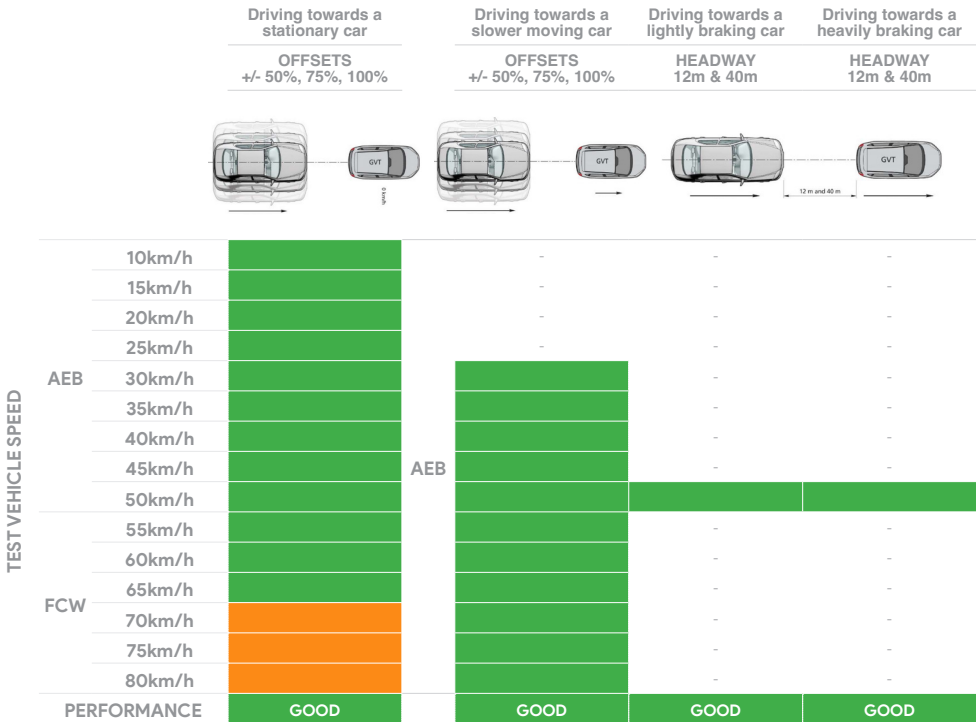
Tests of lane support system functionality showed GOOD performance, including in the more critical emergency lane keeping test scenarios.

A speed assistance system (SAS) with speed limit information function (SLIF) and intelligent adaptive cruise control (iACC) is standard, informing the driver of the local speed limit and allowing the driver to accept the change in speed accordingly.

A seatbelt reminder system with occupancy detection is fitted to all seating positions. A direct driver monitoring system is fitted as standard and can detect and intervene with fatigue and distraction, however the distraction detection is not enabled at the start of each journey and therefore the score has been reduced.

AUTONOMOUS EMERGENCY BRAKING (Car-to-Car)

System Name	Auto Emergency Assist
Type	Autonomous emergency braking with forward collision warning
Operational From	5-150 km/h









Safety Assist

81%

14.74 out of 18

AUTONOMOUS EMERGENCY BRAKING (Car-to-Car Junction, Crossing and Head-On)

		JUNCTION ASSIST Turning across the path of an oncoming vehicle			CROSSING (T-BONE) Crossing the path of another vehicle				
TARGET VEHICLE SPEED		30km/h	45km/h	60km/h	20km/h	30km/h	40km/h	50km/h	60km/h
									
TEST VEHICLE SPEED	Start from stop								
	10km/h				-	-	-	-	-
	15km/h				-	-	-	-	-
	20km/h								
	30km/h	-	-	-					
	40km/h	-	-	-					
	50km/h	-	-	-					
	60km/h	-	-	-					
PERFORMANCE		GOOD			GOOD				

		HEAD-ON In the path of oncoming vehicle		
		50km/h	70km/h	
TEST VEHICLE SPEED	Travelling straight	50km/h		-
		70km/h	-	
	Lane change	50km/h		-
		70km/h	-	
PERFORMANCE		MARGINAL		

LANE SUPPORT SYSTEMS (Car-to-Car)

System Name	Lane Assist + ELK
Operational From	60-150 km/h

		Dashed line	Solid line
LANE KEEP ASSIST (LKA) TEST SCENARIOS Car-to-Car			
PERFORMANCE		GOOD	

		Oncoming vehicle		Overtaking vehicle (GVT at 72km/h)		Overtaking vehicle (GVT at 80km/h)		Road edge		Solid line	
		UNINTENTIONAL	INTENTIONAL	UNINTENTIONAL	INTENTIONAL	UNINTENTIONAL	INTENTIONAL	UNINTENTIONAL	INTENTIONAL	UNINTENTIONAL	INTENTIONAL
EMERGENCY LANE KEEPING (ELK) TEST SCENARIOS Car-to-Car											
PERFORMANCE		GOOD									



Safety Assist

81%

14.74 out of 18

OCCUPANT STATUS

WARNING TYPE	DRIVER	FRONT PASSENGER	REAR PASSENGERS
Occupant Detection	-	●	●
Seat Belt Reminder (Visual)	●	●	●
Seat Belt Reminder (Audible)	●	●	●

DRIVER MONITORING

	WARNING	INTERVENTION
Distraction	●	●
Fatigue	●	×
Unresponsive Driver	-	×

SPEED ASSISTANCE SYSTEMS (SAS)

FEATURE	
Speed Limit Information Function (SLIF)	Camera based
Manual Speed Limiter	×
Intelligent Adaptive Cruise Control (iACC)	●
Intelligent Speed Limitation (ISL)	×

HUMAN MACHINE INTERFACE (HMI)

FEATURE	
AEB: Supplementary Warning	●
AEB: Restraint activation / dynamic retractors	×
Lane Departure Warning (LDW)	●
Blind Spot Monitoring (BSM): Car-to-Car & Car-to-Motorcycle	●

SAFETY FEATURES & TECHNOLOGIES

SAFETY FEATURE / TECHNOLOGY*	AUS	NZ
Seat belt pre-tensioners (front seats)	●	●
Seat belt pre-tensioners (rear outboard seats) - 2nd row	●	●
Seat belt pre-tensioners (rear centre seat) - 2nd row	✗	✗
Seat belt pre-tensioners (rear outboard seats) - 3rd row	-	-
Seat belt pre-tensioners (rear centre seat) - 3rd row	-	-
Intelligent seat belt reminder (driver)	●	●
Intelligent seat belt reminder (front passenger)	●	●
Intelligent seat belt reminder (2nd row seats)	●	●
Intelligent seat belt reminder (3rd row seats)	-	-
Airbag - dual frontal (driver & front passenger)	●	●
Airbags - side, chest protection (front seats)	●	●
Airbags - side, chest protection (2nd row seats)	✗	✗
Airbags - side, chest protection (3rd row seats)	-	-
Airbags - side, head protection (front seats)	●	●
Airbags - side, head protection (2nd row seats)	●	●
Airbags - side, head protection (3rd row seats)	-	-
Airbag - centre	●	●
Airbag - knee (driver)	✗	✗
Airbag - knee (front passenger)	✗	✗
Airbag - pedestrian (external)	✗	✗
Airbag disabling switch - automatic (front passenger)	✗	✗
Airbag disabling switch - manual (front passenger)	✗	✗
Autonomous emergency braking (AEB) - Car-to-Car	●	●
Autonomous emergency braking (AEB) - Vulnerable Road User		
- AEB Pedestrian	●	●
- AEB Backover	●	●
- AEB Cyclist	●	●
- AEB Motorcycle	●	●
Autonomous emergency braking (AEB) - Junction		
- AEB Junction (Pedestrian)	●	●
- AEB Junction (Cyclist)	●	●
- AEB Junction (Motorcycle)	●	●
Autonomous emergency braking (AEB) - Crossing	●	●
Automatic emergency call (eCall)	✗	✗
Blind spot monitor (BSM)	●	●
Child presence detection / alert	●	●
Cyclist dooring detection / alert	●	●
Driver monitoring system - Indirect	✗	✗
Driver monitoring system - Direct	●	●
Forward collision warning (FCW)	●	●
Lane departure warning (LDW)	●	●
Lane keep assist (LKA)		
- LKA (Car-to-Car)	●	●
- LKA (Car-to-Motorcycle)	●	●
Secondary / multi-collision brake	●	●
Speed assistance - intelligent adaptive cruise control (iACC)	●	●
Speed assistance - auto / intelligent speed limiter	●	●
Speed assistance - manual speed limiter	●	●
Speed assistance - speed sign recognition & warning	●	●
Vehicle-to-infrastructure communication (V2I)	✗	✗
Vehicle-to-vehicle communication (V2V)	✗	✗

● STANDARD ● AVAILABLE ON HIGHER VARIANTS ● OPTIONAL ✗ NOT AVAILABLE - NOT APPLICABLE

* Correct at time of publication. Subject to change. Check with manufacturer.

TESTED MAKE / MODEL
GWM Cannon Alpha, 2.0L
Hybrid Ultra RHD

TESTED VEHICLE ENGINE
2.0L hybrid

RATING UPDATED
December 2025

TESTED BODY TYPE
Dual Cab Utility

RATING PUBLISHED
November 2024