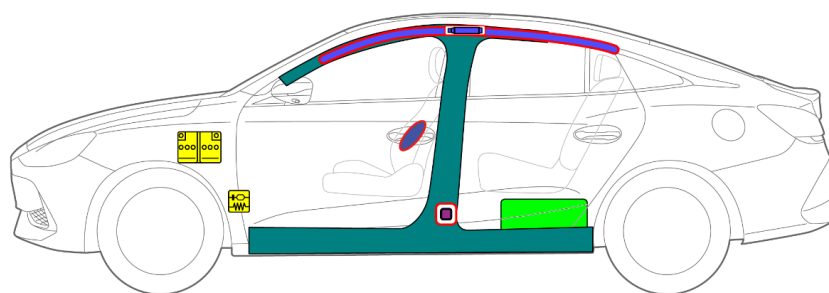
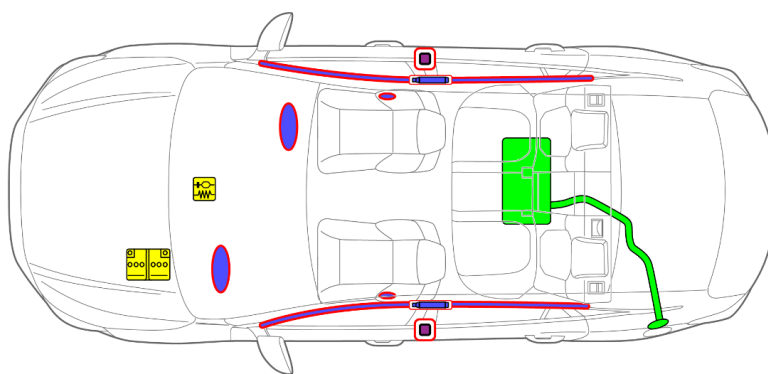




MG 5, 2023-



	Airbag		Stored gas inflator		Seat belt pretensioner		SRS control unit		Pedestrian protection active system
	Automatic rollover protection system		Gas strut / Preloaded spring		High strength zone		Zone requiring special attention		High voltage device that disconnects high voltage
	Battery low voltage		Ultra capacitor, low voltage		Fuel tank		Gas tank		Safety valve
	Battery pack, high-voltage		High voltage power cable		Cable cut		Fuse box disabling high voltage		High voltage ultra-capacitor

	Low voltage device that disconnects high voltage								
--	--	--	--	--	--	--	--	--	--

ID Nr.	Version Nr.	Version date	page
MG 5	1.0	09/2023	Page 1 of 4



MG 5, 2023-

1. Identification/Recognition

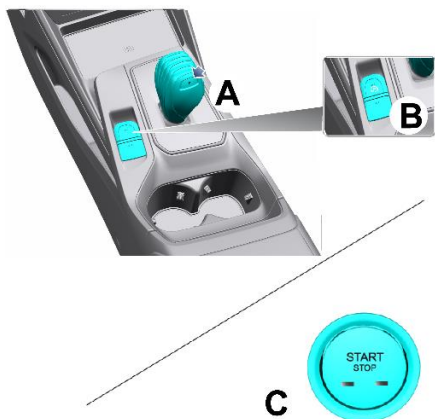


A LACK OF MOTOR NOISE DOES NOT INDICATE THE SYSTEM IS OFF, A SILENT MOVEMENT CAPABILITY EXISTS UNTIL THE VEHICLE IS FULLY SHUT DOWN. ALWAYS WEAR APPROPRIATE PPE.



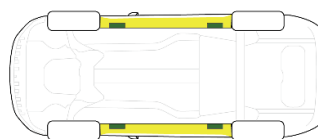
2. Immobilisation/Stabilisation/Lifting

Immobilise the Vehicle



A: Place in P position;
B: Make sure the EPB is applied (indicator ON);
C: Press the START/STOP Switch to shut down the power system.

Jacking or Lifting

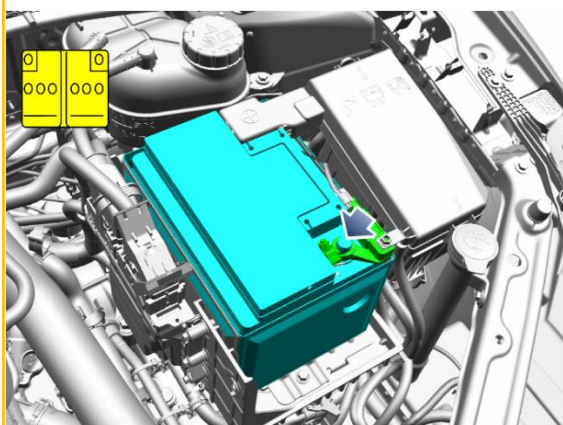


 Appropriate lift areas

Use caution to ensure you never come into contact with the fuel tank or other harness while lifting or manipulating the vehicle.

3. Disabling Direct Hazards / Safety Regulations

The vehicle power system can be shut down normally.



Open the bonnet.

Power off and disconnect the negative cable of 12V low-voltage battery.

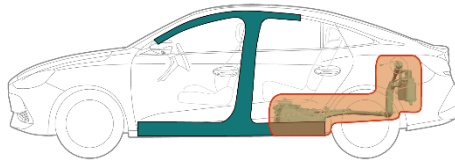
ID Nr.	Version Nr.	Version date	page
MG 5	1.0	09/2023	Page 2 of 4



MG 5, 2023-

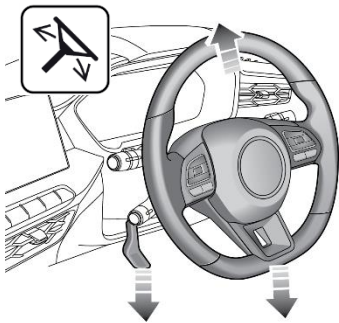
4. Access to the Occupants

- ULTRA HIGH STRENGTH STEEL
- NO-CUT ZONES

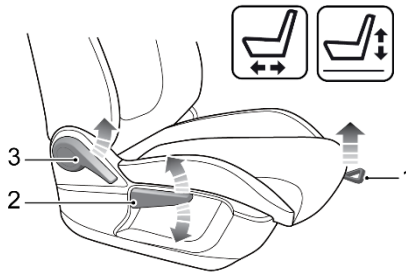


Glass types

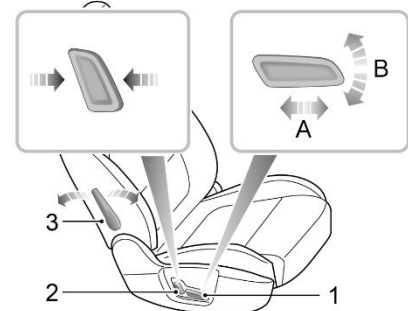
- Front window: Laminated glass
- Rear window: Tempered glass
- Four door : Tempered glass



Fully release the locking lever, the steering wheel can be adjusted in 2 directions.



- 1、 Forward/Backward Adjustment
- 2、 Cushion Height Adjustment
- 3、 Backrest Adjustment



- 1、 Cushion Height and Forward/Backward Adjustment
- 2、 Backrest Adjustment
- 3、 Lumbar Support

5. Stored Energy / Liquids / Gases / Solids

		12V
		Coolant: 5.5/5.8L Refrigerant: 540+/-20 g

6. In Case of Fire



USE LARGE AMOUNTS OF WATER.



BATTERY RE-IGNITION!



DO NOT SUBMERGE VEHICLE TO EXTINGUISH BATTERY.

- Wear a full set of insulated protection equipment and use specialized insulated tools.
- Continuously spray with a large amount of continuous water.
- To recover the vehicle, do not tow it directly, use a rescue vehicle instead.


ID Nr.	Version Nr.	Version date	page
MG 5	1.0	09/2023	Page 3 of 4

**7. In Case of Submersion**

- Wear a full set of insulated protection equipment and use specialized insulated tools.
- To transfer the vehicle, do not tow it directly but use a recovery vehicle instead.

8. Towing / Transportation / Storage

- Personnel are prohibited from staying in the vehicle when towing and transporting the vehicle.
- When using a transporter to ship the vehicle always ensure the parking brake is applied, and the vehicle must be secured as illustrated.
- The vehicle can be towed from the site only when you make sure there is no safety risk. If the battery pack is deformed, leaks, smokes, etc., the safety risk should be solved first.
- Before towing the vehicle, switch on the hazard warning lamps, close all doors and lock the vehicle. The drive wheels **MUST** be suspended above the ground.
- When towing, **DO NOT** accelerate or brake suddenly, this can cause accidents.



Please consult the Owner's Handbook for detailed instructions

10. Explanation of Pictograms Used

	Flammable		Corrosives		Airconditioning component		Lifting point		Use thermal Infrared camera
	Steering wheel, tilt control		Seat adjustment, longitudinal		Seat height adjustment		Use water to extinguish the fire		Hazardous to human health
	Explosive		Acute toxicity						

ID Nr.	Version Nr.	Version date	page
MG 5	1.0	09/2023	Page 4 of 4