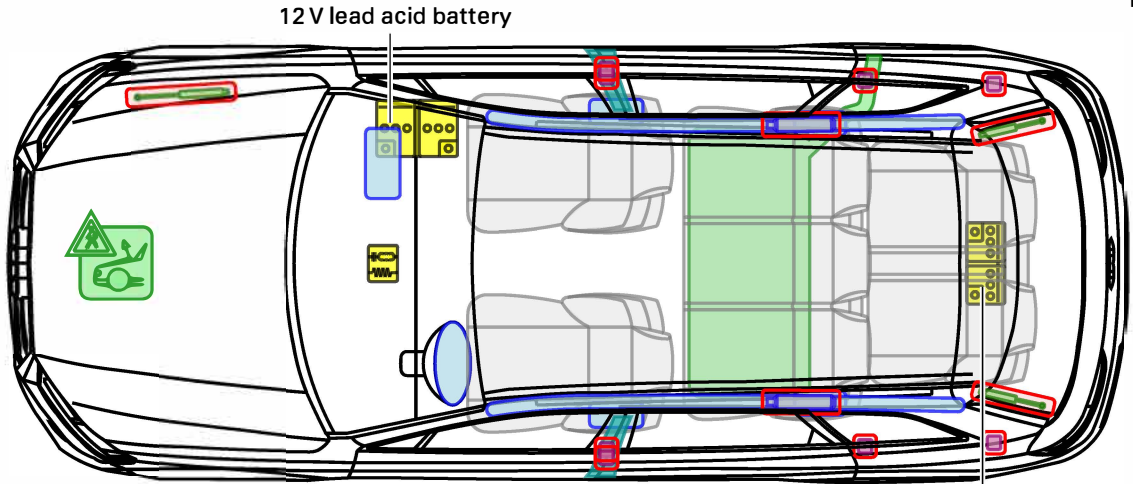




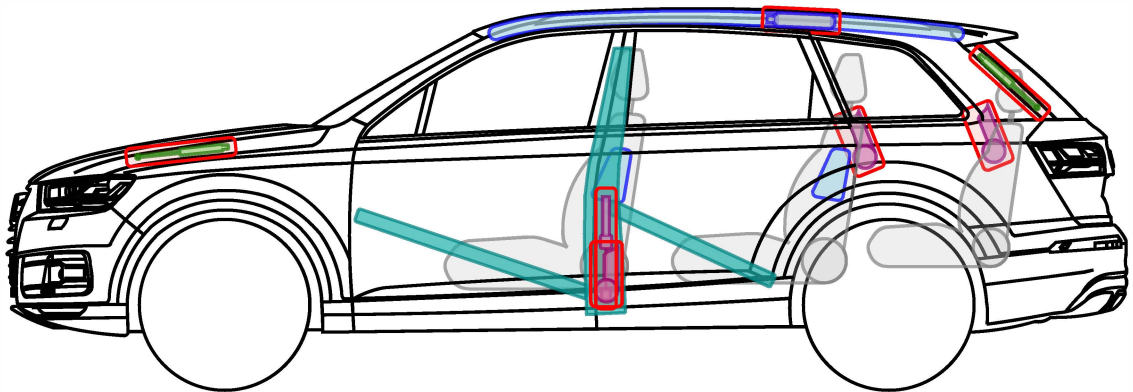
▶ Audi Q7 / SQ7

from 2015



Note: The Rescue Sheet depicts a LHD vehicle (as allowed under the ISO 17840-1). All components (other than steering wheel and passenger airbag) are located in the same position in the Aust/NZ RHD model.

**Warning 48 V: Danger of hazardous arc! Switch off Ignition before disconnecting the 48 V battery!**



**Legend**

	Airbag		Reinforcement		Control module		Pedestrian protection system
	Gas generator		Overroll protection		12 V or 48 V battery		
	Pre-tensioner		Gas-pressure damper		Fuel tank		

This document is a subject to the copyright of AUDI AG, Ingolstadt. Any duplication, distribution, storage, communication, broadcast and reproduction or transmission of the contents without written approval from AUDI AG is prohibited.

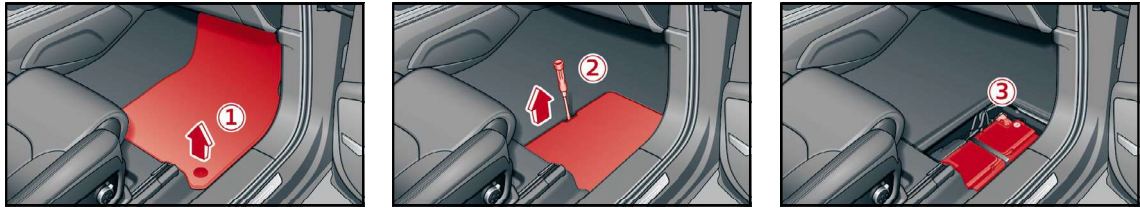


## Audi Q7 / SQ7

from 2015

### 12 V lead acid battery

1. remove foot mat
2. open floor flap
3. separate minus pole of the 12 V battery



### 48 V Lithium-ion battery (SQ7)

**⚠️ The 48 V on-board power supply is automatically deactivated during accidents in which the airbag(s) deployed.**

For all other cases, in order to deactivate the on-board power supply the 48 V Lithium-ion battery has to be separately disconnected in addition to the 12 V lead acid battery. Therefore:

**⚠️ WARNING! Hazard due to electric arc at**

**⚠️ Turn off ignition before separating the 48 V battery!**

For minimization the risc of electric arc it is recommended to disconnect the batteries as follows:

1. remove the cargo floor from the trunk
2. pull out the communication connector plug
3. remove the left sided pole cap and separate the minus pole of the 48 V Lithium-ion battery.

