


Legend

	Airbag		Stored gas inflator		Seat belt pretensioner		SRS control unit
	Battery pack, high-voltage		Gas strut / Preloaded spring		High strength zone		Low voltage device that disconnects high voltage
	Battery low voltage		High voltage power cable		High voltage component		Fuel tank content gasoline/ethanol

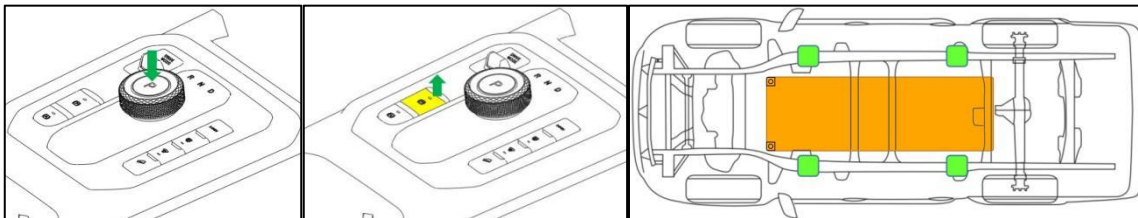
	ID No.	Version No.	Page No.
	LJ1-JAC-T9 PHEV-1	V01	1


1. Identification / recognition

 Lack of engine noise does not mean vehicle is off. Silent movement or instant restart capability exists until vehicle is fully shut down. Wear appropriate PPE.



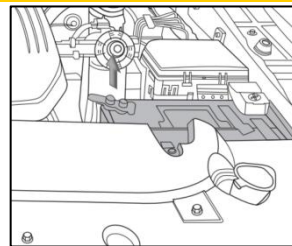
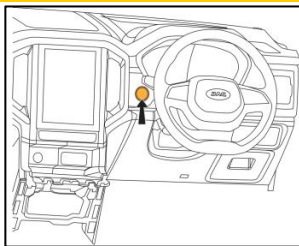
2. Immobilisation / stabilisation / lifting



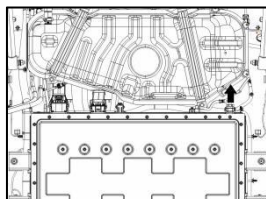
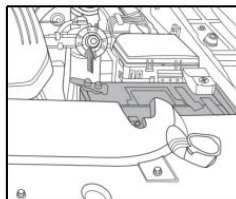
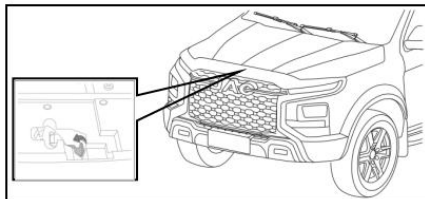
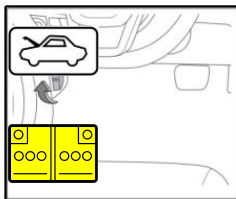
 Appropriate lifting points


- 1、 Parking brake
Electronic parking switch: Electronic parking switch operation: Pull up switch for parking, push down switch for release
- 2、 “P”operation: “P” gear selection: Select parking gear and press “P” switch
- 3、 Vehicle lift
Recommended lift point for the vehicle.

3. Disable direct hazards / safety regulations



Shut power off
 Power off operation: Press ignition power button, disconnect the 12V battery negative terminal.
 Access to 12V battery: Operate the hood release switch in the vehicle, open the hood.
 Disconnecting high voltage requires unplugging the connector on the high-voltage battery

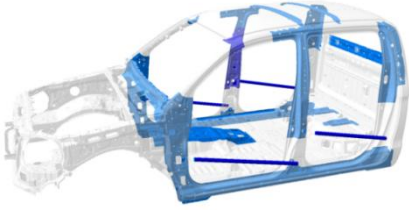
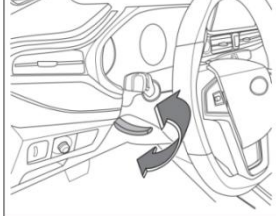


 Do not touch, cut or open high-voltage components and high-voltage batteries! Wear appropriate protective equipment

4. Access to the occupants

High strength steel

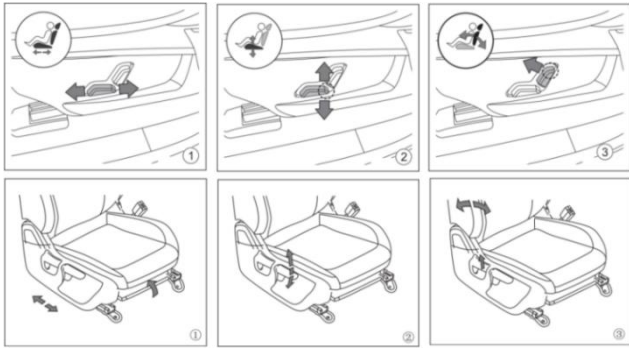
Steering column adjustment

Seat adjustment

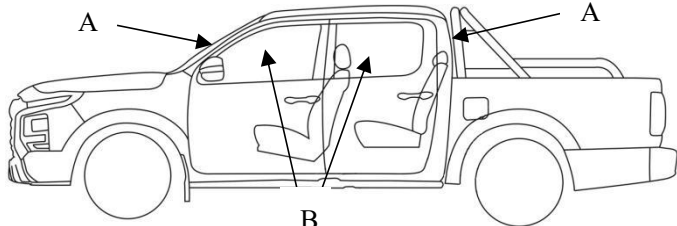
Electrical

Mechanical

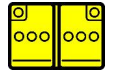











Glass types:

A. Laminated glass.
B. Tempered glass.




5. Stored energy / liquids / gases / solids

		12 V
		359V
		77L
		700g

 When coolant leaks from the battery pack, it can become unstable with risk of thermal runaway. Check battery pack temperature with thermal imaging camera. 

6. In case of fire

	USE LARGE AMOUNTS OF WATER.	
---	------------------------------------	---

 Ensure the high-voltage battery is completely extinguished and cooled to avoid reignition.

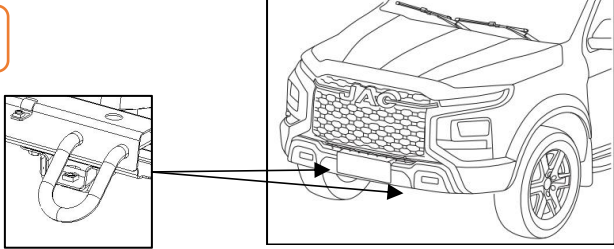
7. In case of submersion


TILT THE VEHICLE TO ONE SIDE TO ALLOW WATER TO DRAIN OUT OF THE VEHICLE.

Proper personal protective equipment should be worn when handling any flooded vehicle. Pull the vehicle out of water as much as possible, immobilize the vehicle and disable the vehicle before starting any operation.

8. Towing / transportation / storage

Location front hook

















 **STORE AT SAFE DISTANCE FROM OTHER VEHICLES!**

9. Important additional information

10. Explanation of pictograms used

Pictogram	Designation	Pictogram	Designation	Pictogram	Designation
	Device to shut down power in vehicle		Flammable		Hazardous to the human health
	Hood		Explosive		Use water to extinguish the fire
	Right hand drive		Corrosives		Use thermal Infrared camera
	Acute toxicity		Air-conditioning component		Warning, Electricity