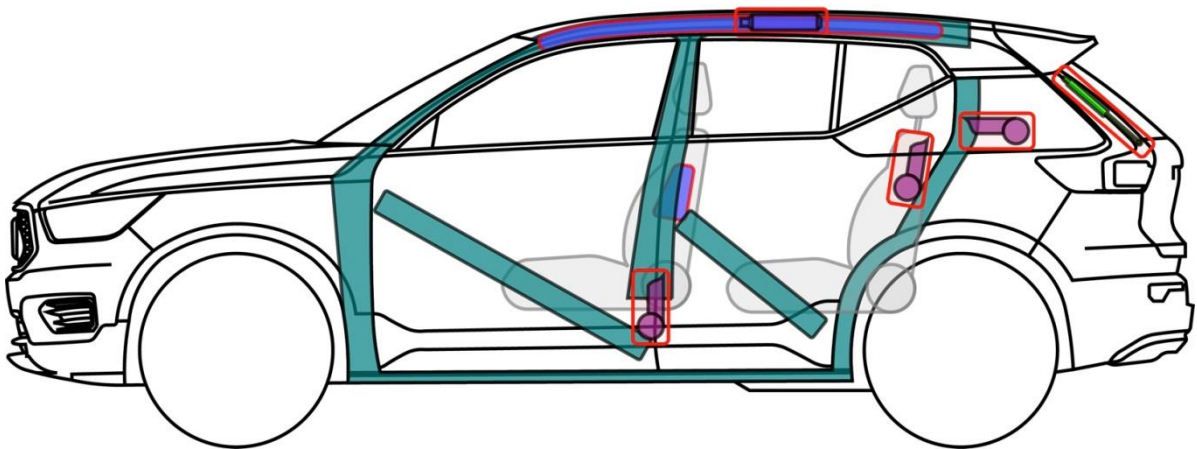
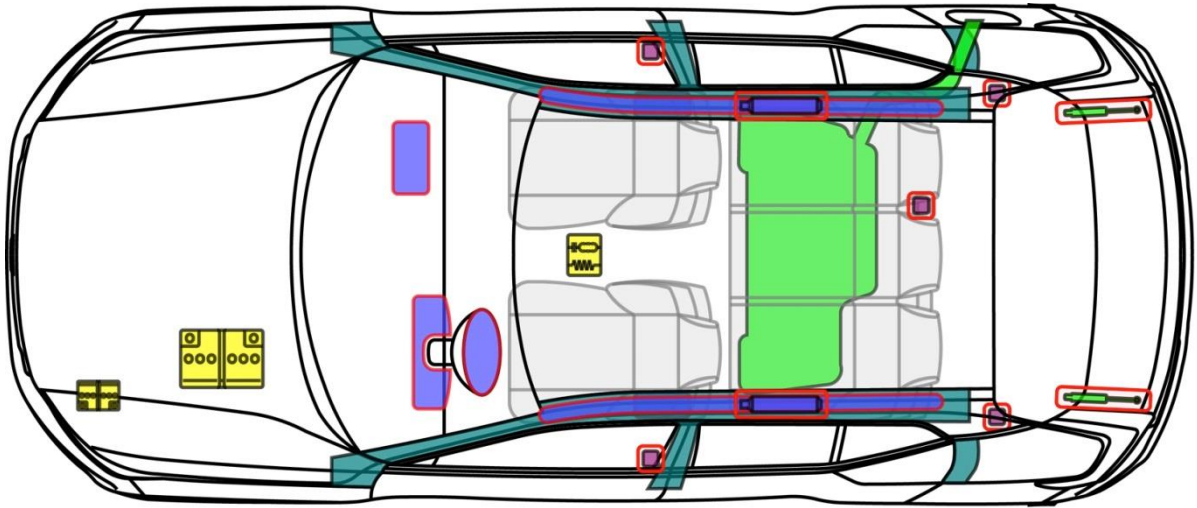


VOLVO XC40 (TYP X, 2017-)



Note: The Rescue Sheet depicts a LHD vehicle (as allowed under the ISO 17840-1). All components (other than steering wheel and passenger airbag) are located in the same position in the Aust/NZ RHD model.

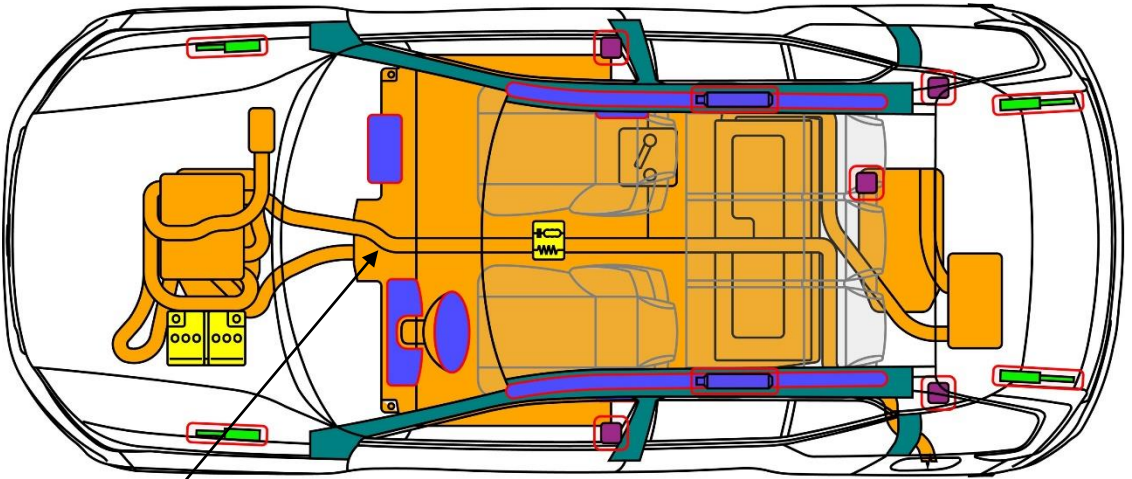


Legende

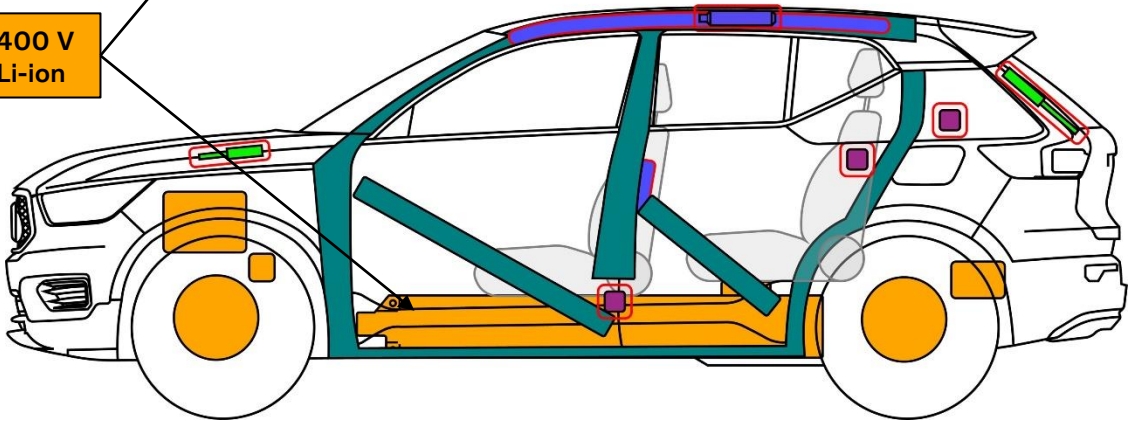
	Airbag		Karosserie- verstärkung		Steuergerät		mech. Sensor
	Gas- generator		Überroll- schutz		Batterie		Gas-tank
	Gurt- straffer		Gasdruck- dämpfer		Kraftstoff- tank		Sicherheits- ventil




















V O L V O

**Volvo XC40 Recharge
Pure Electric
5dr SUV (2020 -)**



**400 V
Li-ion**



- | | | | | |
|--|--|---|--|---|
|  Airbag |  Stored gas inflator |  Seat belt pretensioner |  SRS control unit |  Pedestrian protection active system |
|  Automatic rollover protection system |  Gas strut/Preloaded spring |  High strength zone |  Zone requiring special attention | |
|  Battery low voltage |  Ultra-capacitor, low voltage |  Fuel tank |  Gas tank |  Safety valve |
|  Battery pack, high-voltage |  High voltage power cable / - component |  High voltage device that disconnects high voltage |  Fuse box disabling high voltage |  High voltage ultra-capacitor |

Volvo XC40 Recharge Pure Electric 5dr SUV (2020 -) – Additional Pages

1. Identification / recognition

 LACK OF ENGINE NOISE DOES NOT MEAN VEHICLE IS OFF. SILENT MOVEMENT OR INSTANT RESTART CAPABILITY EXISTS UNTIL VEHICLE IS FULLY SHUT DOWN. WEAR APPROPRIATE PPE.

Brand name front



Brand name rear



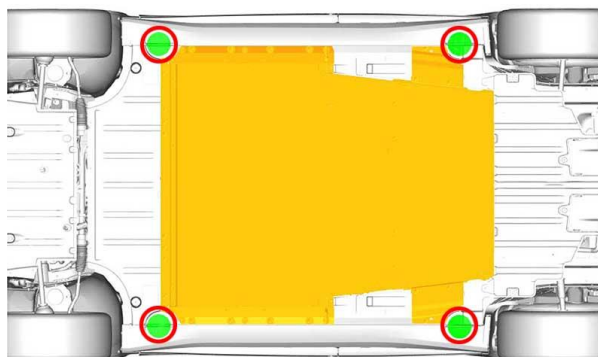
Charge port





2. Immobilization / stabilization / lifting

Immobilize vehicle:

1. Block wheels and set parking brake;
2. Push the P (park) button to select the P (park) position.





Lifting points:

-  Appropriate lifting points;
-  High voltage battery;

3. Disable direct hazards / safety regulations

The propulsion system is disabled when the 'Safety mode See Manual' indicator in the instrument cluster is illuminated.

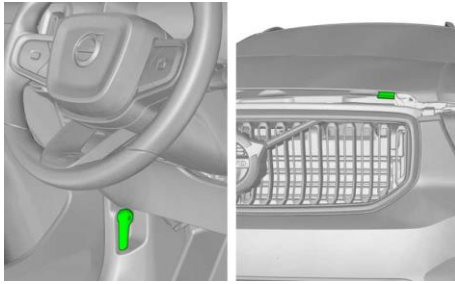
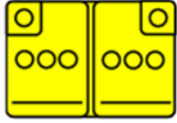
Deactivation of propulsion system, if 'Safety mode See Manual' indicator is not illuminated:



	Document N°	Version N°	Version date	Page N°
	RDS_Volvo_XC40_Recharge_Pure_Electric-ENG	01	04/2021	2 / 4

Volvo XC40 Recharge Pure Electric 5dr SUV (2020 -) – Additional Pages

Disconnect 12 Volt battery




Safety regulations:



Always assume the vehicle is powered, even if it is silent!
 Make sure that the vehicle is immobilized and the propulsion system is deactivated;
 Never touch, cut, or open any orange high voltage power cable or high voltage component;
 In case of a collision with airbag deployment and/or seat belt pretensioner activation, the propulsion system will be disabled. The restraint systems are still active.

4. Access to the occupants

Steering column adjustment




Glass types:

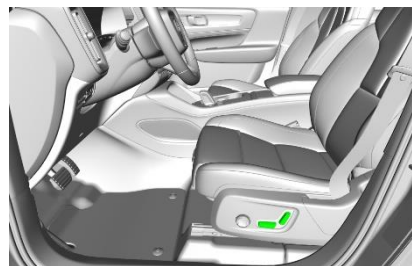
- A. Laminated glass.
- B. Tempered glass.









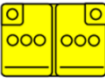






Manual seat adjustment



Electrical seat adjustment

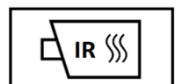


5. Stored energy / liquids / gases / solids

	400V	    
	12V	
	R-1234yf 395-445g	   



When conventional coolant leaks (check reservoir ?) from the high voltage (HV) battery cooling system, HV-battery can become unstable with risk of thermal runaway. An increasing HV-battery temperature might be an indicator of thermal runaway.

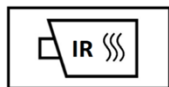


6. In case of fire

Extinguish method for the high voltage (HV) battery:



USE LARGE AMOUNTS OF PURE WATER DIRECTLY TO THE HV-BATTERY



POTENTIAL RISK OF BATTERY RE-IGNITION / DELAYED IGNITION!

7. In case of submersion

- There is no increased risk of electric shock in water resulting from the high voltage system;
- If possible, remove the vehicle from the water and continue with the deactivation procedure for this vehicle (see chapter 3).

8. Towing / transportation / storage

Recovery hook storage



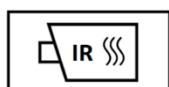
Location rear hook



Location front hook



STORE VEHICLE IN AN OPEN-AIR PARKING AT SAFE DISTANCE $\geq 5M$ FROM OTHER OBJECTS OR VEHICLES!



POTENTIAL RISK OF BATTERY RE-IGNITION / DELAYED IGNITION!

Towing



10. Explanation of pictograms used

	Smart key distance		Electric vehicle
	Warning high voltage		Risk of flammability
	Caution		Risk of damaging human health
	Warning low temperature		Risk of acute toxicity
	Air-conditioning component		Risk of corrosive material / substances
	Use water to extinguish the fire		Bonnet
	Use IR Camera (thermal imaging)		