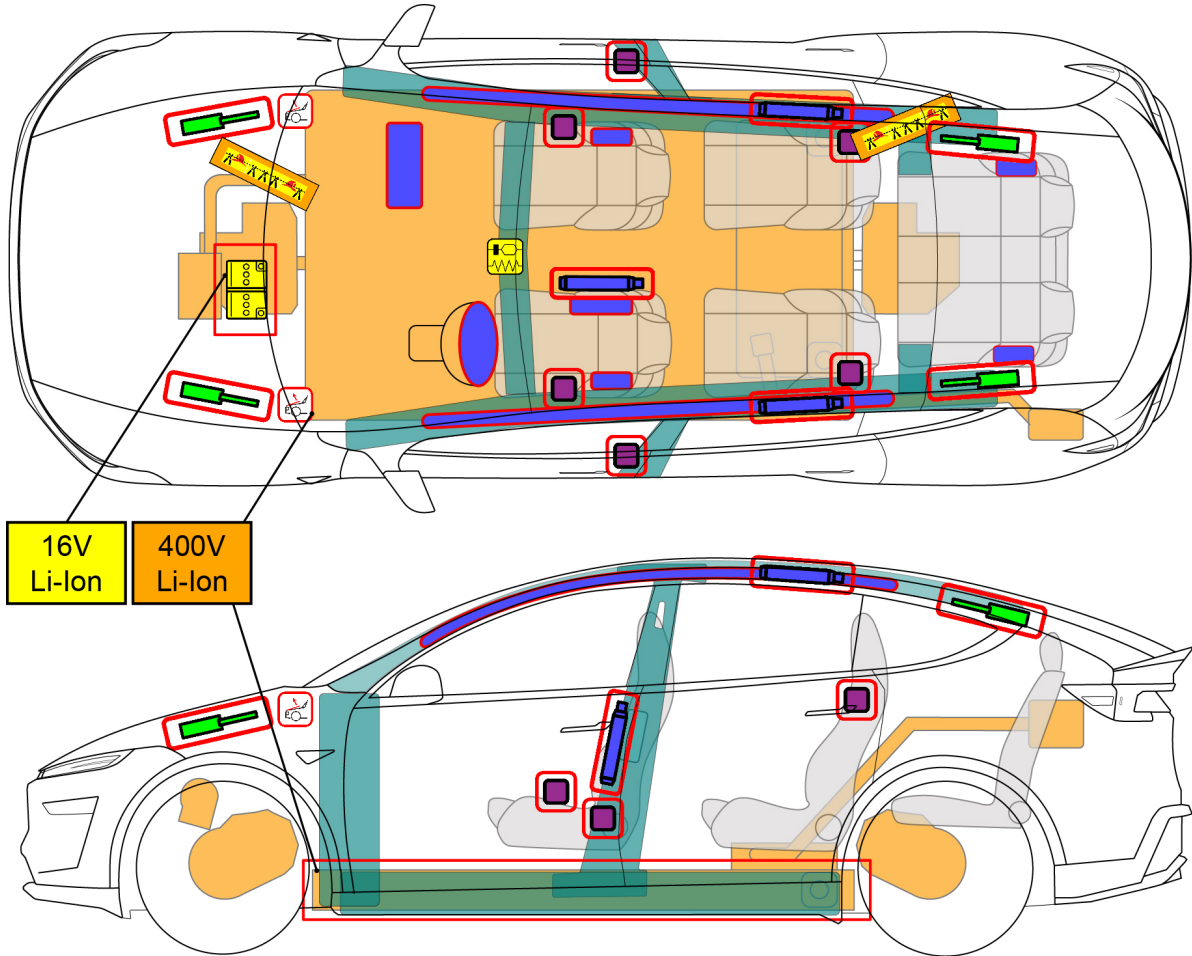




TESLA MODEL Y L

From 2025—Present
5 doors / 6 seats / SUV



16V Li-Ion 400V Li-Ion

NOTE: Not all features present in all trims.

	Airbag		SRS control unit		Stored gas inflator		Seat belt pre-tensioner		Gas strut / Preloaded spring
	Battery low voltage		Battery pack, high-voltage		High voltage power cable		Cable cut		High strength zone
	Pedestrian protection active system								



TESLA MODEL Y L

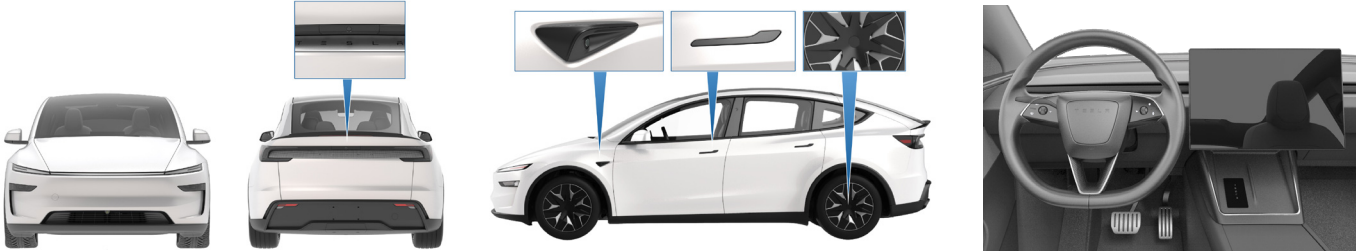
From 2025—Present
5 doors / 6 seats / SUV



1. Identification / Recognition



LACK OF ENGINE NOISE DOES NOT MEAN VEHICLE IS OFF.
SILENT MOVEMENT OR INSTANT RESTART CAPABILITY EXISTS UNTIL VEHICLE IS FULLY SHUT DOWN. WEAR APPROPRIATE PPE.



NOTE: The Tesla wordmark indicates a fully electric vehicle.
NOTE: The model name does not appear on the exterior of the vehicle.

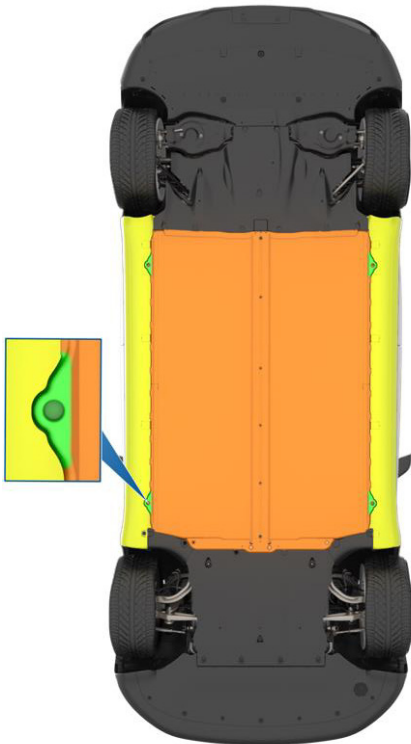
2. Immobilization / Stabilization / Lifting

IMMOBILIZATION

1. CHOCK WHEELS



2. PUT VEHICLE INTO PARK POSITION



STABILIZATION / LIFTING POINTS

	Appropriate lift areas
	Safe stabilization points for Model Y resting on its side
	High Voltage (HV) Battery



Do not push on HV Battery.





3. Disable Direct Hazards / Safety Regulations





MAIN DISABLING METHOD

ACCESS

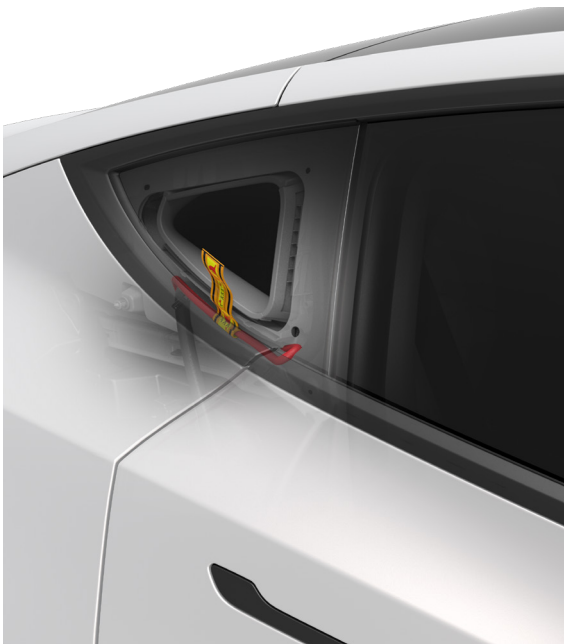


- Open the hood.
- Double cut the first responder loop.



ALTERNATIVE DISABLING METHOD

ACCESS



- First responder loop is located on the right side of Model Y.
- Break fixed window and remove trim to access.
- Double cut the first responder loop.



Not every high voltage component is labeled. Always wear appropriate PPE. Always double cut the first responder loop. Do not attempt to open the high voltage (HV) battery.





TESLA MODEL Y L

From 2025—Present
5 doors / 6 seats / SUV



4. Access to the Occupants



Electrical and mechanical releases like doors and seat belts may be compromised after a collision.



NOTE: The seats, steering wheel, and interior door buttons are electrically powered and may not function after a collision. The steering wheel becomes difficult to move without low voltage power.

NOTE: After a collision, the doors may not unlock from the outside. Extrication may be required. The body is constructed of steel with aluminum doors.

NOTE: The windshield, roof, rear, and moving door windows are made of laminated glass. The rear quarter side window is made of tempered glass.

OPENING DOORS FROM OUTSIDE WITH POWER



OPENING DOORS FROM INSIDE WITH POWER

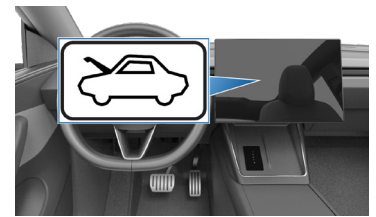


OPENING TRUNK FROM OUTSIDE WITH POWER



OPENING HOOD FROM INSIDE WITH POWER

- Touch the open hood button on the touchscreen



OPENING FRONT DOORS FROM INSIDE WITHOUT POWER



OPENING REAR DOORS FROM INSIDE WITHOUT POWER




NON-OPERATIONAL WITHOUT POWER



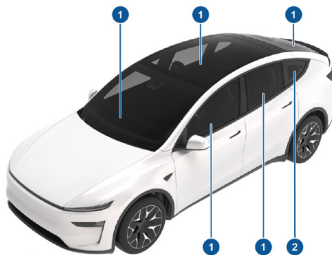
OPENING HOOD WITHOUT POWER

- Use external power supply to OPEN



GLASS

1. LAMINATED
2. TEMPERED



HIGH STRENGTH ZONES

- STEEL VEHICLE STRUCTURE
- ULTRA-HIGH STRENGTH STEEL PILLARS
- ALUMINUM DOORS



5. Stored Energy / Liquids / Gases / Solids



16V Low Voltage



400V Li-Ion



All high voltage cables have ORANGE INSULATION.



Never cut or open high voltage components or cables.



Coolant is blue.



TESLA Model Y L
From 2025 - Present

ID No.

TESLA-2025MY-003

Version No.

01

Page No.

04/05



TESLA MODEL Y L
From 2025—Present
5 doors / 6 seats / SUV



6. In Case of Fire



DO NOT SUBMERGE VEHICLE TO EXTINGUISH/COOL BATTERY FIRE

USE LARGE AMOUNTS OF WATER TO COOL THE BATTERY ENCLOSURE FROM THE BOTTOM OF THE VEHICLE

POSSIBLE BATTERY RE-IGNITION!

MONITOR HV BATTERY TEMPERATURE FOR AT LEAST 24 HOURS

7. In Case of Submersion

Treat a submerged Model Y like any other submerged vehicle. Wear appropriate PPE for water rescue. Remove the vehicle from the water and continue with normal high voltage disabling. Vehicles submerged in water should be handled with a greater potential risk of an HV battery fire. Raise the front of the vehicle approximately 30 cm (1 foot) to allow water to drain out of the vehicle and battery pack and then store the vehicle flat.

8. Towing / Transportation / Storage

Use a towing truck with flatbed.

NO towing with running traction wheels.



HV BATTERY TEMPERATURE SHOULD BE CHECKED BEFORE TRANSPORT

POSSIBLE BATTERY RE-IGNITION!
AFTER A FIRE INCIDENT, STORE OUTSIDE AT A SAFE DISTANCE (AT LEAST 50 FT/ 15 M) FROM OTHER VEHICLES AND STRUCTURES!

9. Important Additional Information

First Responders and Second Responders with emergencies, call Tesla Roadside Assistance. Refer to <https://www.tesla.com/roadside-assistance> for the applicable hotline number. First responder information can be found at <https://www.tesla.com/firstresponders>.

First responders and training officers who have questions, contact firstrespondersafety@tesla.com.

NOTE: Hazardous components are not mirrored for RHD vehicles, except for airbags.

Knee airbags may only be installed in North American vehicles. While not all North American vehicles have them, for emergency response purposes, always assume knee airbags are present.

10. Explanation of Pictograms

In some working environments, the Infrared (IR) device is referred to as a Thermal Image Camera (TIC).