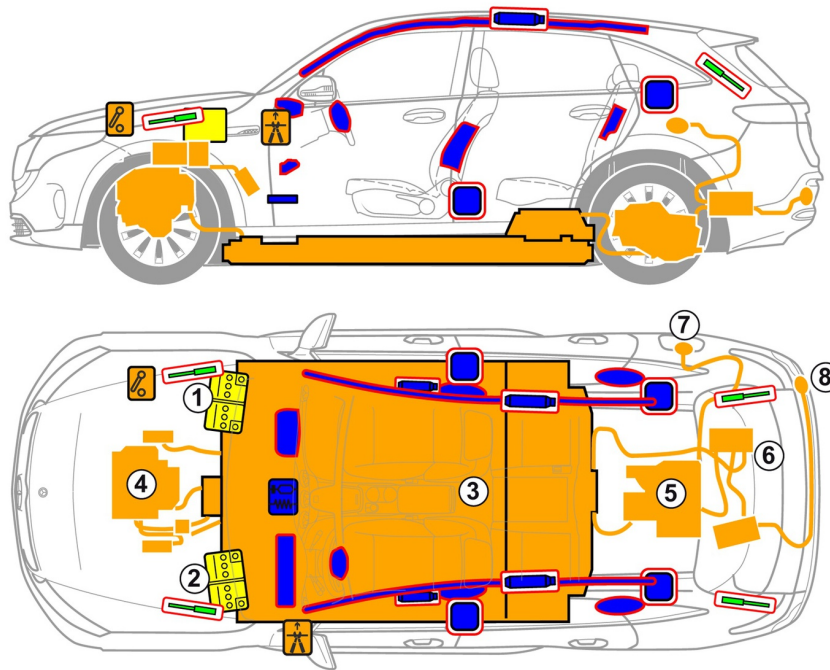




Note: The Rescue Sheet depicts a LHD vehicle (as allowed under the ISO 17840-1). All components (other than steering wheel and passenger airbag) are located in the same position in the Aust/NZ RHD model.



- ① Main battery 12 V, Left-hand drive
- ② Main battery 12 V, Right-hand drive
- ③ High-voltage battery
- ④ Front drive module
- ⑤ Rear drive module
- ⑥ On-Board charger
- ⑦ High-voltage charge socket
- ⑧ High-voltage charging socket (China & Japan only)



Legend

- Airbag
- Gas generator
- Seat belt tensioner
- Gas-filled strut
- Restraint systems control unit
- 12 V Battery
- High-voltage battery
- High-voltage components
- High-voltage disconnect device
- Alternative high-voltage disconnect device



High-voltage disconnect device


The high-voltage disconnect device is located on the right side of the engine compartment.



1. Operate release / 2. Push the release downwards / 3. Pull out switch

Alternative high-voltage disconnect device

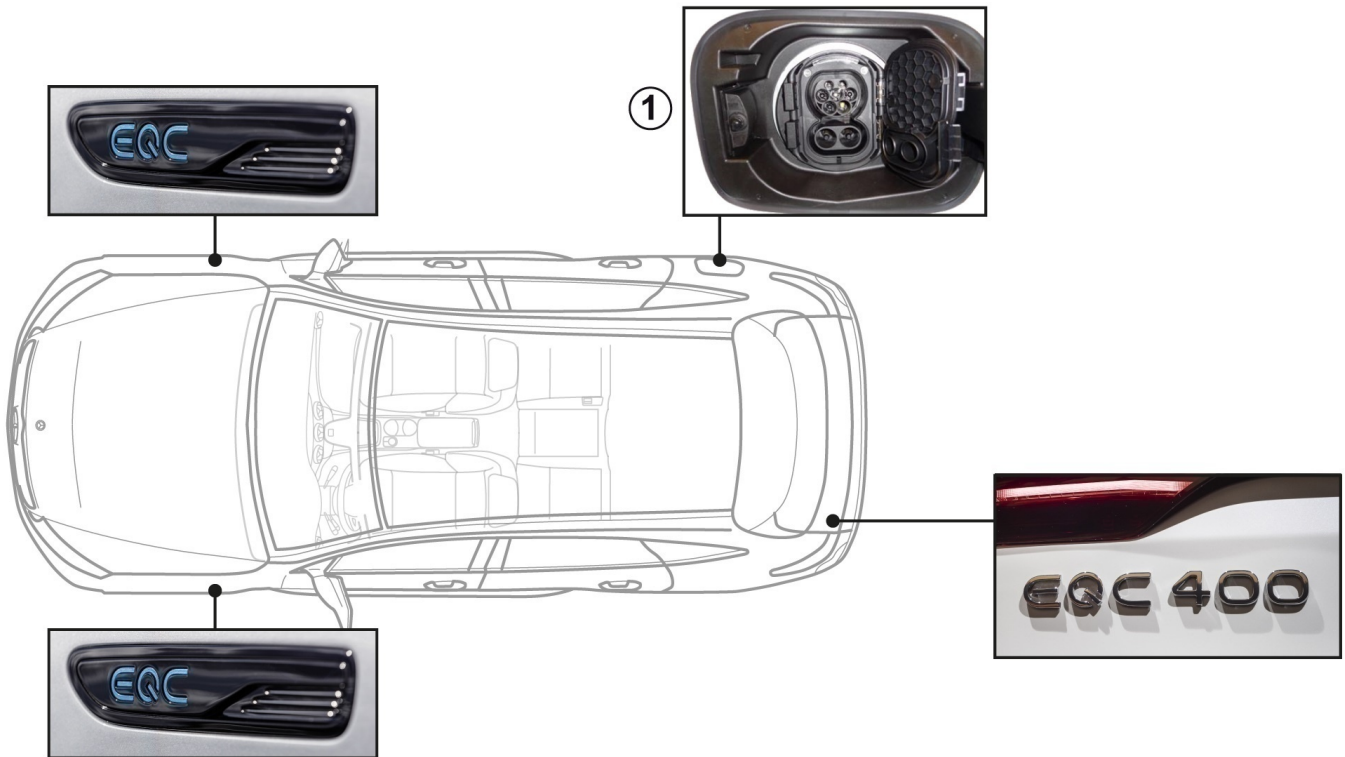
The alternative high-voltage disconnect device is located behind the cover of the fusebox in the cockpit. It is marked with an information label.





Remove cover (1) of fuse box / Cut line at marked location (2)

Vehicle identification



① High-voltage charging socket