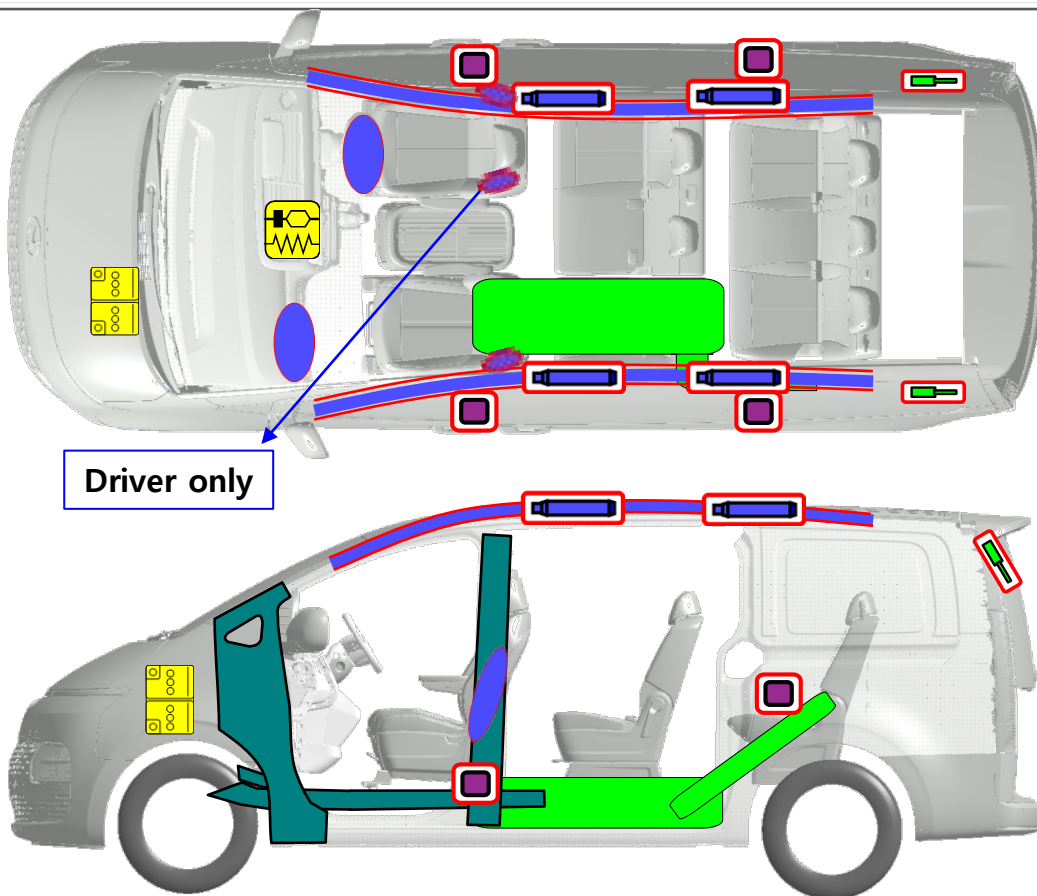




Hyundai Staria

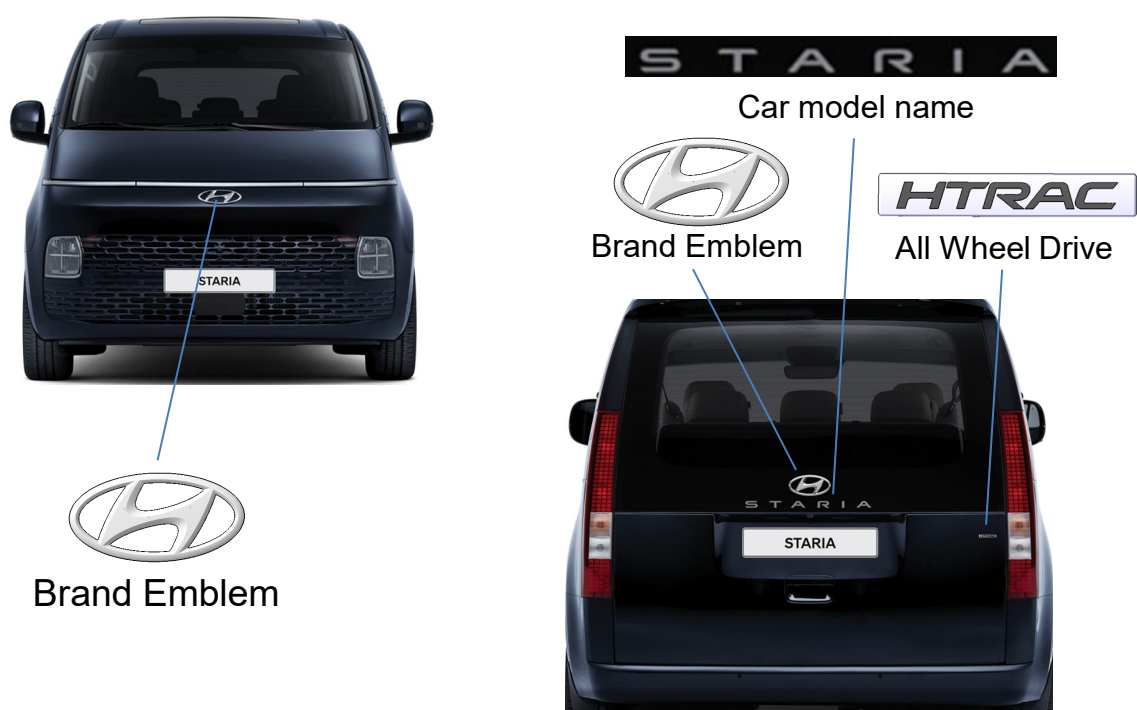
Wagon, 8 seaters
From June 2021



Reserved for holes (paper version)


	Airbag		Stored gas inflator		Seat belt pretensioner		SRS control unit		Pedestrian protection active system
	Automatic rollover protection system		Gas strut/Preloaded spring		High strength zone		Zone requiring special attention		
	Battery low voltage		Ultra capacitor, low voltage		Fuel tank		Gas tank		Safety valve
	High voltage battery pack		High voltage power cable/component		High voltage disconnect		Fuse box disabling high voltage system		Ultra capacitor, high voltage
ID No.			Version No.			Version date			Page
KMH-US4-RSI-01-202107			01			07/2021			1 of 4

1. Identification / recognition




2. Immobilization / stabilization / lifting

■ Immobilisation



1. Chock the wheels and pull the switch to set the parking brake.
2. For automatic vehicles the shift lever to the park(P) position.

■ Lifting positions at car underbody





Do not place cribbing such as wooden blocks or rescue air lifting bags under the exhaust system, fuel system or high voltage power cables. The failure will cause of fire, electric shock or gas leak.

	ID No.	Version No.	Version date	Page
	KMH-US4-RSI-01-202107	01	07/2021	2 of 4

3. Disable direct hazards / safety regulations

■ Access to 12V battery 12 V



1. Pull the release lever to unlatch the hood. The hood should pop open slightly.
2. Go to the front of the vehicle, raise the hood slightly, push the secondary latch (1) up side and lift the hood (2).

Battery in the engine room

■ Disabling procedure

① Turn the ignition switch off

② Disconnect the negative(-) terminal

③ Disconnect the positive(+) terminal

4. Access to the occupants

▣ Glass

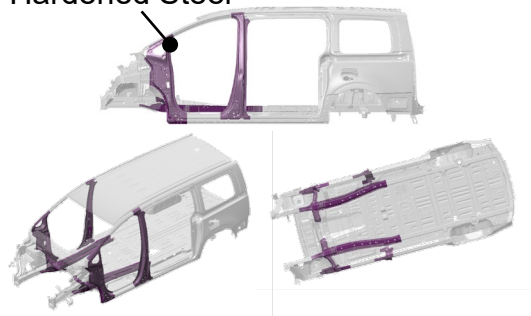
1 : Laminated

2-5 : Tempered



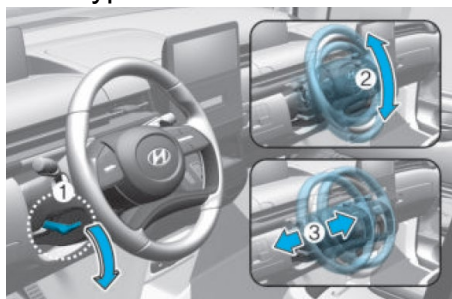
▣ Vehicle Body

Hardened Steel



▣ Steering Wheel

Manual type





- Pull down the lock release lever(①)
- Adjust the steering wheel angle (②) and height(③)


▣ Seat Adjustment

1st row : Mechanical

2nd row : Mechanical



3rd row : Mechanical



	ID No.	Version No.	Version date	Page
	KMH-US4-RSI-01-202107	01	07/2021	3 of 4

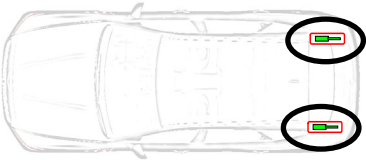
5. Stored energy / liquids / gases / solids

		max. 75 ℓ
		12 V

6. In case of fire

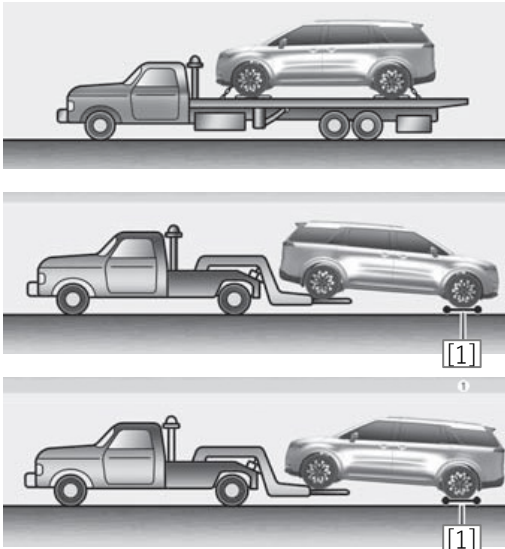
Gas Strut 

· Risk of missile effect of tailgate.

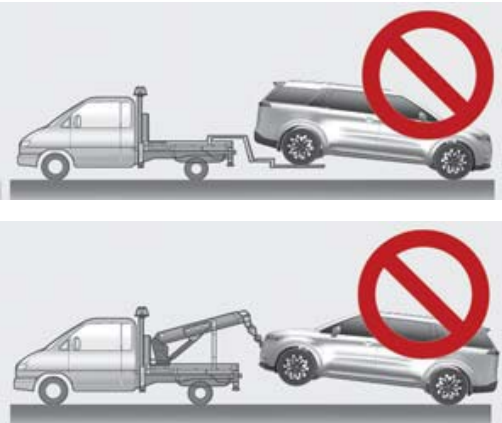


7. Towing / transportation / storage

OK :



Not OK :



[1] : Dolly

Notice: AWD (All Wheel Drive) vehicle must be towed with all wheels off the ground, either on a flatbed tow truck or using doilies.