

Resource Manual for the Seventh National Report

September 2025

Table of Contents

I.	Introduction.....	3
II.	Process for the preparation and submission of the seventh national report... 4	
	2.1. Before reporting	4
	2.2 Initiating the reporting process.....	4
	2.3. Use of the online reporting tool	6
III.	General guidance.....	8
IV.	Information on sections of the seventh national report	10
	4.1 National targets and indicators	10
	4.2 National report.....	13
V.	Additional resources	23
	Annex I. Headline indicators and voluntary component and complementary indicators in the monitoring framework for the Kunming-Montreal Global Biodiversity Framework, metadata and optional disaggregations	24
	Annex II. Key elements, guiding questions and resource materials for the 23 targets of the Kunming-Montreal Global Biodiversity Framework.....	40

I. Introduction

Background

Parties are required, under [Article 26](#) of the Convention on Biological Diversity (CBD), to submit national reports to the Conference of the Parties (COP) on measures taken towards the implementation of the Convention and their effectiveness in meeting the objectives of the Convention. In [decision 15/6](#), the Conference of the Parties adopted the guidance and draft template for the seventh and eighth national report. In the same decision, it requested Parties to submit their seventh national report by **28 February 2026**. In [decision 16/32](#), the Conference of the Parties endorsed the revised template for the seventh and eighth national reports. The seventh national reports are identified as a primary source of information for the global review of the implementation of the Kunming-Montreal Global Biodiversity Framework (KMGBF) to be undertaken at the seventeenth meeting of the Conference of the Parties (see figure 1). The procedure for the global review is presented in [decision 16/32](#).

The present document provides information and resource materials for the preparation of the seventh national report. It complements the guidance and template for the seventh and eighth national report adopted in Annex II of decision [15/6](#) and Annex I of decision [16/32](#). Additional supporting materials related to the preparation of the seventh national report will be made available on the website of the Convention on Biological Diversity on the seventh national reports portal (<https://www.cbd.int/reports/NR7>).

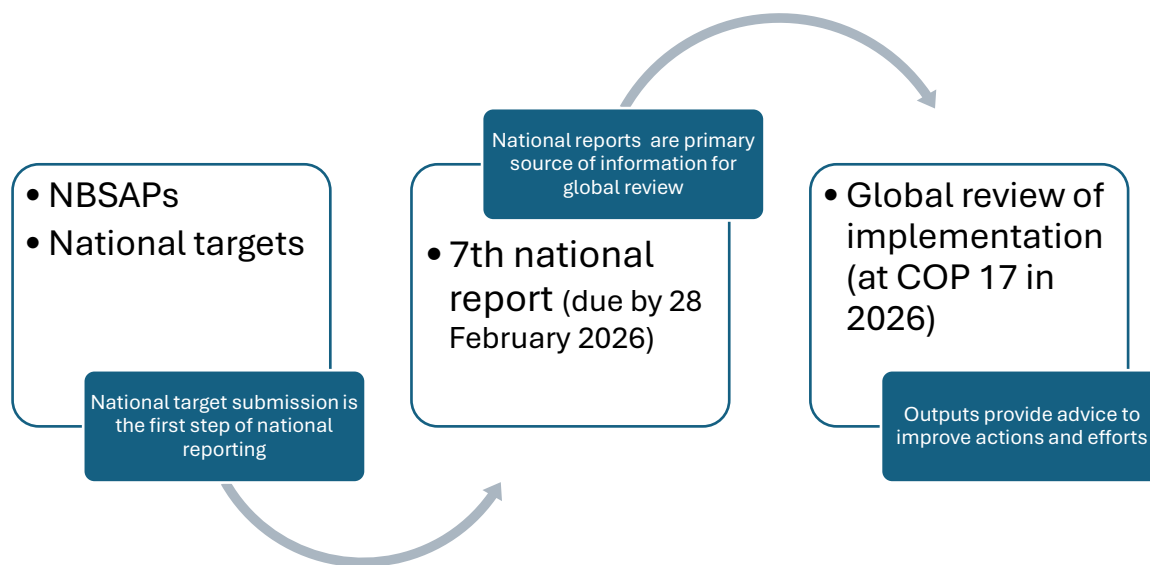


Figure 1. Links between the national targets, seventh national report and the global review

How the information from seventh national reports will be used

The seventh national report should provide an assessment of progress in the implementation of the Kunming-Montreal Global Biodiversity Framework, including progress towards national targets and national biodiversity strategies and action plans. Parties are requested to use indicators as set out

in in the monitoring framework (adopted in [decision 15/5](#), with technical updates agreed in [decision 16/31](#)). The assessment of progress will be based on the indicators. The submission of national targets is therefore required for the seventh national report. The section on the assessment of progress towards national targets in the seventh national report will automatically be pre-populated by the information entered in the national targets template of the online reporting tool (available at <https://ort.cbd.int/>).

While the completion of a national report is an obligation under the CBD, the preparation of the seventh national report should also be viewed as an opportunity to advance the implementation of the Convention and the KMGBF at the national level. The national reports represent a tool for reviewing progress in the implementation of the Convention and the KMGBF at the national level and, in particular, the implementation of national biodiversity strategies and action plans (NBSAPs) and national targets. The preparation of the national report also presents an opportunity to reflect on successes and/or obstacles and further actions needed. As such, the content of the national report should reflect national circumstances, challenges and priorities.

II. Process for the preparation and submission of the seventh national report

2.1. Before reporting

In [decision 15/6](#), the Conference of the Parties requested Parties to revise and update their NBSAPs by the sixteenth meeting of the Conference of the Parties. Parties not in a position to submit their revised and updated NBSAP were requested to submit their national targets by the sixteenth meeting of the Conference of the Parties, in accordance with the reporting template provided in annex I to that decision, as a standalone submission.

Parties may have different processes for setting national targets. National targets could be defined during the NBSAP revision or update process. Alternatively, the national targets could be identified prior to finishing the NBSAP. National targets could be actions that are already underway from an existing NBSAP. It should be noted that national targets must be entered separately in the online reporting tool in the [“National Targets” section](#) as a first step of the national reporting process, while NBSAPs should be uploaded in the [“NBSAPs” section](#) of the online reporting tool.

2.2 Initiating the reporting process

Parties are encouraged to initiate the process for preparing their seventh national report as early as possible to ensure its submission by **28 February 2026**. Timely submission of the seventh national report is particularly important considering the short time available for preparing the global review of progress in the implementation of the KMGBF, for consideration by the seventeenth meeting of the Conference of the Parties in October 2026.

Parties may wish to begin by planning the process they will follow for the preparation, review, approval and submission of the report, as well as identifying sources of information and data and making arrangements for reporting needs and functions. Furthermore, Parties may need to take into account the need for translation as the report should be submitted in one of the six official languages of the United Nations.

Generally, the preparation of the seventh national report will be overseen or led by the national focal point for the Convention on Biological Diversity. Countries may also wish to consider making use of existing coordinating or working bodies, or establishing new bodies to direct or otherwise support the preparation of the report. Parties could also use the bodies or mechanisms already established to coordinate the updating or revision of NBSAPs in alignment with the KMGBF.

National targets are the basis for national reporting (see figure 2). The national targets need to be submitted through the online reporting tool (which is based on the template agreed by the Conference of the Parties in [decision 15/6](#).)

The national targets template contains the following elements:

- National target name or title;
- Information on alignment to the corresponding goal or target of the KMGBF;
- Description of the national target, including information on how closely the national target aligns with the targets of the KMGBF,
- Identification of the main policy measures that will be put in place to reach the target;
- Associated commitments from actors other than national Governments;
- Means of and barriers to implementation.

On the basis of the mapping between the national target and relevant goals or targets of the KMGBF, the headline indicators associated with the national target are automatically generated. Parties can also include, on an optional basis, any component, complementary or national indicators they also intend to use to track progress towards their target.

As the national report format is based on the national targets a Party has set, Parties should review their national targets before starting to complete their national report. If any information in the submitted national targets is preliminary, or a draft, then Parties should update their targets as the first step of national reporting. Further, as the mapping of the national targets to the goals and targets of the KMGBF is used in the national report, Parties should make sure this mapping is accurate before starting the preparation of their national report. Similarly, Parties should ensure that the information on indicators that has been entered in the national targets' submission is accurate and up to date.

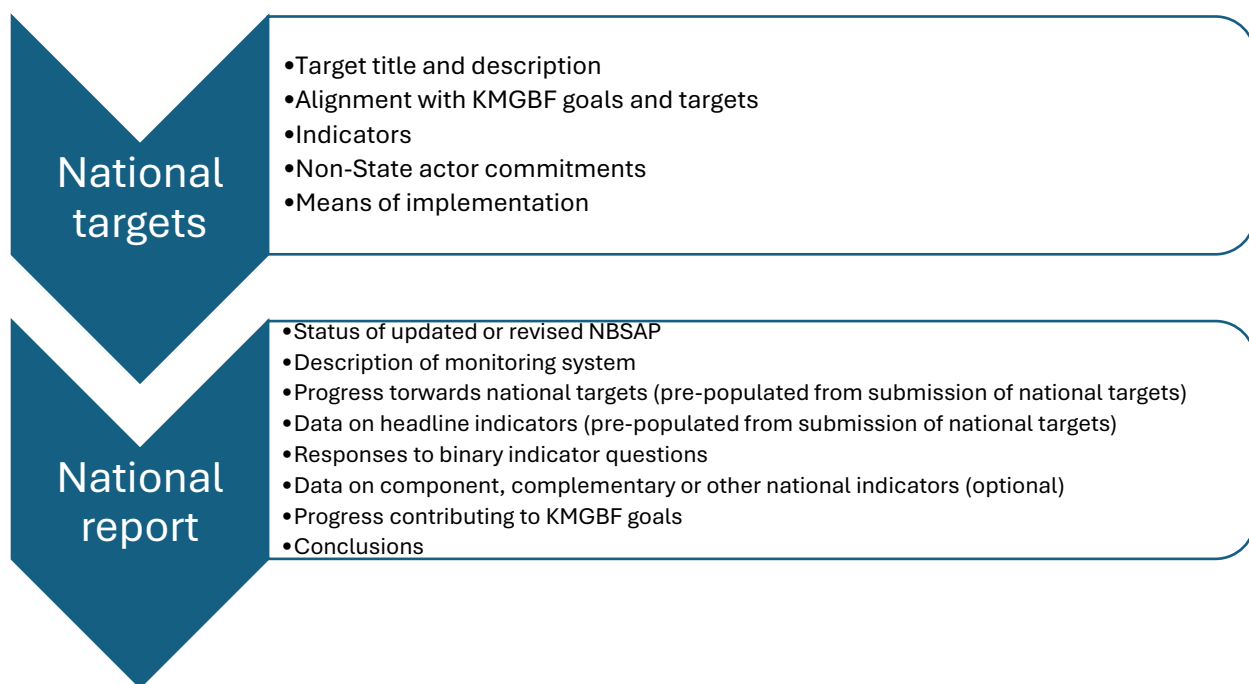


Figure 2. Links between information contained in the national targets and in the national report

What's new in the seventh national report?

- The submission of national targets in the online reporting tool as the first step of national reporting;
- Reporting progress towards national targets as opposed to global targets;
- Reporting the contribution that the implementation of targets is making towards global goals;
- The use of indicators as a part of the reporting template with required reporting on headline and binary indicators and optional reporting on component, complementary and national indicators;
- Specification of the role of non-state actors in contributing towards national targets (in the national target template);
- Structured information on the considerations included in Section C of the Framework (in the national target template);
- Financial reporting as part of the national reporting (not as a stand-alone report).

2.3. Use of the online reporting tool

The online reporting tool (ORT), available at: <https://ort.cbd.int>, is the official portal for the submission of the seventh national reports. The ORT pre-populates certain parts of the national report based on the submission of national targets. Once the national targets have been entered into the ORT, a report template specific to the country will be generated.

Assigning user roles

National Publishing Authority (“CHM - Publishing Authority: National Report and Strategic Plan”): This role gives the nominee the authority to: (a) submit to the ORT national information that will be automatically published online; and (b) validate and publish online (or edit it before publishing) national information submitted to the ORT by National Authorized Users (whose roles are specified below). The CBD National Focal Point is automatically assigned the National Publishing Authority role. The CBD National Focal Point can also nominate other National Publishing Authorities (see procedure below).

National Authorized User (“CHM – National Authorized User: National Report and Strategic Plan”): This role could be assigned without limitation to national assistants, by the CBD National Focal Point, and/or the National Publishing Authority, and gives the nominee(s) the authority to submit to the ORT national information that will be accessible only to the National Publishing Authority pending validation from the National Publishing Authority.

Nominating National Authorized Users and National Publishing Authority

The CBD National Focal Points are authorized to nominate National Publishing Authorities and National Authorized Users online as follows:

- Sign in with your CBD account to: <https://chm.cbd.int/>
- Click the **Submit** tab
- Click on the **User Management** tab.
- Search for existing users. If the person is already listed, you can add/modify their role and contact information.
- To add a new user: click on the **Add Authorized User** button and then follow the online instructions.
- Select the appropriate user role as described above.

Further guidance on the use of the online reporting tool is available in separate user guide at: <https://www.cbd.int/reports/nr7> as well as in the “Help” section of the ORT. The Secretariat is available to support Parties that have limited internet access or need support in entering the information in order to complete the report. Should Parties experience any difficulties in using the tool, they are invited to contact the Secretariat by e-mail to mea-cbd-monitoring-support@un.org.

III. General guidance

This section provides general guidance for the seventh national report as adopted by the Conference of the Parties [decision 15/6](#)¹. This general guidance is complemented by the more detailed information provided in this resource manual (present document).

Sources of information and data

The seventh national reports should use the most up-to-date data and information from appropriate sources, including headline indicators as well as component and complementary indicators, and other national indicators, where relevant. Other sources may include any recent reviews of national implementation or other national assessments, in particular any review of the implementation of NBSAPs, that provide a basis for developing national ambition or targets and/or revising or updating NBSAPs to implement the Framework. Parties could use information from earlier national reports as appropriate. National reports, reviews or communications submitted under relevant conventions and in connection with the Sustainable Development Goals could also be used as important information for assessing progress in the implementation of the Framework.

Stakeholder engagement and involvement

Further to decision 14/27, in which the Conference of the Parties decided that the submission of the next reports under the Convention and its Protocols would be synchronized, Parties should involve the respective national focal points for the Cartagena and Nagoya Protocols (if different from the primary national focal point for the Convention) in the preparation of the national report. National focal points of the biodiversity-related conventions and Rio conventions, as well as the national focal points for the Sustainable Development Goals and other relevant international and regional conventions should also be involved in the preparation of the national report.

Relevant stakeholders, including women, indigenous peoples and local communities, youth, civil society organizations, academia, the private sector, all levels of government and stakeholders from all other relevant sectors, should be involved in the preparation of the national report. Contributions from these stakeholders to the implementation of national targets, NBSAPs and the KMGBF, may be included in that national report.

Commitments by non-State actors should, where possible, be clearly identified in the submission of national targets in the ORT, and the national report should provide information on the implementation of those expected commitments.

In decision 15/6, actors other than national Governments were invited to develop and share, on a voluntary basis, commitments contributing to national biodiversity strategies and action plans and to the Kunming-Montreal Global Biodiversity Framework. The general principles and core reporting elements for commitments by actors other than national Governments were adopted in decision 16/32. The Secretariat is in the process of developing an online system for the submission of such commitments following the reporting elements agreed in that decision. Once operational, the

¹ For ease of reference, the Secretariat prepared a document containing the guidance (extracted from Annex II of decision 15/6, and the template (extracted from Annex I of decision 16/32), for the seventh national report. The document is available in all six United Nations languages at: <https://www.cbd.int/reports/NR7>

information submitted by actors other than national Governments will be made available online and Parties may wish to review this information when developing their national report.

Structure and format of the seventh and eighth national reports and use of the reports

To facilitate the preparation of the seventh national reports, each section of the report uses a standardized template that contains specific questions with a choice of possible answers or specific requests for substantive information. There is also space to provide narrative information to further substantiate the answers given in a focused and succinct manner. Links to relevant websites and publications where additional information may be found, including metadata for indicators, should be provided, reducing the need to include this information directly in the national report.

The seventh national report format contains five sections:

- Section I Brief overview of the process of preparation of the report;
- Section II Status of the revised or updated national biodiversity strategy and action plan in the light of the Kunming-Montreal Global Biodiversity Framework;
- Section III Assessment of progress towards national targets;²
- Section IV Assessment of progress related to the goals and targets of the Kunming-Montreal Global Biodiversity Framework;
- Section V Conclusions on the implementation of the Convention and the Kunming-Montreal Global Biodiversity Framework;

Use of indicators for monitoring and reporting

Parties are expected to report against each of the headline and binary indicators. The use of component, complementary national indicators is optional. What indicators are available for a Party to report against depends on how they have mapped their national targets to the targets of the KMGBF and which component, complementary and national indicators they have indicated they want to use to assess progress towards their national targets. To simplify the reporting process, the information for the indicators only needs to be entered once in the national report template. The values will automatically be populated throughout the national report where relevant. Further, where global data exists for the headline indicators, it will automatically be disaggregated and prepopulated for a country to use, if they so choose, in their national report. For each headline indicator, Parties will have the option to use their own national data, to use global data where available, to report that the indicator is not relevant and provide a description of why or to report that appropriate national or global data is not available and to describe the situation. The indicator information can be entered in the national report one indicator at a time, or it can be entered all at once. It can also be updated until the national report is officially submitted. The indicator information can be published separately from the complete national report.

² Note that reporting on the implementation of Goal D and Target 19 will include detailed assessments of support provided for the implementation of the Convention. However, information on gaps in implementation can also be included in the conclusions, in section V.

IV. Information on sections of the seventh national report

4.1 National targets and indicators

The reporting in the national report is on the basis of the national targets which have been submitted in the online reporting tool. Parties that have not submitted their national targets, or that have drafted but not submitted their national targets, are requested to finalize the national target submission in the online reporting tool as this is the first part of Section III of the seventh national report (as defined in the template for the seventh national report adopted in Annex I of decision 16/32).

Decision 16/32 requests all Parties to use headline indicators and to provide responses on binary yes/no questions, as set out in the monitoring framework of the KMGBF adopted in decision 15/5, in their national reports, and supplemented, as appropriate, by optional component and complementary indicators also included therein and other national indicators.

The template for national targets adopted in [decision 15/6](#) is reproduced below.

TEMPLATE FOR SUBMISSION OF NATIONAL TARGETS AS PART OF NATIONAL BIODIVERSITY STRATEGIES AND ACTION PLANS³ TOWARDS THE IMPLEMENTATION OF THE KUNMING-MONTREAL GLOBAL BIODIVERSITY FRAMEWORK

NATIONAL TARGETS			
National target 1 Full name/title of national target _____ _____ _____ _____	Alignment with global goals and targets <input type="checkbox"/> Goal A <input type="checkbox"/> Goal B <input type="checkbox"/> Goal C <input type="checkbox"/> Goal D <input type="checkbox"/> Global target 1 <input type="checkbox"/> Global target 2 ... <input type="checkbox"/> ... <input type="checkbox"/> Enabling conditions and/or other non-target elements of the Kunming-Montreal Global Biodiversity Framework (Please specify) _____ _____ _____	Degree of alignment <input type="checkbox"/> High <input type="checkbox"/> Medium <input type="checkbox"/> Low <input type="checkbox"/> High <input type="checkbox"/> Medium <input type="checkbox"/> Low <input type="checkbox"/> ... Explanation, including which aspects of the goal or target are covered (optional) _____ _____	Notes This table is to be repeated for each of the national targets. Please check all relevant national targets and indicate their degree of alignment with the global targets. High = covers all elements of the global target; Medium = covers most elements of the global target; Low = covers at least one element of the global target
	Please outline the main policy measures or actions that will be taken to achieve this national target. (optional) _____ _____		
	Indicators to be used to monitor this national target <u>Headline indicators</u> (drop-down menu of headline indicators for the global targets indicated above) <input type="checkbox"/> <input type="checkbox"/> <input type="checkbox"/> <u>Component indicators</u>		

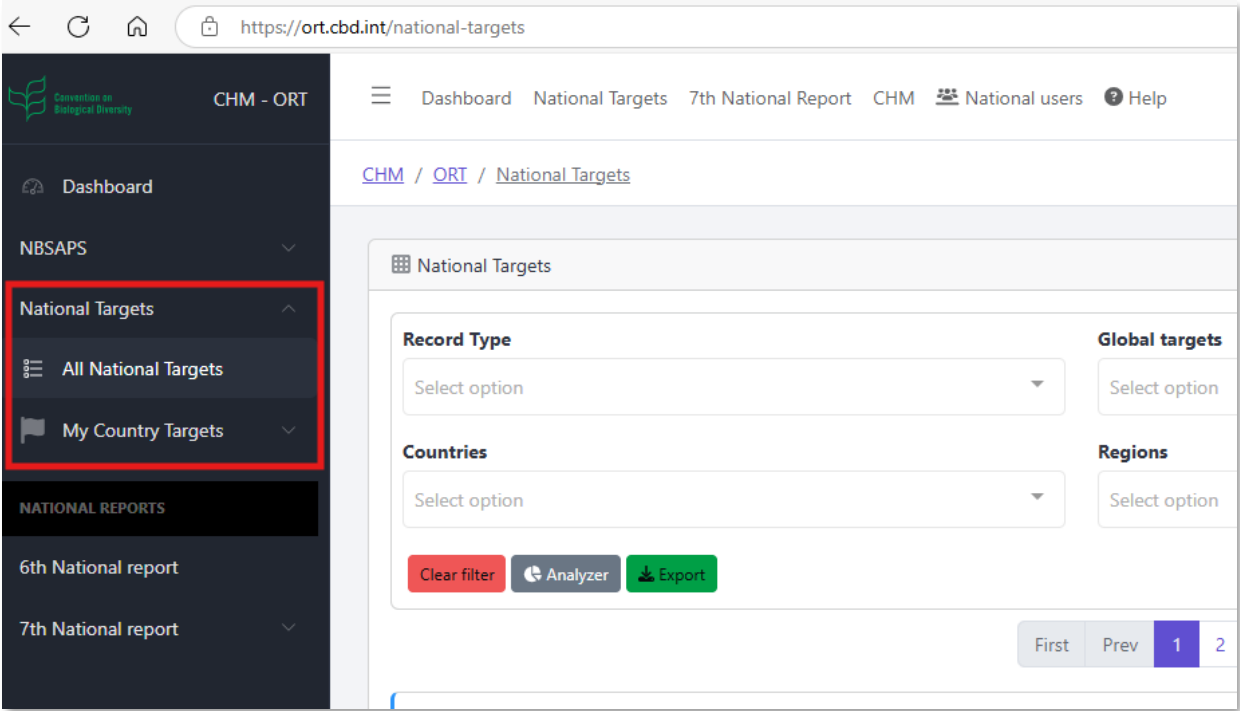
³ This information will be collected through the online reporting tool and it will also be utilized in the national reporting template.

	<p>(drop-down menu of component indicators for the global targets indicated above)</p> <input type="checkbox"/> <input type="checkbox"/> <input type="checkbox"/> <u>Complementary indicators</u> (drop-down menu of complementary indicators for the global targets indicated above) <input type="checkbox"/> <input type="checkbox"/> <input type="checkbox"/> <u>Other national indicators</u> <input type="checkbox"/> _____ <input type="checkbox"/> _____ <input type="checkbox"/> _____ ...	
	<p>Non-State actor commitments (optional) List the non-state commitments towards this national Target:</p> <hr/> <hr/> <hr/> <p>Are there any overlaps or links between this national target and targets or commitments submitted as non-State actor commitments to the Kunming-Montreal Global Biodiversity Framework? If “Yes”, please indicate which commitment(s) and which actor(s).</p> <hr/> <hr/> <hr/>	<p>It is important to describe in this entry how the initiative involves the national Government <u>and</u> others. This box would be used to reduce double counting.</p>
	<p>Means of implementation and barriers to implementation (optional) Please indicate if additional means of implementation are needed for the attainment of this national target.</p> <input type="checkbox"/> Additional means of implementation are needed Explain: <hr/> <hr/> <hr/> <hr/> <input type="checkbox"/> Means of implementation available <input type="checkbox"/> Other <hr/> <hr/> <p>Additional explanation: (optional)</p> <hr/> <hr/>	

GLOBAL GOALS/TARGETS			
Global goals and targets	National target(s) contributing to this global target	Elements of the global targets addressed by national targets	Notes
Global goal or target (full name/title)	<i>(Automatically generated list from Party’s input in the national targets table)</i>	<i>(Free text)</i>	<p><i>This table is to be repeated for each global goal and target</i></p> <p><i>Response is required for each of the global targets</i></p>

GLOBAL GOALS/TARGETS		
	<p>Indicators used to assess the global goal or target <i>(Pre-populated from the indicators listed in the Party's input in the national targets table)</i></p> <p>Is there a reference period and national target which relates to the headline indicator? If yes,</p> <p>Explanation (optional) _____</p>	<p><i>Note that the headline indicator for each goal or target should be included in the list of indicators and associated with a relevant national target.</i></p>

The ORT was developed following this template. National targets should be entered in the ORT at: <https://ort.cbd.int/national-targets> . Guidance on the use of the reporting tool to enter national targets is available in the “Help” section of the online reporting tool⁴ and in the user guide for the online reporting tool⁵.



⁴ Using an Online Reporting Tool for National Targets on Biodiversity Conservation: <https://ort.cbd.int/knowledge-base/articles/664c60c6d15594956c35b71e>

⁵ User guide to the online reporting tool available at: <https://www.cbd.int/reports/NR7>

4.2 National report

The template for the seventh and eighth national reports was adopted in Annex I of decision 16/32⁶. The sections of the template are reproduced below, with some additional guidance on the type of information that can be provided.

The seventh national report section of the online reporting tool has been designed to reflect the template adopted in Annex I of decision 16/32 and is available at: <https://ort.cbd.int/national-reports/nr7>. Note that the online reporting tool includes a flexible functionality which allows Parties to draft and publish one or more sections of the report at a time, which would make partial information available for use in the global report in advance of submitting the full report.

The screenshot shows the web interface for the 7th National Report. The browser address bar displays <https://ort.cbd.int/national-reports/nr7>. The page header includes the logo of the Convention on Biological Diversity and the text "CHM - ORT". The main navigation menu on the left lists various options, with the "7th National report" section highlighted by a red box. This section includes links for "All reports", "My country", "Indicator data", "Overview", "Section I", "Section II", "Section III", "Section IV", "Section V", and "Other information". The main content area shows a filter interface for "All 7th National Reports" with dropdown menus for "Record Type" and "Countries", and buttons for "Clear filter" and "Export". A message box indicates "There are no records to display!". The footer features a "FOLLOW US" banner.

⁶ For ease of reference, the Secretariat prepared a document containing the guidance (extracted from Annex II of decision 15/6, and the template (extracted from Annex I of decision 16/32), for the seventh national report. The document is available in all six United Nations languages at: <https://www.cbd.int/reports/NR7>

Section I. Brief overview of the process of preparation of the report

In this section, Parties are expected to briefly describe the national process followed for the preparation of the report, including information on the authorities responsible for the preparation and submission of the report, coordination mechanisms or methodologies used, as well as consultations undertaken for preparing the report. Parties may wish to highlight any challenges encountered in the process of preparing the report.

Template for section I provided in Annex I of decision 16/32

I. Brief overview of the process of preparation of the report

Country name	
National authorities responsible for the preparation and submission of the report	
Contact person	
Contact details	
Briefly describe the process followed for the preparation of the present report. Responses may include the following: <ul style="list-style-type: none">• Coordination mechanisms and methodology for data collection and validation employed, if applicable, as well as key challenges encountered.• Consultations undertaken at various levels for preparing the present report, involving and engaging various stakeholders and taking into account national circumstances, including by using a whole-of-government and whole-of-society approach.	

Section II. Status of the revised or updated national biodiversity strategy and action plan in alignment with the Kunming-Montreal Global Biodiversity Framework

In this section, Parties are asked to provide information on the status of the revised or updated NBSAP in alignment with the KMGBF including information on the type of legal or policy instrument that the NBSAP has been adopted as.

Parties are also asked to describe the national biodiversity monitoring system and how it tracks progress in the implementation of the NBSAP. This could include describing at what level the monitoring system has been established, the scope of monitoring, leading agencies to collect, verify and process different sets of data, which target and action in the NBSAP are being monitored and by whom, and what kind of information system or database has been established.

Please note that some of this information is also requested in the NBSAP submission template in the online reporting tool. Parties may wish to ensure that the information provided in both places is the same.

II. Status of the revised or updated national biodiversity strategy and action plan in alignment with the Kunming-Montreal Global Biodiversity Framework

1.	<p>Has your country revised or updated its national biodiversity strategy and action plan in alignment with the Framework?</p>	<p><input type="checkbox"/> Yes <input type="checkbox"/> No <input type="checkbox"/> In progress</p> <p>If the answer is “no” or “in progress”, please indicate the expected date of completion of the revision or updating of the national biodiversity strategy and action plan:</p> <p>_____</p>
2.	<p>Did your country involve and engage stakeholders in revising or updating its national biodiversity strategy and action plan?</p>	<p><input type="checkbox"/> Yes <input type="checkbox"/> No</p> <p><input type="checkbox"/> If the answer is “yes”, please select among the following (drop-down menu):</p> <ul style="list-style-type: none"> <input type="radio"/> Indigenous peoples and local communities <input type="radio"/> Women <input type="radio"/> Youth <input type="radio"/> Local and/or subnational government <input type="radio"/> Private sector <input type="radio"/> Other stakeholders
3.	<p>Has your country’s revised or updated national biodiversity strategy and action plan been adopted as a policy or a legal instrument, and/or integrated into other strategies?</p> <p>_____</p>	<p><input type="checkbox"/> Yes <input type="checkbox"/> No <input type="checkbox"/> In progress <input type="checkbox"/> Other</p> <p>If the answer is “no” or “other”, please specify and indicate the expected date of adoption:</p> <p>_____</p>
4.	<p>If the answer to question 3 is “yes”, indicate how your country’s revised or updated national biodiversity strategy and action plan has been adopted.</p>	<p><input type="checkbox"/> Adopted through legislation or otherwise by parliament <input type="checkbox"/> Adopted by the Council of Ministers, the Office of the President or of the Prime Minister, or an equivalent body <input type="checkbox"/> Adopted by the Ministry of the Environment or another sectoral ministry <input type="checkbox"/> Integrated into the poverty reduction strategy, sustainable development strategy, national development plan or another related strategy or plan <input type="checkbox"/> Other (please specify)</p> <p>_____</p>
5.	<p>Briefly describe the national biodiversity monitoring system and how it tracks progress in the implementation of the national biodiversity strategy and action plan.</p>	

Section III. Assessment of progress towards national targets

In this section, Parties are asked to report on progress in the implementation of their country's national targets and revised or updated national biodiversity strategy and action plan in alignment with the Framework. In cases where no national target is linked with one or more related global targets, it is suggested that countries report directly on progress contributing to the global targets. Targets are pre-populated from the submission of national targets or from the text of the global target when a national target does not exist for that global target.

Template for section III provided in Annex I of decision 16/32

III. Assessment of progress towards national targets

Please use the following template to report on progress in the implementation of your country's national targets and revised or updated national biodiversity strategy and action plan in alignment with the Framework. In cases where no national target is linked with one or more related global targets, it is suggested that countries report directly on progress contributing to the global targets.

National target (pre-populated from the submission of national targets or from the text of the global target when a national target does not exist for that global target)	
1.	Briefly describe the main actions taken to implement the target
2.	Indicate the current level of progress towards the target <ul style="list-style-type: none"> <input type="checkbox"/> On track to achieve target <input type="checkbox"/> Progress made but at an insufficient rate <input type="checkbox"/> No significant progress <input type="checkbox"/> Not applicable <input type="checkbox"/> Unknown <input type="checkbox"/> Achieved
3.	Provide a summary of progress towards the target, including the main outcomes achieved Provide a summary of key challenges encountered and different approaches that may be taken for further implementation
4.	Provide data on headline indicators used for assessing progress towards the target (pre-populated from the submission of national targets) <i>This section can be completed for targets with a headline indicator.</i> <ul style="list-style-type: none"> <input type="checkbox"/> Use national data sets <input type="checkbox"/> Use the data available from relevant global data sources provided <input type="checkbox"/> No data available. Please explain why: _____ <input type="checkbox"/> Not relevant. Please explain why: _____ <p><i>Parties that choose to use national data sets are requested to submit them in a tabular format and to specify the sources of data. Parties will submit data for each indicator once, even if the indicator is used for multiple goals and targets.</i></p> <p><i>Parties that choose to use globally or regionally available data sets will be provided with a tabular view of the data for the indicator.</i></p> <p><i>Parties that answer "no data available" are requested to briefly describe efforts under way to develop relevant indicators and data sets.</i></p> <p>Comments (optional): _____</p>

5.	<p>Respond to the questions for the binary indicator</p> <p><i>This section applies to targets with a binary indicator only</i></p>	<p><i>The binary indicators and questions will be included on the basis of the list adopted by the Conference of the Parties at its sixteenth meeting.</i></p> <p><i>Parties will submit data for each binary indicator only once, even if the indicator is used for multiple goals and targets.</i></p> <p>Comments (optional): _____</p>
6.	<p>Provide data on component, complementary or other national indicators used for assessing progress towards the target (optional) (pre-populated from the submission of national targets)</p>	<p><i>Parties may wish to provide data and sources of information in a tabular format.</i></p> <p>Comments (optional): _____</p>
7.	<p>Provide examples or cases to illustrate the effectiveness of the actions taken to implement the target. Provide relevant hyperlinks or attach related materials or publications, as needed.</p>	
8.	<p>Briefly describe how the implementation of the target relates to progress in achieving the related Sustainable Development Goals and associated targets, and the implementation of other related agreements (optional)</p>	

In this section, a country may encounter one of the following three situations:

- 1) If a country's national targets cover all the 23 global targets, the country reports on all its national targets in this section.
- 2) If a country's national targets cover some but not all of the global targets, the country is invited to report on all national targets as well as those global targets that are not covered by its national targets.
- 3) If a country has yet to enter national targets, it should enter national targets before proceeding. There are fields in the national target template that are not covered in other parts of the national report. It is thus suggested that the national targets be entered as the first step in the reporting process. It is possible to use any existing national target, for example from an NBSAP that is still valid or from another policy document.

The metadata for the indicators was welcomed in decision 16/31 and is accessible in document CBD/COP/16/INF/3/Rev.1⁷. The metadata contains a summary of the methodology for the indicator, including the computation methods, guidance on possible disaggregations, information on data compilation processes, available data sources, and additional references and guidance material. UNEP-WCMC has made the metadata for the headline and binary indicators available through a webpage so that it can be more easily used.⁸ UNEP-WCMC has also developed a "Target Tracker" online tool⁹ to visualise progress towards each of the goals and targets of the KMGBF. The "Target Tracker" shows progress at global, regional and national scales using headline indicators, derived

⁷ Revised guidance on using the indicators of the monitoring framework of the Kunming-Montreal Global Biodiversity Framework. CBD/COP/16/INF/3/Rev.1: <https://www.cbd.int/doc/c/ea34/8414/8c5e6797d291af15f33d6e40/cop-16-inf-03-rev1-en.pdf>

⁸ See <https://www.gbif-indicators.org/>

⁹ UNEP-WCMC Target Tracker: <https://target-tracker.org/en>

and aggregated from national data where possible. A table containing links to the metadata associated with each of the headline indicators is also available in Annex I to this document.

In addition, Annex II to this resource manual contains key elements, guiding questions and resource materials including web links compiled to assist with the review of progress in the implementation of each of the 23 targets of the Framework.

Indicator data

In section III, the list of targets with their associated indicators will be generated from the submission of national targets. It is for this reason that Parties are encouraged to complete the national targets section in the online reporting tool as a first step in the preparation of their national report.

Data for the indicators can be added in section III under each of the indicators (as described Box 1. below). Alternatively, Parties may add data for the indicators under the “Indicator Data” tab in the left-hand menu of the online reporting tool before completing section III of the report.

In section III, Parties are asked to report on their targets by filling out the descriptive fields with qualitative data and information. Unless the indicator information has been previously entered, Parties will also be prompted to enter their indicator data (see Box 1).

Parties will need to report against all of the headline indicators. For each headline indicator, there are four options as follows:

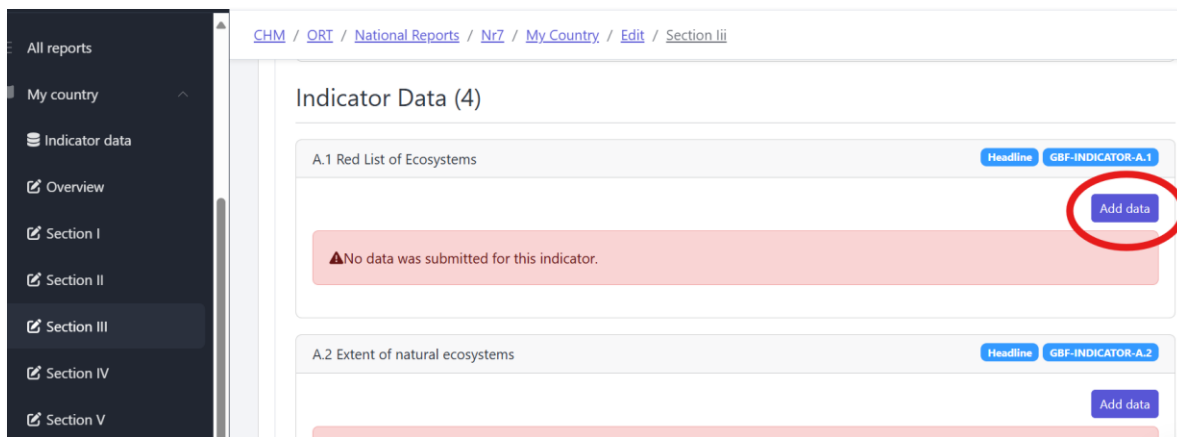
- 1) **Parties may report using their national data sets.** Parties are required to submit the information in a pre-determined tabular format. For each indicator, the Party will be asked to indicate the indicator value and unit, indicate if the value is a disaggregation of the headline indicator, the unit of the value and the year the value corresponds to. Additional information about the indicator can also be provided. Parties only need to submit data for each indicator once, even if the indicator is used for multiple goals and targets. See Box 1 for an example.
- 2) **Parties may report using global data which has been disaggregated.** In the online reporting tool, data for the headline indicators from global sources, where available and possible, will be disaggregated for each country and pre-populated in the online reporting tool. Parties will be able to review the global data and decide if they wish to use it in their national report or not.
- 3) **If a Party does not have suitable national data and they do not wish to use the available global data, they can choose to report no data.** If they do not report any data they will be asked to describe the situation, what any reporting challenges are and what efforts are under way to develop relevant indicators and data sets.
- 4) **A Party can report that the headline indicator is not relevant to their national context.** If they report that an indicator is not relevant, they will be asked to describe the situation and to explain why the indicator is not relevant.

For the binary indicators, Parties will be invited to answer the questions as adopted in Annex III to [decision 16/31](#).

Parties may also provide data for the component and complementary indicators and any related national indicators on a voluntary basis.

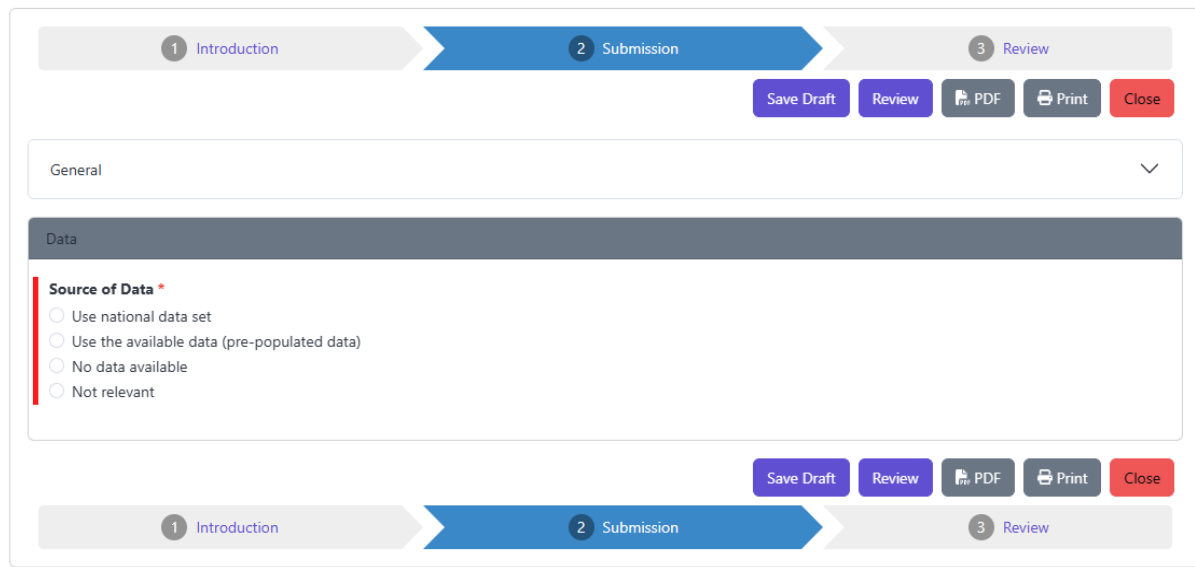
Box 1. Steps for adding indicator data in the online reporting tool

- For each of the headline indicators, click “Add data”.



- Select one of the options for the **source of data**.

A.1 Red List of Ecosystems



- When selecting “**Use national data set**”, the data must be entered using the format of the sample template provided for download.

Data

Source of Data *

Use national data set

Use the available data (pre-populated data)

No data available

Not relevant

National data set *

[Download sample template for the Indicator ↓](#)

The system strictly requires the data in the format of the sample template. Please download the sample template and fill in the data accordingly.

Choose File No file chosen

Comments

English (0) Arabic (0)

- Click on “Download sample template for indicator”.
- The screenshot below provides an example of a template for a specific indicator and the categories it contains.

	A	B	C	D	E	F	G	H
	Indicator code	Indicator	Does this data row represent a disaggregation	Disaggregation	Year	Unit	Value	Footnote
2	3.1	3.1 Coverage of protected areas and other effective area-based conservation measures			2025			
3	3.1	3.1 Coverage of protected areas and other effective area-based conservation measures			2024			
4	3.1	3.1 Coverage of protected areas and other effective area-based conservation measures			2023			
5	3.1	3.1 Coverage of protected areas and other effective area-based conservation measures			2022			
6	3.1	3.1 Coverage of protected areas and other effective area-based conservation measures			2021			

- You may wish to refer to Annex 1 of this manual, which contains the list of indicators, their codes, links to the metadata and additional information that may help fill out the template.
- Indicate if the value is a disaggregation of the headline indicator, the unit (e.g. hectares), the value (e.g. 5,000) and the year the value corresponds to. Additional information about

the indicator can also be provided. Parties only need to submit data for each indicator once, even if the indicator is used for multiple goals and targets.

- Once completed, save the file on your computer and upload it using the button “Choose file”.
- When selecting “**Use the available data (pre-populated data)**”, the system will look for national data within a global database which is identified in the metadata for that indicator. This global data is collected through the Target Tracker¹ which has been developed by UNEP-WCMC. The Target Tracker connects with different global databases which are maintained by international organizations listed in the metadata and allows this data to be pre-populated in the online reporting tool. If no global data is available through the Target Tracker, then this option will not be available for that indicator.
- When selecting “**No data available**” or “**Not relevant**”, Parties are requested to briefly describe efforts under way to develop relevant indicators, or why the indicator is not relevant.
- For each of the binary indicators, please click “Add response” and answer the questions by selecting either “No”, “Under development”, “Partially”, “Fully” or “Not applicable”.

Binary indicator: 6.b Number of countries adopting relevant regulations, processes and measures to reduce the impact of invasive alien species (KMGBF-INDICATOR-BIN-6)

[Add response](#)

6.1 Does your country have regulations and processes empowering relevant institutions to implement the measures necessary for a reduction in the introduction and impact of invasive alien species?

▲ Your country has not yet provided a response to this binary indicator question.

6.2 Does your country have measures in place for preventing the introduction and establishment of invasive alien species?

▲ Your country has not yet provided a response to this binary indicator question.

6.3 Does your country have measures in place for eradicating or controlling invasive alien species?

▲ Your country has not yet provided a response to this binary indicator question.

Section IV. Assessment of national progress contributing to the goals of the Kunming-Montreal Global Biodiversity Framework

In this section, for each of the 2050 goals, Parties are invited to provide a summary of national progress contributing to the global goals, including main outcomes achieved so far, as well as key challenges encountered, and different approaches that may be taken for further implementation in the future.

Headline, binary, component, and complementary and other national indicators are pre-populated from the submission of national targets. Steps to follow for entering indicator data is similar to the procedure described above for Section III.

IV. Assessment of national progress contributing to the goals of the Kunming-Montreal Global Biodiversity Framework

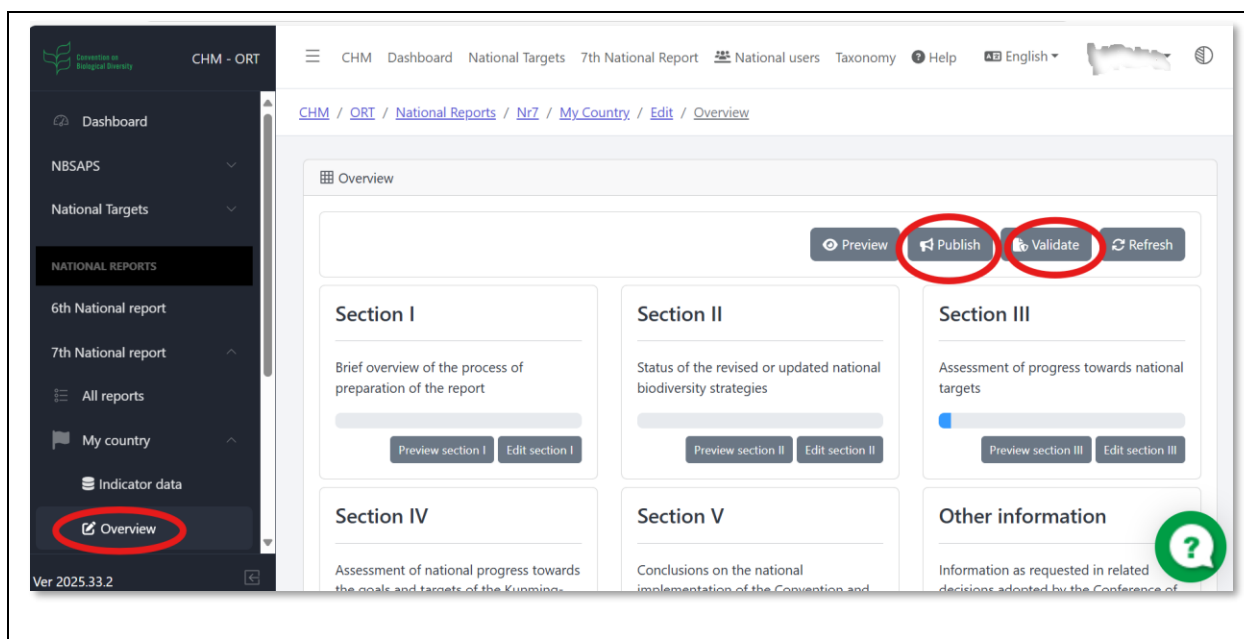
<i>2050 goals</i>	<i>Summary of national progress contributing to the global goals</i>	<i>Headline and binary indicators (pre-populated from the submission of national targets)</i>	<i>Component, complementary or other national indicators (pre-populated from the submission of national targets)</i>	<i>Source of data for indicators</i>
Goal ____		<i>(Relevant indicators will be provided for selection, as described in section III above)</i>	<i>(Relevant indicators will be provided for selection, as described in section III above) For national indicators, countries may need to submit relevant national indicators in a tabular format.</i>	

Section V. Conclusions on the national implementation of the Convention on Biological Diversity and the Kunming-Montreal Global Biodiversity Framework

In section V, Parties are encouraged to provide a summary of the national implementation of the Convention on Biological Diversity and the Framework and all its sections, including their main achievements and challenges encountered, in particular those related to capacity, technical, technological, institutional and financial gaps and constraints, and support provided for implementation. Parties may refer to cross-cutting challenges affecting the implementation of the Convention and the Framework or specific obstacles that have hindered progress in the implementation of their NBSAP or in reaching specific national targets. Examples of cross cutting challenges and obstacles that Parties may wish to report on include lack of adequate financial, human and technical resources; difficulties regarding interministerial or inter-agency cooperation and coordination; lack of timely and reliable access to knowledge, information and data; lack of the scientific expertise needed to support project development and management; and lack of access to relevant technology for implementation. Parties should try to avoid duplication if such information is covered in the sections above.

Box 2. Steps to publish a national report in the online reporting tool

In the “**Overview section**”, first use the “**Validate**” button to check if any mandatory fields are missing. If there are no error message, Parties are able to press “**Publish**”.



V. Additional resources

Annex II provides links to key decisions of the Conference of the Parties, key elements, guiding questions and resource materials for the 23 targets of the Kunming-Montreal Global Biodiversity Framework.

Additional resources, including a user guide for the online reporting tool, and links to webinars, is made available at: <https://www.cbd.int/reports/NR7>

If you have any questions about completing your national report or questions about this manual, please contact secretariat@cbd.int.

Questions relating to the use of the online reporting tool may be sent to mea-cbd-monitoring-support@un.org.

Annex I.¹⁰ Headline indicators and voluntary component and complementary indicators in the monitoring framework for the Kunming-Montreal Global Biodiversity Framework, metadata and optional disaggregations

<i>Goal/target</i>	<i>Headline or binary indicator</i>	<i>Metadata</i>	<i>Optional disaggregations</i>	<i>Component indicator</i>	<i>Complementary indicator</i>
A	A.1 Red List of Ecosystems	Metadata A.1	For indicator A.1: By realm, biome and ecosystem functional group (Global Ecosystem Typology levels 2 and 3 or equivalent) By indigenous and traditional territories By protected areas or other effective area-based conservation measures By drivers (matched to the International Union for Conservation of Nature Threats Classification Scheme)	A.CT.1 Ecosystem Intactness Index A.CT.2 Ecosystem Integrity Index A.CT.3 Species Habitat Index A.CT.4 Biodiversity Habitat Index A.CT.5 Biodiversity Intactness Index A.CT.6 Protected Connected Index A.CT.7 Protected Area Representativeness and Connectedness Indices A.CT.8 Number of extinctions averted	A.CY.1 Forest area as a proportion of total land area A.CY.2 Rate of tree cover loss A.CY.3 Mountain Green Cover Index A.CY.4 Continuous global mangrove forest cover A.CY.5 Mangrove forest fragmentation A.CY.6 Mangrove extent A.CY.7 Global salt marsh extent A.CY.8 Wetland Extent Trends Index A.CY.9 Forest Fragmentation Index A.CY.10 Forest Landscape Integrity Index A.CY.11 Global Vegetation Health Products 8.CT.2 Bioclimatic Ecosystem Resilience Index A.CY.12 Relative magnitude of fragmentation A.CY.13 Ocean Health Index A.CY.14 Extent of physical damage to predominant seafloor habitats A.CY.15 River Fragmentation Index A.CY.16 Mean species abundance 3.CT.2 Species Protection Index A.CY.17 Changes in plankton biomass and abundance A.CY.18 Comprehensiveness of conservation of socioeconomically and culturally valuable species
	A.2 Extent of natural ecosystems	Metadata A.2	For indicator A.2: By realm, biome and ecosystem functional group (Global Ecosystem Typology levels 2 and 3 or equivalent) By indigenous and traditional territories By natural and seminatural ecosystem, if feasible	A.CT.9 Evolutionarily Distinct and Globally Endangered Index A.CT.10 Living Planet Index A.CT.11 Wild Bird Index	A.CY.17 Changes in plankton biomass and abundance A.CY.18 Comprehensiveness of conservation of socioeconomically and culturally valuable species
	A.3 Red List Index	Metadata A.3	For indicator A.3: ¹¹		4.CT.1 Number of (a) plant and (b) animal genetic resources for food and agriculture

¹⁰ In line with paragraphs 2 (a) and (b) of annex I to decision [15/5](#), the relevant data and the methodology for indicators must be publicly available and accessible for all.

¹¹ Specific Red List Index disaggregations are also included in the relevant targets as complementary indicators.

<i>Goal/target</i>	<i>Headline or binary indicator</i>	<i>Metadata</i>	<i>Optional disaggregations</i>	<i>Component indicator</i>	<i>Complementary indicator</i>
	A.4 The proportion of populations within species with an effective population size greater than 500	Metadata A.4	By realm, biome and ecosystem functional group (Global Ecosystem Typology levels 2 and 3 or equivalent) By migratory species By drivers (matched to the International Union for Conservation of Nature Threats Classification Scheme) For indicator A.4: Species Taxonomic groups		secured in either medium- or long-term conservation facilities 4.CT.4 Proportion of local breeds classified as being at risk of extinction A.CY.19 Red List Index (wild relatives of domesticated animals) A.CY.20 Species Status Information Index A.CY.21 Expected loss of phylogenetic diversity A.CY.22 Proportion of populations maintained within species
B	B.1 Services provided by ecosystems B.b Number of countries with policies or actions for implementing and monitoring the sustainable use of biodiversity and the maintenance and enhancement of nature's contributions to people, including ecosystem	Metadata B.1 Metadata B.b	For indicator B.1: By type of ecosystem service By realm, biome and ecosystem functional group (Global Ecosystem Typology levels 2 and 3 or equivalent) By indigenous and traditional territories n/a	B.CT.1 Red List Index for utilized species B.CT.2 Living Planet Index for utilized species B.CT.3 Total value of ecosystem services in monetary units	16.CT.3 Ecological footprint B.CY.1 Red List Index (pollinating species) 4.CT.2 Green Status of Species 11.CT.3 Level of water stress: freshwater withdrawal as a proportion of available freshwater resources 11.CT.2 Proportion of bodies of water with good ambient water quality B.CY.2 Forestry production and trade (wood fuel) 21.CT.3 Index of Linguistic Diversity B.CY.3 United Nations Educational, Scientific and Cultural Organization culture 2030 indicators

<i>Goal/target</i>	<i>Headline or binary indicator</i>	<i>Metadata</i>	<i>Optional disaggregations</i>	<i>Component indicator</i>	<i>Complementary indicator</i>
	functions and services				
C	<p>C.1 Monetary benefits received in accordance with applicable internationally agreed access and benefit-sharing instruments</p> <p>C.2 Non-monetary benefits arising from applicable international access and benefit-sharing instruments</p> <p>13.b Number of countries that have taken effective legal, policy, administrative and capacity-building measures at all levels, as appropriate, to ensure the fair and equitable sharing of benefits from the utilization of genetic resources and from digital sequence information on genetic resources, as well as traditional knowledge</p>	<p>Metadata C.1</p> <p>Metadata C.2</p> <p>Metadata 13.b</p>	<p>For indicator C.1: By monetary benefits received by indigenous peoples and local communities By relevant access and benefit-sharing instrument</p> <p>For indicator C.2: By type of non-monetary benefits By non-monetary benefits received by indigenous peoples and local communities By relevant access and benefit-sharing instrument</p>	..	<p>C.CY.1 Number of users that have provided information relevant to the utilization of genetic resources to designated checkpoints</p> <p>13.CT.1 Total number of internationally recognized certificates published on the Access and Benefit-sharing Clearing-House</p> <p>C.CY.2 Number of checkpoint communiqués published on the Access and Benefit-sharing Clearing-House</p> <p>C.CY.3 Total number of internationally recognized certificates of compliance for non-commercial purposes in the Access and Benefit-sharing Clearing-House</p>

<i>Goal/target</i>	<i>Headline or binary indicator</i>	<i>Metadata</i>	<i>Optional disaggregations</i>	<i>Component indicator</i>	<i>Complementary indicator</i>
	associated with genetic resources				
D	D.1 International public funding, including official development assistance for conservation and sustainable use of biodiversity and ecosystems D.2 Domestic public funding on conservation and sustainable use of biodiversity and ecosystems	Metadata D.1 Metadata D.2	For indicators D1 and D2: No specific disaggregations listed	..	D.CY.1 Number of researchers per population D.CY.2 Number of joint scientific papers published in the Ocean Biodiversity Information System by sector D.CY.3 Proportion of total research budget allocated to research in the field of marine technology D.CY.4 Volume of official development assistance flows for scholarships by sector and type of study D.CY.5 Global imports of information and communications technology goods by category 20.CT.1 Total amount of funding for developing countries to promote the development, transfer, dissemination and diffusion of environmentally sound technologies D.CY.6 International funding targeted at indigenous peoples and local communities within biodiversity-related activities D.CY.7 International funding targeted at youth within biodiversity-related activities D.CY.8 International funding targeted at gender equality and women's rights policy objectives within biodiversity-related activities D.CY.9 Monetary value of the annual budget for biodiversity from total national budget D.CY.10 Percentage of annual biodiversity expenditure in total national government budgets D.CY.11 Domestic funding targeted at indigenous peoples and local communities within biodiversity-related activities D.CY.12 Domestic funding targeted at youth within biodiversity-related activities D.CY.13 Domestic funding targeted at gender equality and women's rights policy objectives within biodiversity-related activities
	D.3 Private funding (domestic and international) on conservation and sustainable use of biodiversity and ecosystems	Metadata D.3	For indicator D3: By funding source (including international private philanthropic organization for development, private biodiversity finance mobilized by official development finance (separate bilateral and multilateral indicators), biodiversity offsets, payment for ecosystem services, domestic private donations, private benefit-sharing schemes and other instruments, including biodiversity-relevant bonds (impact investing, credit markets, insurance products)		

<i>Goal/target</i>	<i>Headline or binary indicator</i>	<i>Metadata</i>	<i>Optional disaggregations</i>	<i>Component indicator</i>	<i>Complementary indicator</i>
					<p>D.CY.14 Private funding targeted at indigenous peoples and local communities within biodiversity-related activities</p> <p>D.CY.15 Private funding targeted at youth within biodiversity-related activities</p> <p>D.CY.16 Private funding targeted at gender equality and women's rights policy objectives within biodiversity-related activities</p> <p>D.CY.17 Private funding mobilized for indigenous peoples and local communities, women and youth</p>
1	<p>A.1 Red List of Ecosystems</p> <p>A.2 Extent of natural ecosystems</p> <p>1.1 Percentage of land and sea area covered by biodiversity-inclusive spatial plans</p> <p>1.b Number of countries using participatory, integrated and biodiversity-inclusive spatial planning and/or effective management processes addressing land- and sea-use change to bring the loss of areas of high biodiversity importance close to zero by 2030</p>	<p>Metadata A.1</p> <p>Metadata A.2</p> <p>Metadata 1.1</p> <p>Metadata 1.b</p>	<p>For indicators A.1 and A.2: Described in Goal A (some disaggregations may be more relevant to the specific target)</p> <p>For indicator 1.1: No metadata currently proposed</p>	..	1.CY.1 Proportion of transboundary basin area with an operational arrangement for water cooperation

<i>Goal/target</i>	<i>Headline or binary indicator</i>	<i>Metadata</i>	<i>Optional disaggregations</i>	<i>Component indicator</i>	<i>Complementary indicator</i>
2	2.1 Area under restoration	Metadata 2.1	By ecosystem functional group (Global Ecosystem Typology levels 2 and 3 or equivalent) By indigenous and traditional territories By protected areas or other effective area-based conservation measures By type of restoration activity	2.CT.1 Proportion of land that is degraded over total land area	2.CY.1 Global Ecosystem Restoration Index 2.CY.2 Proportion of key biodiversity areas in favourable condition
3	3.1 Coverage of protected areas and other effective area-based conservation measures	Metadata 3.1	By protected areas and other effective area-based conservation measures; By realm, biome and ecosystem functional group (Global Ecosystem Typology levels 2 and 3 or equivalent) By areas of importance for biodiversity By effectiveness (protected area management effectiveness) By governance type By indigenous and traditional territories	A.CT.6 Protected Connected Index 3.CT.1 Protected Area Connectedness Index 3.CT.2 Species Protection Index	3.CY.1 Rate of protected area downgrading, downsizing and degazettement events 3.CY.2 International Union for Conservation of Nature Green List of Protected and Conserved Areas Standard 2.CY.2 Proportion of key biodiversity areas in favourable condition 3.CY.3 Protected Area Isolation Index 3.CY.4 Protected Areas Network metric 3.CY.5 Number of protected areas that have completed a site-level assessment of governance and equity
4	A.3 Red List Index A.4 Proportion of populations within species with an effective population size greater than 500 specimens	Metadata A.3 Metadata A.4	For indicators A.3 and A.4: Described in Goal A (some disaggregations may be more relevant to the specific target)	A.CT.10 Living Planet Index 4.CT.1 Number of (a) plant and (b) animal genetic resources for food and agriculture secured in either medium- or long-term conservation facilities 4.CT.2 Green status of species 4.CT.3 Human-wildlife conflict indicator 4.CT.4 Proportion of local breeds classified as being at risk of extinction	4.CY.1 Species Threat Abatement and Restoration metric A.CY.19 Red List Index (wild relatives of domesticated animals) 4.CY.2 Number of island invasive alien species eradications

<i>Goal/target</i>	<i>Headline or binary indicator</i>	<i>Metadata</i>	<i>Optional disaggregations</i>	<i>Component indicator</i>	<i>Complementary indicator</i>
5	5.1 Proportion of fish stocks within biologically sustainable levels 5.b. Number of countries with legal instruments or other policy frameworks for regulating trade in wild species	Metadata 5.1 Metadata 5.b	By the Food and Agriculture Organization of the United Nations major marine fishing areas	5.CT.1 Red List Index (impacts of utilization) for utilized species B.CT.2 Living Planet Index for utilized species 5.CT.2 Degree of implementation of international instruments aiming to combat illegal, unreported and unregulated fishing	5.CY.1 Inland fisheries threat indicator 5.CY.2 Red List Index (for internationally traded species)) 5.CY.3 Red List Index (impacts of fisheries) 5.CY.4 Marine Stewardship Council Fish Certified Catch 5.CY.5 Total catch of cetaceans under the International Convention for the Regulation of Whaling 5.CY.6 By-catch of vulnerable and non-target species 5.CY.7 Number of Marine Stewardship Council chain of custody certification holders by distribution country 5.CY.8 Biodiversity-based trade, growth rates
6	6.1 Rate of invasive alien species establishment 6.b Number of countries adopting relevant regulations, processes and measures to reduce the impact of invasive alien species	Metadata 6.1 Metadata 6.b	For indicators 6.1 and 6.2: By taxonomic group By pathway	..	6.CY.1 Red List Index (impacts of invasive alien species)
7	7.1 Index of coastal eutrophication 7.2 Pesticide environment concentration and/or	Metadata 7.1 Metadata for this indicator is not	For indicator 7.1: By type of nutrient By subbasin For indicator 7.2: By pesticide type By use of pesticide products in each sector	7.CT.1 Cropland nutrient budget 7.CT.2 Proportion of domestic and industrial wastewater flows safely treated 7.CT.3 Plastic debris density 7.CT.4 Red List Index (impact of pollution)	7.CY.1 Trends in loss of reactive nitrogen to the environment. 7.CY.2 Trends in nitrogen deposition 7.CY.3 Proportion of municipal solid waste collected and managed in controlled facilities out of total municipal waste generated, by cities 7.CY.4 Hazardous waste generation per capita

<i>Goal/target</i>	<i>Headline or binary indicator</i>	<i>Metadata</i>	<i>Optional disaggregations</i>	<i>Component indicator</i>	<i>Complementary indicator</i>
	Aggregated total applied toxicity ¹²	currently available Metadata 7.2			7.CY.5 Trends in the amount of litter, including microplastics, in the water column and on the seafloor 7.CY.6 Pesticide use per area of cropland
8	8.b Number of countries with policies to minimize the impact of climate change and ocean acidification on biodiversity and to minimize negative and foster positive impacts of climate action on biodiversity	Metadata 8.b	B.1 disaggregation: Total climate regulation services provided by ecosystems and by ecosystem type	8.CT.1 Number of countries that adopt and implement national disaster risk reduction strategies in line with the Sendai Framework for Disaster Risk Reduction 2015–2030 8.CT.2 Bioclimatic Ecosystem Resilience Index	8.CY.1 Above-ground biomass stock in forest (tons/ha) 8.CY.2 National greenhouse gas inventories from land use, land-use change and forestry 8.CY.3 Proportion of local governments that adopt and implement local disaster risk reduction strategies in line with national disaster risk reduction strategies 7.1 Index of coastal eutrophication 8.CY.4 Average marine acidity (pH) measured at agreed suite of representative sampling stations
9	9.1 Benefits from the sustainable use of wild species 9.2 Percentage of the population in traditional occupations 9.b Number or countries with policies to manage the use of wild species sustainably, providing social, economic and	Metadata 9.1 Metadata 9.2 Metadata 9.b	For indicator 9.1: No metadata currently proposed. Described under Goal B For indicator 9.2: By type of occupations By indigenous peoples and local communities By gender By age category By rural versus urban category	9.CT.1 Red List Index (species used for food and medicine) B.CT.2 Living Planet Index for utilized species	5.CT.2 Degree of implementation of international instruments aiming to combat illegal, unreported and unregulated fishing 5.CY.7 Number of Marine Stewardship Council chain of custody certification holders by distribution country 9.CY.1 Spawning stock biomass (related to commercially exploited species) 4.CT.1 Number of (a) plant and (b) animal genetic resources for food and agriculture secured in either medium- or long-term conservation facilities 9.CY.2 Volume of production per labour unit by classes of farming/pastoral/forestry enterprise size 5.CY.3 Red List Index (impacts of fisheries) 9.CY.3 Red List Index (impact of utilization)

¹² Parties may choose to report on pesticide environment concentration and/or aggregated total applied toxicity headline indicator, depending on the availability of methodology and in accordance with their national circumstances and technical capacities.

<i>Goal/target</i>	<i>Headline or binary indicator</i>	<i>Metadata</i>	<i>Optional disaggregations</i>	<i>Component indicator</i>	<i>Complementary indicator</i>
	environmental benefits for people, and to protect and encourage customary sustainable use by indigenous peoples and local communities				
10	10.1 Proportion of agricultural area under productive and sustainable agriculture 10.2 Progress towards sustainable forest management	Metadata 10.1 Metadata 10.2	For indicator 10.1: By household and non-household sector farms By crops and livestock For indicator 10.2: By indigenous and traditional territories	10.CT.1 Average income of small-scale food producers, by sex and indigenous status	10.CY.1 Agrobiodiversity Index 10.CY.2 Soil organic carbon stocks A.CY.19 Red List Index (wild relatives of domesticated animals) B.CY.2 Red List Index (pollinating species) 10.CY.3 Red List Index (forest specialist species) 5.CY.3 Red List Index (impacts of fisheries) 4.CT.4 Proportion of local breeds classified as being at risk of extinction 2.CT.1 Proportion of land that is degraded over total land area 10.CY.4 Area of forest under sustainable management: total forest management certification by the Forest Stewardship Council and the Programme for the Endorsement of Forest Certification
11	B.1 Services provided by ecosystems	Metadata B.1	Described under Goal B	11.CT.1 Annual mean levels of fine particulate matter (e.g. PM _{2.5} and PM ₁₀) in cities 11.CT.2 Proportion of bodies of water with good ambient water quality 11.CT.3 Level of water stress: freshwater withdrawal as a proportion of available freshwater resources	11.CY.1 Air emission accounts 11.CY.2 Proportion of local administrative units with established and operational policies and procedures for participation of local communities in water and sanitation management 11.CY.3 Proportion of population using safely managed drinking water services 11.CY.4 Mortality rate attributed to unsafe water, unsafe sanitation and lack of hygiene (exposure to unsafe Water, Sanitation and Hygiene for All (WASH) services)

<i>Goal/target</i>	<i>Headline or binary indicator</i>	<i>Metadata</i>	<i>Optional disaggregations</i>	<i>Component indicator</i>	<i>Complementary indicator</i>
					11.CY.5 Number of deaths, missing persons and directly affected persons attributed to disasters per 100,000 population
12	12.1 Average share of the built-up area of cities that is green or blue space for public use for all 12.b Number of countries with biodiversity-inclusive urban planning referring to green or blue urban spaces	Metadata 12.1	By space type: by realm, biome and ecosystem functional group (Global Ecosystem Typology levels 2 and 3 or equivalent)	12.CT.1 Singapore Index on Cities' Biodiversity	..
13	C.1 Monetary benefits received in accordance with applicable internationally agreed access and benefit-sharing instruments C.2 Non-monetary benefits arising from applicable international access and benefit-sharing instruments 13.b Number of countries that have taken effective legal, policy, administrative and capacity-building measures at all levels, as	Metadata C.1 Metadata C.2 Metadata 13.b	Described in Goal C	13.CT.1 Total number of internationally recognized certificates published on the Access and Benefit-sharing Clearing-House	13.CY.1 Total number of transfers of crop material from the Multilateral System of the International Treaty on Plant Genetic Resources for Food and Agriculture received in a country C.CY.1 Number of users that have provided information relevant to the utilization of genetic resources to designated checkpoints C.CY.2 Number of checkpoint communiqués published on the Access and Benefit-sharing Clearing-House C.CY.3 Total number of internationally recognized certificates of compliance for non-commercial purposes in the Access and Benefit-sharing Clearing-House

<i>Goal/target</i>	<i>Headline or binary indicator</i>	<i>Metadata</i>	<i>Optional disaggregations</i>	<i>Component indicator</i>	<i>Complementary indicator</i>
	appropriate, to ensure the fair and equitable sharing of benefits from the utilization of genetic resources and from digital sequence information on genetic resources, as well as traditional knowledge associated with genetic resources				
14	14.b Number of countries integrating biodiversity and its multiple values into policies, regulations, planning, development processes, poverty eradication strategies and, as appropriate, national accounts, within and across all levels and across all sectors, and progressively aligning all relevant public and private activities and fiscal and financial flows with the goals and	Metadata 14.b	..	14.CT.1 Integration of biodiversity into national accounting and reporting systems, defined as implementation of the System of Environmental-Economic Accounting	..

<i>Goal/target</i>	<i>Headline or binary indicator</i>	<i>Metadata</i>	<i>Optional disaggregations</i>	<i>Component indicator</i>	<i>Complementary indicator</i>
	targets of the Framework				
15	15.1 Number of companies disclosing their biodiversity-related risks, dependencies and impacts 15.b Number of countries with legal, administrative or policy measures aimed at encouraging and enabling business and financial institutions, and in particular for large and transnational companies and financial institutions, to progressively reduce their negative impacts on biodiversity, increase their positive impacts, reduce their biodiversity-related risks and promote actions to ensure sustainable patterns of production	Metadata 15.1 Metadata 15.b	By sector	15.CT.1 Number of companies publishing sustainability reports	15.CY.1 Number of organizations within the country that have signalled an intent to start adopting the recommendations of the Taskforce on Nature-related Financial Disclosures
16	16.b Number of countries	Metadata 16.b	..	16.CT.1 Food Waste Index	16.CY.1 Extent to which (i) global citizenship education and (ii) education for sustainable

<i>Goal/target</i>	<i>Headline or binary indicator</i>	<i>Metadata</i>	<i>Optional disaggregations</i>	<i>Component indicator</i>	<i>Complementary indicator</i>
	developing, adopting or implementing policy instruments aimed at encouraging and enabling people to make sustainable consumption choices			16.CT.2 Material footprint, material footprint per capita, and material footprint per GDP 16.CT.3 Ecological footprint	development are mainstreamed in (a) national education policies; (b) curricula; (c) teacher education and (d) student assessment 16.CY.2 National recycling rate, tons of material recycled 16.CY.3 Human appropriation of net primary production 16.CY.4 CO ₂ emission per unit of value added 16.CY.5 Change in water-use efficiency over time 16.CY.6 Indicators from the Life Cycle Impact Assessment Programme 16.CY.7 Poverty level
17	17.b Number of countries that have taken action to implement biosafety measures as set out in Article 8(g) of the Convention and measures for the handling of biotechnology and the distribution of its benefits as set out in Article 19	Metadata 17.b	17.CY.1 Indicators related to the Cartagena Protocol on Biosafety
18	18.1 Positive incentives in place to promote biodiversity conservation and sustainable use	Metadata 18.1	For indicator 18.1: By type of incentive (taxes, fees and charges, subsidies, tradable permits, payment for ecosystem services programmes and offset schemes) ¹³	18.CT.1 Revenue generated by biodiversity-relevant tradable permits (if auctioned) 18.CT.2 Monetary value of payments for ecosystem services	..

¹³ The monitoring framework acknowledges that nothing in this framework should be understood as modifying the rights and obligations of Parties under the World Trade Organization.

<i>Goal/target</i>	<i>Headline or binary indicator</i>	<i>Metadata</i>	<i>Optional disaggregations</i>	<i>Component indicator</i>	<i>Complementary indicator</i>
	18.2 Value of subsidies and other incentives harmful to biodiversity	Metadata 18.2	For indicator 18.2: By sector (agricultural, fisheries, fossil fuels and other sectors)	18.CT.3 Monetary value of biodiversity offsets	
19	See Goal D indicators		Described in Goal D	..	See Goal D indicators
20	20.b Number of countries that have taken significant action to strengthen capacity-building and development and access to and transfer of technology, and to promote the development of and access to innovation and technical and scientific cooperation		..	20.CT.1 Total amount of funding for developing countries to promote the development, transfer, dissemination and diffusion of environmentally sound technologies	20.CY.1 Researchers (in full-time equivalent) per million inhabitants D.CY.2 Number of joint scientific papers published in the Ocean Biodiversity Information System by sector D.CY.3 Proportion of total research budget allocated to research in the field of marine technology D.CY.4 Volume of official development assistance flows for scholarships by sector and type of study 20.CY.2 Global imports of information and communications technology goods as presented by bilateral trade flows by information and communications technology goods category 20.CT.1 Total amount of funding for developing countries to promote the development, transfer, dissemination and diffusion of environmentally sound technologies
21	21.1 Indicator on biodiversity information for monitoring the Kunming-Montreal Global Biodiversity Framework	Metadata 21.1	By type of information	21.CT.1 Species Information Index 21.CT.2 Participation of indigenous peoples and local communities in decision-making related to the implementation of the Convention at all levels 21.CT.3 Index of Linguistic Diversity	21.CY.1 Growth in number of records and species in the Living Planet Index database 21.CY.2 Growth in species occurrence records accessible through the Global Biodiversity Information Facility 21.CY.3 Growth in marine species occurrence records accessible through the Ocean Biodiversity Information System 21.CY.4 Proportion of known species assessed through the International Union for

<i>Goal/target</i>	<i>Headline or binary indicator</i>	<i>Metadata</i>	<i>Optional disaggregations</i>	<i>Component indicator</i>	<i>Complementary indicator</i>
					<p>Conservation of Nature Red List of Threatened Species</p> <p>21.CY.5 Number of assessments on the International Union for Conservation of Nature Red List of Threatened Species</p> <p>21.CY.6 World Association of Zoos and Aquariums bioliteracy survey (biodiversity literacy in global zoo and aquarium visitors)</p>
22	<p>22.1 Land-use change and land tenure in the traditional territories of indigenous peoples and local communities</p> <p>22.b Number of countries taking action towards the full, equitable, inclusive, effective and gender responsive- representation and participation in decision-making, and access to justice and information related to biodiversity by indigenous peoples and local communities, respecting their cultures and their rights over lands, territories, resources and traditional</p>	<p>Metadata 22.1</p> <p>Metadata 22.b</p>	<p>Disaggregations by indigenous and traditional territories and governance of all indicators are relevant to Target 22</p>	<p>21.CT.2 Participation of indigenous peoples and local communities in decision-making related to the implementation of the Convention at all levels</p> <p>21.CT.3 Index of Linguistic Diversity</p> <p>22.CT.1 Proportion of total adult population with secure tenure rights to land, (a) with legally recognized documentation, and (b) who perceive their rights to land as secure, by sex and type of tenure</p> <p>22.CT.2 Number of verified cases of killings and other attacks against environmental human rights defenders in the previous 12 months</p>	<p>22.CY.1 Proportions of positions in national and local institutions, including (a) the legislatures; (b) the public service; and (c) the judiciary, compared to national distributions, by sex, age, persons with disabilities and population groups</p> <p>22.CY.2 Proportion of countries with systems to track and make public allocations for gender equality and women’s empowerment</p> <p>22.CY.3 (a) Proportion of total agricultural population with ownership or secure rights over agricultural land, by sex; and (b) share of women among owners or rights-bearers of agricultural land, by type of tenure</p> <p>22.CY.4 Proportion of countries where the legal framework (including customary law) guarantees women’s equal rights to land ownership and/or control</p> <p>22.CY.5 Proportion of population who believe decision-making is inclusive and responsive, by sex, age, disability and population group</p> <p>22.CY.6 Area covered by the reported territories and areas governed, managed and conserved by custodian indigenous peoples and local communities (ICCAs—territories of life)</p>

<i>Goal/target</i>	<i>Headline or binary indicator</i>	<i>Metadata</i>	<i>Optional disaggregations</i>	<i>Component indicator</i>	<i>Complementary indicator</i>
	knowledge, as well as by women and girls, children and youth, and persons with disabilities, and the full protection of environmental human rights defenders				
23	23.b Number of countries with legal, administrative or policy frameworks, inter alia, to implement the Gender Plan of Action (2023–2030), to ensure that all women and girls have equal opportunity and capacity to contribute to the three objectives of the Convention, including by ensuring women’s equal rights and access to land and natural resources	Metadata 23.b	Disaggregations by gender, age and governance for other indicators are relevant	23.CT.1 Proportion of seats held by women in (a) national parliaments and (b) local governments 23.CT.2 Indicator on national implementation of the Gender Plan of Action (2023–2030) 22.CT.1 Proportion of total adult population with secure tenure rights to land, (a) with legally recognized documentation, and (b) who perceive their rights to land as secure, by sex and type of tenure	22.CY.1 Proportions of positions in national and local institutions, including (a) the legislatures; (b) the public service; and (c) the judiciary, compared to national distributions, by sex, age, persons with disabilities and population groups 22.CY.3 (a) Proportion of total agricultural population with ownership or secure rights over agricultural land, by sex; and (b) share of women among owners or rights-bearers of agricultural land, by type of tenure 22.CY.5 Proportion of population who believe decision-making is inclusive and responsive, by sex, age, disability and population group 22.CY.4 Proportion of countries where the legal framework (including customary law) guarantees women’s equal rights to land ownership and/or control

Annex II. Key elements, guiding questions and resource materials for the 23 targets of the Kunming-Montreal Global Biodiversity Framework

Key COP decisions	
CBD COP 15/4 Kunming-Montreal Global Biodiversity Framework	https://www.cbd.int/doc/decisions/cop-15/cop-15-dec-04-en.pdf
CBD COP 15/5 Monitoring framework for the KMGBF	https://www.cbd.int/doc/decisions/cop-15/cop-15-dec-05-en.pdf
CBD COP 15/6 Mechanisms for planning, monitoring, reporting and review. Including guidance for national reports.	https://www.cbd.int/doc/decisions/cop-15/cop-15-dec-06-en.pdf
CBD COP16/31 Monitoring framework for the KMGBF. Technical updates.	https://www.cbd.int/doc/decisions/cop-16/cop-16-dec-31-en.pdf
CBD COP16/32 Mechanisms for planning, monitoring, reporting and review. Including template for national reports.	https://www.cbd.int/doc/decisions/cop-16/cop-16-dec-32-en.pdf
Relevant websites and tools	
CBD National Reports homepage.	https://www.cbd.int/reports
CBD Seventh National Reports' Portal	https://www.cbd.int/reports/NR7
CBD Online Reporting Tool.	https://ort.cbd.int/
CBD Quick Guides to KMGBF Targets.	https://www.cbd.int/gbf/targets
Umbrella Programme to Support NBSAP Update and the 7th National Reports, UNDP (2025).	https://www.undp.org/sites/g/files/zskgke326/files/2025-04/gef8-programme-on-nbsaps-and-7nrs-brochure-en-online-1.pdf
Target Tracker, UNEP WCMC. Online tool based on the headline indicators of the monitoring framework for the KMGBF.	https://target-tracker.org/en
Indicator Methodologies and Resources for KMGBF Reporting, UNEP WCM. Including metadata details.	https://www.gbf-indicators.org/
UN Biodiversity Lab: spatial data and analysis workspaces to support the KMGBF.	https://unbiodiversitylab.org/en/monitoring-framework-of-the-kunming-montreal-global-biodiversity-framework-data-collection/

GEO BON: biodiversity observation and monitoring network providing data and tools to decision-makers.	https://geobon.org/ebvs/indicators/
World Environment Situation Room, Data, UNEP	https://wesi.unep.org/
Biodiversity Indicators Partnership, national indicators sections.	https://www.bipindicators.net/
System of Environmental-Economic Accounting (SEEA), UN	https://seea.un.org/
Using Spatial Data to Support the Development of Plans for National Monitoring Systems for the Kunming-Montreal Global Biodiversity Framework, UNDP and UNEP (2024), chapter 3.	ENG_Guidance-Using-Spatial-Data-to-Support-GBF.pdf
CBD/COP/16/INF/3/Rev.1 Revised guidance on using the indicators of the monitoring framework of the KMGBF (2024).	https://www.cbd.int/doc/c/ea34/8414/8c5e6797d291af15f33d6e40/cop-16-inf-03-rev1-en.pdf
CBD/COP/16/INF/4 Revised Guidance on needs related to implementing the monitoring framework of the Kunming-Montreal Global Biodiversity Framework (2024).	https://www.cbd.int/doc/c/85eb/18f4/797b0b3e3accf4f07746e773/cop-16-inf-04-en.pdf
Science Based Targets Network: provides a tool for companies and cities to set, track and report progress against targets for nature.	https://sciencebasedtargetsnetwork.org/companies/take-action/ .
<i>Reporting tools and synergies across MEAs:</i>	
UNEP Data Reporting Tool for MEAs - DaRT: Provides national working spaces for Parties to use synergies for national reporting to biodiversity-related conventions.	https://dart.informea.org/
The Global Biodiversity Framework and the 2030 Sustainable Development Goals online tool to compare MEA commitments.	https://www.unep.org/interactives/biodiversity-sdgs-tool/index.html
<i>Stakeholder engagement:</i>	
UNEG Principles for Stakeholder Engagement, working paper (2017).	https://www.unevaluation.org/unevaluation_publications/unevaluation-principles-stakeholder-engagement

UNDESA and UNDP: What is a Good Practice? A framework to analyse the Quality of Stakeholder Engagement in implementation and follow-up of the 2030 Agenda (2021).	https://sdgs.un.org/publications/what-good-practice-framework-analyse-quality-stakeholder-engagement-implementation-and
UNDP Guidelines to Support Country Reporting on The Sustainable Development Goals (2017). Chapter 4.	https://unsdg.un.org/sites/default/files/Guidelines-to-Support-Country-Reporting-on-SDGs-1.pdf
<i>Capacity Building:</i>	
Knowledge Management 4 Biodiversity (KM4B)	https://km4b.cbd.int/node/7
UNDP Learning for Nature provides a range of capacity-building materials for GBF Targets and an NBSAP Forum.	https://www.learningfornature.org
IPBES How to document an indicator technical guideline series.	https://ict.ipbes.net/ipbes-ict-guide/data-and-knowledge-management/technical-guidelines/how-to-document-an-indicator
<i>Global reports:</i>	
Global Biodiversity Outlook 5.	https://www.cbd.int/gbo5
IPBES Global Assessment Report on Biodiversity and Ecosystem Services.	https://www.ipbes.net/global-assessment
Local Biodiversity Outlooks 2.	https://www.unep.org/resources/report/2nd-edition-local-biodiversity-outlooks https://localbiodiversityoutlooks.net/
Environment at a Glance Indicators, OECD	https://doi.org/10.1787/ac4b8b89-en
<i>Examples of biodiversity dashboards:</i>	
EU Biodiversity Strategy Dashboard	https://dopa.jrc.ec.europa.eu/kcbd/EUBDS2030-dashboard/?version=1
ASEAN Biodiversity Dashboard	https://dashboard.aseanbiodiversity.org/
Environment at a Glance Dashboard, OECD	https://www.oecd.org/en/data/dashboards/environment-at-a-glance.html

Target 1	
Key elements of the target¹⁴	<p>All areas are under spatial planning and/or other management processes, addressing land/sea use change</p> <p>Ecosystems covered by spatial planning/management processes as specified in the national target</p> <p>Spatial planning is participatory, integrated and biodiversity-inclusive</p> <p>Loss of areas of high biodiversity importance brought close to zero by 2030</p> <p>Spatial planning/management processes respect the rights of IPLCs.</p>
Guiding questions to be used for review of progress	<p>Has your country developed a national spatial plan or put in place effective management processes?</p> <p>If yes, has the national spatial plan covered all areas of the country or are these effective management processes participatory, integrated and biodiversity inclusive?</p> <p>Who has been involved in the development and implementation of the national spatial plan or effective management processes and what are their roles?</p> <p>What are key actions or measures taken to implement the national spatial plan and what are outcomes achieved?</p> <p>How effective are these management processes or the national spatial plan in bringing the loss of areas of high biodiversity importance to zero or addressing land or sea use change?</p> <p>What are main challenges encountered and further measures identified to address them?</p>

Target 1 resource materials	
UNESCO Guide to evaluating marine spatial plans (2014).	https://unesdoc.unesco.org/ark:/48223/pf0000227779
Spatial planning implementation effectiveness, research article (2022).	https://www.mdpi.com/2073-445X/11/8/1279
Strengths and complementarity of systematic conservation planning and Key Biodiversity Area approaches for spatial planning (2024).	https://conbio.onlinelibrary.wiley.com/doi/10.1111/cobi.14400
<i>Examples of approaches taken:</i>	

¹⁴ Please refer to elements of the targets contained in CBD/COP/16/INF.4 available at <https://www.cbd.int/doc/c/85eb/18f4/797b0b3e3accf4f07746e773/cop-16-inf-04-en.pdf>.

Measuring the outcomes of spatial planning in England, report (2008).	https://www.rtpi.org.uk/media/1390/measuring-the-outcomes-of-spatial-planning-in-england-2008.pdf
Land use change statistics: methodology changes guidance, example from UK (2015).	https://www.gov.uk/government/publications/land-use-change-statistics-methodology-changes-guidance
Monitoring and evaluation of maritime spatial planning, research article, EU Marine Spatial Planning Directive case study (2023).	https://www.sciencedirect.com/science/article/pii/S0308597X23000568
Marine spatial planning in the UK. A review of the progress and effectiveness of the plans and their policies, research article (2020).	https://journals.sagepub.com/doi/full/10.1177/1461452920927340
Methodologies for monitoring and evaluating marine spatial management measures in the UK and similar coastal waters: a systematic map, research article (2021).	https://environmentalevidencejournal.biomedcentral.com/articles/10.1186/s13750-021-00227-x
<i>Information resources:</i>	
Territories and areas conserved by Indigenous Peoples and Local Communities (ICCAs), information platform.	https://www.iccaregistry.org/
<i>Training Materials:</i>	
Using Spatial Data for Biodiversity, online training course.	https://www.learningfornature.org/en/courses/using-spatial-data-for-biodiversity/
<i>In development:</i>	
IPBES Spatial planning and connectivity assessment (2025-2027)	https://www.ipbes.net/spatial-planning-assessment

Target 2

Key elements of the target	<p>By 2030, at least 30% of areas of degraded terrestrial ecosystems are under restoration</p> <p>By 2030, at least 30% of areas of degraded inland ecosystems are under restoration</p> <p>By 2030, at least 30% of areas of degraded marine and coastal ecosystems are under restoration</p> <p>Restoration is effective and enhancing biodiversity, ecosystem functions and services, as well as ecological integrity and connectivity.</p>
Guiding questions to be used for review of progress	<p>Has your country identified or assessed degraded areas or ecosystems that need to be restored?</p> <p>What are key actions or measures taken to restore some or all of these areas or ecosystems?</p> <p>Who are actors involved in these actions?</p> <p>How effective are these measures in terms of enhancing biodiversity, ecosystem functions or services as well as ecological connectivity and integrity?</p> <p>What outcomes have been achieved and what are key challenges encountered?</p> <p>What are further measures or needs identified for further implementation?</p>

Target 2 resource materials	
IPBES Global Assessment Report on Land Degradation and Restoration (2018).	https://www.ipbes.net/assessment-reports/ldr
Monitoring and reporting suggestions for Target 2 of the post-2020 Global Biodiversity Framework, UN Decade on Ecosystem Restoration Task Force on Monitoring.	https://www.fao.org/fileadmin/user_upload/faoweb/NFM/UNDecade_Target2_Monitoring_Mergeddocument.pdf
Assessment tool for aligning with the Kunming-Montreal Global Biodiversity Framework Target 2 on ecosystem restoration, FAO report (2024).	https://openknowledge.fao.org/items/ca9ea37c-ab0e-4be4-b158-8fa08c6e2c07
Delivering Restoration Outcomes for Biodiversity and Human Well-Being, Resource Guide to Target 2 of the KMGBF (2024), chapter 3.6.	https://s3.amazonaws.com/cbdddocumentspublic-imagebucket-15w2zyxk3pr18/d8a08e35ce0205162b7e33f320ebd93b
Effective ecosystem monitoring requires a multi-scaled approach, journal article (2020).	https://pmc.ncbi.nlm.nih.gov/articles/PMC7689690/

Enabling consistent reporting and monitoring for freshwater (inland waters) restoration under Target 2 of the Kunming-Montreal Global Biodiversity Framework, FAO report (2025).	https://openknowledge.fao.org/items/239d42d2-8c95-43f3-a861-1e0068414a31
<i>Tools for Evaluating, Monitoring and Reporting:</i>	
FAO Framework for Ecosystem Restoration Monitoring (FERM): monitoring platform for tracking global progress. Includes a geospatial platform and a registry of restoration initiatives.	https://data.apps.fao.org/ferm/?lang=en
FAO global indicators for monitoring ecosystem restoration (2022).	https://doi.org/10.4060/cb9982en
IUCN Restoration Barometer: Tool to track progress of restoration targets across terrestrial ecosystems including coastal and inland waters.	https://iucn.org/resources/conservation-tool/restoration-barometer
WRI Restoration Monitoring Tools Guide provides links to many tools to monitor restoration activities, outputs and outcomes.	https://restorationmonitoringtools.org/tool-finder https://restorationmonitoringtools.org/tool-finder
Society for Ecosystem Restoration (SER) provides a 5-Star Recovery System tool to assist managers, practitioners and others in tracking progress towards recovery goals.	https://www.ser.org/general/custom.asp?page=SERNews3113
AIM4Forests links to resources to Accelerate Innovative Monitoring for Forests and contribute to reporting.	https://www.fao.org/in-action/aim4forests/en
<i>Examples of approaches taken:</i>	
RAMSAR Wetland Inventory, assessment, and monitoring handbook (2010).	https://www.ramsar.org/sites/default/files/documents/pdf/lib/hbk4-13.pdf
The Habitat Restoration Target, UK Parliament POST, including a section on monitoring (2022).	https://researchbriefings.files.parliament.uk/documents/POST-PN-0678/POST-PN-0678.pdf
<i>Training Materials:</i>	
Assessing the Impacts of Ecosystem Restoration, online training (2019)	https://www.learningfornature.org/wp-content/uploads/2019/08/ENGLISH_Ecosystem_Restoration_Part_2_Week_4_Lesson_1.pdf

Target 3	
Key elements of the target	<p>By 2030, at least 30% of terrestrial and inland water areas are included in the system of protected areas and other effective area-based conservation measures, recognizing indigenous and traditional territories where applicable.</p> <p>By 2030, at least 30% of marine and coastal areas are included in the system of protected areas and other effective area-based conservation measures, recognizing indigenous and traditional territories where applicable.</p> <p>By 2030, at least 30% of areas of particular importance for biodiversity are included in the system of protected areas and other effective area-based conservation measures, recognizing indigenous and traditional territories where applicable.</p> <p>By 2030, at least 30% of areas of particular importance for ecosystem functions and services are included in the system of protected areas and other effective area-based conservation measures, recognizing indigenous and traditional territories where applicable.</p> <p>Systems of protected areas and OECMs effectively conserve and manage terrestrial, inland water and marine and coastal areas,</p> <p>Systems of protected areas and OECMs are ecologically representative.</p> <p>Systems of protected areas and OECMs are well connected.</p> <p>Systems of protected areas and OECMs are equitably governed.</p> <p>Systems of protected areas and OECMs are integrated into the landscape and seascapes and the ocean.</p> <p>Sustainable use where appropriate in such areas is fully consistent with conservation outcomes.</p> <p>Systems of protected areas and OECMs recognize and respect the rights of IPLCs including over their traditional territories.</p>
Guiding questions to be used for review of progress	<ul style="list-style-type: none"> . What is the current extent of protected areas and OECMs on land, in inland waters and in marine and coastal areas in the country? How representative are these areas of the eco-regions in the country? Do these areas cover areas particularly important for biodiversity, ecosystem functions and services? How are they connected and integrated into the wider landscape and seascape and ocean? . How effective are existing protected areas and OECMs in terms of conserving and managing terrestrial, inland water and marine and coastal areas and achieving their conservation outcomes and what measures are taken to improve management effectiveness? . What measures are in place to ensure the equitable governance of protected areas and OECMs? How do these measures take into account the rights of IPLCs. . How effective are sustainable use and benefit-sharing measures in place and are they consistent with conservation outcomes? . What are main challenges for the implementation of this target? . What additional resources and capacities are needed to achieve the national target if any or contribute to the global target?

Target 3 resource materials	
Protected Planet Report (2024).	https://digitalreport.protectedplanet.net/

<i>Evaluating effectiveness:</i>	
Evaluating effectiveness: a framework for assessing Protected Area management effectiveness, IUCN report (2006).	https://portals.iucn.org/library/sites/library/files/documents/PAG-014.pdf .
Management Effectiveness Tracking Tool – version 4 (METT-4).	https://www.protectedplanet.net/en/thematic-areas/protected-areas-management-effectiveness-pame?tab=METT
Global Database on Protected Area Management Effectiveness User Manual 1.0, UNEP WCMC (2017).	http://wcmc.io/GD-PAME_User_Manual_EN
Management Effectiveness Tracking Tool adapted by the Ramsar Convention (R-METT).	https://www.ramsar.org/document/ramsar-site-management-effectiveness-tracking-tool-r-mett
METT Handbook. A guide to using the Management Effectiveness Tracking Tool (METT) for Protected Area Management, WWF (2016).	https://biopama.org/wp-content/uploads/2021/01/WWF_METT_Handbook_2016_FINAL_0.pdf
A handbook for identifying, evaluating and reporting on OECMs in marine fisheries, FAO (2022).	https://openknowledge.fao.org/server/api/core/bitstreams/822cfedc-a209-4b73-ac2e-b3cb4c10f3eb/content
A framework for monitoring biodiversity in protected areas and OECMs, IUCN WCPA Technical Report (2024).	https://portals.iucn.org/library/sites/library/files/documents/PATRS-007-En.pdf
Recognizing and reporting OECMs (IUCN)	https://portals.iucn.org/library/sites/library/files/documents/PATRS-003-En.pdf
The MPA Guide, online tool.	https://mpa-guide.protectedplanet.net/
The MPA Guide: a framework to achieve global goals for the ocean, journal article (2021).	https://www.science.org/doi/10.1126/science.abf0861
<i>Wider engagement in reporting:</i>	
<i>Examples of approaches taken:</i>	
Protected and conserved coastal areas in Canada: insights with respect to Target 3 of the Kunming-Montreal Global Biodiversity Framework, journal article (2023).	https://parksjournal.com/wp-content/uploads/2023/12/10.2305-RZVD9721-Lemieux.pdf

Canada Status Report on Protected and Conserved Areas (2016-2020)	https://www.canada.ca/en/environment-climate-change/services/wildlife-habitat/publications/protected-areas-report-2016-2020.html
<i>Information resources:</i>	
World Database on Protected Areas.	https://www.protectedplanet.net/en/resources
IUCN Key Biodiversity Areas.	https://www.keybiodiversityareas.org/
IUCN Green List of Protected and Conserved Areas.	https://www.iucn.org/theme/protected-areas/our-work/iucn-green-list
Territories and areas conserved by Indigenous Peoples and Local Communities (ICCAs), information platform.	https://www.iccaregistry.org/

Target 4	
Key elements of the target	<p>Ensure urgent management actions including through <i>in-situ and ex-situ</i> conservation and sustainable management practices</p> <p>Halt human-induced extinction of known threatened species</p> <p>Enable the recovery and conservation of species, in particular threatened species</p> <p>Maintain and restore genetic diversity within and between populations of native, wild species to maintain their adaptive potential</p> <p>Effectively manage human-wildlife interactions to minimize human-wildlife conflicts for co-existence</p>
Guiding questions to be used for review of progress	<p>Has your country made assessments of the status of threatened and near threatened species as well as species extinction risks, and main threats to them?</p> <p>What actions or measures has your country taken or is taking to address these threats or improve the status of threatened species or halt human-induced extinction? How effective are these measures?</p> <p>What measures has your country taken to address or manage human-wildlife conflicts and how effective are these measures?</p> <p>What measures has your country taken to maintain and restore genetic diversity of wild and native species?</p> <p>What are main challenges encountered and what additional resources or support are needed to address threats to species and human-wildlife conflicts?</p>

Target 4 resource materials

Understanding and achieving species elements in the Kunming-Montreal Global Biodiversity Framework, journal article (2024).	https://academic.oup.com/bioscience/article/74/9/614/7728005
Database of Global Data Sources for Biodiversity Conservation Monitoring, Species Monitoring Specialist Group	https://datasources.speciesmonitoring.org/
Global Biodiversity Change Indicators, GEO BON (2015).	https://www.geobon.org/downloads/biodiversity-monitoring/technical-reports/GEOBON/2015/GBCI-Version1.2-low.pdf
Biodiversity Indicators Partnership	https://www.bipindicators.net/
The National Red List Project	https://www.nationalredlist.org/
IUCN Red List of Threatened Species Spatial Data	https://www.iucnredlist.org/resources/spatial-data-download
IUCN Red List Index, guidance for national and regional use (2009).	https://portals.iucn.org/library/sites/library/files/documents/2009-001.pdf
WWF Living Planet Index data portal	https://www.livingplanetindex.org/data_portal
IUCN Green Status of Species assessment materials	https://www.iucnredlist.org/resources/green-status-assessment-materials
Green Status of Species: A Global Standard for Measuring Species Recovery, IUCN report (2021).	https://portals.iucn.org/library/sites/library/files/documents/2021-022-En.pdf
Coral Reef Data Tool	https://datamermaid.org/
Map of life	https://mol.org/
Measuring contributions towards terrestrial and marine biodiversity targets, Species Threat Abatement and Restoration (STAR) metric, IUCN Issues Brief (2024).	https://iucn.org/resources/issues-brief/measuring-contributions-towards-terrestrial-and-marine-biodiversity-targets
Conservation Measures Partnership: Open Standards for the Practice of Conservation	https://conservationstandards.org/
Conservation Evidence	https://www.conservationevidence.com/
Building robust, practicable counterfactuals and scenarios to evaluate the impact of species conservation interventions using inferential approaches, journal article (2021).	https://www.sciencedirect.com/science/article/pii/S0006320721003116

A framework for evaluating the effectiveness of conservation attention at the species level, journal article (2014).	https://doi.org/10.1017/S0030605314000763
Mainstreaming Impact Evaluation in Nature Conservation, journal article (2015).	https://conbio.onlinelibrary.wiley.com/doi/full/10.1111/cons.12180
Global Commitments to Conserving and Monitoring Genetic Diversity Are Now Necessary and Feasible, journal article (2021).	https://doi.org/10.1093/biosci/biab054
How do Parties report on genetic diversity and how can monitoring and reporting be improved, Policy Brief (2020).	https://geobon.org/downloads/policy-support/other/GEO%20BON%20Genetic%20Composition%20Policy%20Brief_English.pdf
Integrating In-Situ and Ex-Situ Data Management Processes for Biodiversity Conservation, journal article (2017)	https://doi.org/10.3389/fevo.2017.00120
Decision analysis for the planning and assessment of ex-situ conservation, journal article (2023)	https://onlinelibrary.wiley.com/doi/10.1111/aec.13310
Monitoring & Evaluation Tools, IUCN SSC human wildlife conflict and co-existence specialist group resource website	https://www.hwctf.org/monitoring-and-evaluation
FAO brochure on human-wildlife conflicts, FAO (2021)	https://openknowledge.fao.org/server/api/core/bitstreams/f14057b7-ebf1-43b7-982c-24d03a6b86ed/content
<i>Expert networks:</i>	
IUCN Species Survival Commission	https://www.iucn.org/commissions/species-survival-commission
IUCN SSC Global Biodiversity Framework Taskforce	https://iucn.org/our-union/commissions/group/iucn-ssc-global-biodiversity-framework-task-force
The Coalition for Conservation Genetics (CCG)	https://www.coalitionforconservationgenetics.org/

Target 5	
Key elements of the target	<p>Ensure that use and harvesting of wild species is sustainable, preventing overexploitation, minimizing impacts on non-target species and ecosystems.</p> <p>Ensure that the trade in wild species is sustainable, preventing overexploitation, minimizing impacts on non-target species and ecosystems.</p>

	<p>Ensure that use, harvesting and trade of wild species is safe, reducing the risk of pathogen spillover</p> <p>Ensure that the use, harvesting and trade of wild species is legal</p> <p>Apply the ecosystem approach in addressing sustainable, safe and legal use and harvesting and trade of wild species</p> <p>Respect and protect customary sustainable use by IPLCs in addressing sustainable, safe and legal use, harvesting and trade of wild species</p>
Guiding questions to be used for review of progress	<p>What measures has your country taken to ensure that use, harvesting and trade of wild species is sustainable, safe and legal?</p> <p>How did your country minimize impacts of harvesting and trade of wild species on non-target species and ecosystems including reducing the risk of pathogen spillover?</p> <p>What approach(es) has your country taken to ensure the sustainable, safe and legal use and harvesting and trade of wild species?</p> <p>What measures has your country taken to protect customary sustainable use by IPLCs?</p> <p>How effective are these measures and what needs to be done further to achieve this target?</p>

Target 5 resource materials	
Assessment report on the sustainable use of wild species, IPBES (2022).	https://www.ipbes.net/sustainable-use-assessment
World Wildlife Crime Report, UNODC (2024).	https://www.unodc.org/unodc/en/data-and-analysis/wildlife.html
World Wildlife Trade Report, CITES (2022).	https://cites.org/sites/default/files/common/docs/Pilot_World_Wildlife_Trade_Report_for_CITES_CoP19.pdf
Plan of Action on customary sustainable use, CBD.	https://www.cbd.int/doc/publications/cbd-csu-en.pdf
BioTrade Principles and Criteria for terrestrial, marine and other aquatic biodiversity-based products and services, UNCTAD BioTrade Initiative (2007)	https://unctad.org/publication/biotrade-principles-and-criteria-terrestrial-marine-and-other-aquatic-biodiversity
<i>Assessing and evaluating:</i>	
Evolving Evaluation - Exploring New Measures to Assess the Impact of End-Market Interventions, TRAFFIC report (2023)	https://www.traffic.org/site/assets/files/13362/evolving-evaluation.pdf
The effectiveness of interventions to manage international wildlife trade, journal article (2024).	https://conbio.onlinelibrary.wiley.com/doi/full/10.1111/csp2.13205

What is the evidence that counter-wildlife crime interventions are effective for conserving African, Asian and Latin American wildlife directly threatened by exploitation?, journal article (2024)	https://besjournals.onlinelibrary.wiley.com/doi/10.1002/2688-8319.12323
Determining the sustainability of legal wildlife trade, journal article (2023)	https://doi.org/10.1016/j.jenvman.2023.117987
Sustainable use of wild species, IUCN Issue brief (2025).	https://iucn.org/resources/issues-brief/sustainable-use-wild-species
ICCWC Indicator Framework for Combating Wildlife and Forest Crime (2022).	https://iccwc-wildlifecrime.org/tools-and-services
ICCWC Guidelines for Wildlife Enforcement Networks (2022).	https://iccwc-wildlifecrime.org/sites/default/files/files/2022-10/ICCWC%20WEN%20Guidelines_FINAL_ENG.pdf
<i>Information resources:</i>	
Nature Crime Alliance – Knowledge Database:	https://naturecrimealliance.org/knowledge-database/
UNCTAD Trade in biodiversity-based products – datahub	https://unctadstat.unctad.org/EN/Biotrade.html
UNCTAD Trade in biodiversity-based products – country profiles	https://unctadstat.unctad.org/CountryProfile/en-GB/index.html
Global Forest Watch	https://www.globalforestwatch.org/
CITES Illegal Trade Database	https://citesdata.un.org/
TRAFFIC Wildlife Trade Portal	wildlifetradeportal.org/#/login
Wildlife Crime and Law Databases	https://stopwildlifecrime.eu/links/databases/
EIA Global Environmental Crime Tracker	https://eia-international.org/global-environmental-crime-tracker/
Database Tiger poaching, trade and wildlife crimes	https://wpsi-india.org/projects/poaching_database.php
Elephant Trade Information System (ETIS)	https://cites.org/eng/prog/etis/index.php
Sustainable Use of Species database	https://speciesusedatabase.com/
FAO Fisheries and Timber data	https://www.fao.org/statistics/data-dissemination/fishery-and-aquaculture/
Adaptive – Wildlife Trade Flows Map	https://aptivate.org/en/work/projects/trademapper-wwf-traffic/

<i>Wider engagement:</i>	
The Wild Harvest Sustainability Assessment SAI Platform, from the agricultural sector	https://saipatform.org/our-work/news/the-wild-harvest-sustainability-assessment/
<i>Expert networks:</i>	
IUCN Sustainable Use and Livelihoods Specialist Group’s	https://www.iucnsuli.org/ .
Species Survival Network (2023).	https://www.ssn.org/

Target 6	
Key elements of the target	<p>Eliminate, minimize, reduce and /or mitigate impacts of Invasive alien species on biodiversity</p> <p>Eliminate, minimize, reduce and/or mitigate impacts of IAS on ecosystem services</p> <p>Identify and manage pathways of the introduction of IAS</p> <p>Prevent the introduction and establishment of priority IAS</p> <p>Reduce the rates of introduction and establishment of other known or potential invasive alien species by at least 50% by 2030</p> <p>Eradicate or control IAS especially on priority sites, such as islands</p>
Guiding questions to be used for review of progress	<p>Has your country undertaken the assessment of the status of invasive alien species and their impacts on biodiversity, ecosystem services, human health, food production and the economy?</p> <p>Has your country established a system to monitor the introduction of IAS including their pathways and risks? What coordination and collaboration mechanisms are in place to address IAS?</p> <p>What measures are in place to prevent, manage, control and eradicate the introduction and establishment of IAS? How effective are these measures?</p> <p>What measures has your country undertaken to eliminate, minimize, reduce and/or mitigate impacts of IAS on biodiversity and ecosystem services?</p> <p>What measures has your country taken to eradicate or control IAS on priority sites?</p> <p>What are main challenges in achieving this target?</p>

Target 6 resource materials	
Summary for Policymakers of the Thematic Assessment Report on Invasive Alien Species and their Control, IPBES (2023)	https://zenodo.org/records/11254974 .
Thematic Assessment Report on Invasive Alien Species and their Control, IPBES (2023)	https://www.ipbes.net/ias
Mapping the global state of invasive alien species: patterns of invasion and policy responses, journal article (2017)	https://onlinelibrary.wiley.com/doi/full/10.1111/geb.12517
Global Invasive Species Database, IUCN	https://www.iucngisd.org/gisd/ https://portals.iucn.org/library/node/8912
GRIIS - Global Register of Introduced and Invasive Species	https://cloud.gbif.org/griis/
Guidance on methodology for evaluation of the effectiveness of options for reducing the risk of introduction and spread of organisms harmful to plant health in the EU territory	https://www.efsa.europa.eu/en/efsajournal/pub/2755
Introducing the Global Register of Introduced and Invasive Species, journal article (2018)	https://www.nature.com/articles/sdata2017202
Country Compendium of the Global Register of Introduced and Invasive Species, journal article (2022)	https://www.nature.com/articles/s41597-022-01514-z
DAISIE – Inventory of alien invasive species in Europe (2019)	https://www.gbif.org/dataset/39f36f10-559b-427f-8c86-2d28afff68ca
How success is evaluated in collaborative invasive species management: A systematic review, journal article (2023)	https://doi.org/10.1016/j.jenvman.2023.119272
Lessons learned from rapid environmental risk assessments for prioritization of alien species using expert panels, journal article (2019)	https://doi.org/10.1016/j.jenvman.2019.109405
Framework and guidelines for implementing the proposed IUCN Environmental Impact Classification for Alien Taxa (EICAT) (2015)	https://onlinelibrary.wiley.com/doi/10.1111/ddi.12379?msockid=3b3efb94562b6c3d14eae85a522b6215
Appropriate uses of EICAT protocol, data and classifications, journal article (2020)	https://www.sciencedirect.com/org/science/article/pii/S1619003320000560

Unexpected outcomes of invasive predator control: The importance of evaluating conservation management actions, journal article (2012)	https://zslpublications.onlinelibrary.wiley.com/doi/full/10.1111/j.1469-1795.2012.00537.x
Good Practice Guide on invasive alien species management tools, Bucharest-Ilfov Regional Development Agency report	https://projects2014-2020.interregeurope.eu/fileadmin/user_upload/tx_tevprojects/library/file_1587936485.pdf
Evaluation of the effectiveness of western states' aquatic invasive species public awareness campaigns for eliciting desired prevention behaviors final report (2022)	http://dx.doi.org/10.13140/RG.2.2.27537.71527
Getting on board with biosecurity: Evaluating the effectiveness of marine invasive alien species biosecurity policy for England and Wales, journal article (2020)	https://www.sciencedirect.com/science/article/pii/S0308597X20309210
Marshall Islands National Invasive Species Strategy and Action Plan 2016-2021 (2015)	http://faolex.fao.org/docs/pdf/mas202940.pdf
Invasive species eradication: How do we declare success? journal article (2023)	https://doi.org/10.1017/ext.2023.1
Assessing the environmental impacts of invasive alien plants: a review of assessment approaches, journal article (2019)	https://doi.org/10.3897/neobiota.43.30122

Target 7	
Key elements of the target	<p>Reduce pollution risks and the negative impact of pollution from all sources by 2030 to levels that are not harmful to biodiversity, ecosystem functions and services, considering cumulative effects</p> <p>Reduce excess nutrients lost to the environment by at least half including; through more efficient nutrient cycling and use</p> <p>Reduce the overall risks from pesticides by at least half, including through integrated pest management, based on science and taking into account food security and livelihoods</p> <p>Reduce the overall risks of highly hazardous chemicals by at least half.</p> <p>Work towards eliminating plastic pollution</p>

Guiding questions to be used for review of progress	<p>Has your country made assessments of negative impacts of pollution on biodiversity, ecosystem functions and services?</p> <p>Have the assessments made covered all sources of pollution and considered the level of harm that pollution may cause to biodiversity, ecosystem functions and services as well as cumulative effects?</p> <p>What measures has your country taken to reduce the negative impacts of pollution on biodiversity, ecosystem functions and services including reducing excess nutrients lost to the environment and risks from pesticides and highly hazardous chemicals? How effective are these measures?</p> <p>What factors did your country take into account when developing and implementing these measures?</p> <p>What measures has your country taken to work toward eliminating plastic pollution?</p>
--	---

Target 7 resource materials	
<i>Tools:</i>	
ReSource Plastic Footprint Tracker: Methodology Overview, WWF (2021)	https://resource-plastic.com/backend/sites/default/files/footprint-tracker/ReSource_Footprint_Tracker_Methodology_Overview_2021.pdf .
Measuring progress towards sustainable agriculture, FAO	https://openknowledge.fao.org/server/api/core/bitstreams/72bedbeb-6468-478a-bd5f-3c347e83884f/content
Environmental country reviews, Environmental Performance Reviews, OECD	https://www.oecd.org/en/topics/environmental-country-reviews.html ,
Environmental Policies and Evaluation, OECD	https://www.oecd.org/en/topics/environmental-policies-and-evaluation.html ,
Pollution, OECD	https://www.oecd.org/en/topics/pollution.html
Environmental Dashboards, OECD	https://www.oecd.org/en/data/dashboards/environment-at-a-glance.html
<i>Examples of approaches taken:</i>	
Transparent Report, WWF (2023)	https://resource-plastic.com/backend/sites/default/files/footprint-tracker/WWF%20Transparent%202023.pdf .
Review of interventions to improve outdoor air quality and public health, Public Health England (2019)	https://assets.publishing.service.gov.uk/media/5fbf93258fa8f559dbb1add9/Review_of_interventions_to_improve_air_quality_March-2019-2018572.pdf

Evaluation of the Preventing Plastic Pollution approaches to enabling change - community engagement interventions (2023)	https://preventingplasticpollution.com/wp-content/uploads/2023/04/Evaluation-of-the-PPP-approaches-to-enabling-change_community-engagement-interventions.pdf
Emissions measurement and reporting approaches for the public sector (2024)	https://assets.publishing.service.gov.uk/media/66fa76de30536cb927482953/emissions-measurement-and-reporting-approaches-for-the-public-sector-report.pdf
How is science shaping EU action to reduce pollution? (2025)	https://joint-research-centre.ec.europa.eu/jrc-news-and-updates/how-science-shaping-eu-action-reduce-pollution-2025-03-03_en
Zero pollution monitoring and outlook (2025)	https://www.eea.europa.eu/en/analysis/publications/zero-pollution-monitoring-and-outlook-report
Reporting Guidelines to Increase the Reproducibility and Comparability of Research on Microplastics, journal articles (2020)	https://journals.sagepub.com/doi/epdf/10.1177/0003702820930292?src=getfr&utm_source=mendeley&getft_integrator=mendeley
Government policies combatting plastic pollution, journal article (2021)	https://www.sciencedirect.com/science/article/pii/S2468202021000619
<i>Overviews:</i>	
Global Assessment of Soil Pollution Report, FOA (2021)	https://doi.org/10.4060/cb4894en
Global Chemicals Outlook II, UNEP (2019)	https://www.unep.org/resources/report/global-chemicals-outlook-ii-legacies-innovative-solutions
Global Mercury Assessment, UNEP (2018)	https://www.unep.org/resources/publication/global-mercury-assessment-2018
The Global E-waste Monitor (2020)	https://www.itu.int/en/ITU-D/Environment/Documents/Toolbox/GEM_2020_def.pdf
Data Explorer, Plastics, OECD	https://data-explorer.oecd.org/?fs[0]=Topic%2C1%7CEnvironment%20and%20climate%20change%23ENV%23%7CPlastics%23ENV_PLS%23&pg=0&fc=Topic&bp=true&snb=11
Environment at a Glance Dashboard, OECD	https://www.oecd.org/en/data/dashboards/environment-at-a-glance.html

Target 8

Key elements of the target	<p>Minimize the impact of climate change on biodiversity and increase its resilience through mitigation, adaptation and disaster risk reduction actions.</p> <p>Minimize the impact of ocean acidification on biodiversity and increase its resilience, through mitigation, adaptation and disaster risk reduction action</p> <p>Apply nature-based solutions and/or ecosystem-based approaches (in minimizing climate change/ocean acidification impacts and increasing resilience.)</p> <p>Minimize negative impacts of climate action on biodiversity and foster positive impacts of climate action on biodiversity</p>
Guiding questions to be used for review of progress	<p>Has your country made assessments on climate change impacts of biodiversity and biodiversity contributions to adapting and mitigating climate change?</p> <p>What measures has your country taken to minimize the impacts of climate change and ocean acidification on biodiversity and increase its resilience through mitigation, adaptation, and disaster risk reduction actions, including through applying nature-based solutions and/or ecosystem-based approaches?</p> <p>What measures has your country taken to minimize the negative impacts of climate action on biodiversity and foster their positive impacts on biodiversity? How effective are these measures?</p>

Target 8 resource materials	
Methodologies for the evaluation of local climate change mitigation actions: A review, journal article (2017) <i>not open access</i>	https://doi.org/10.1016/j.rser.2017.05.100
Towards a framework to assess, compare and develop monitoring and evaluation of climate change adaptation in Europe, journal article (2015)	https://doi.org/10.1007/s11027-015-9678-4
Guide to best practices for ocean acidification research and data reporting, EC report (2011)	https://op.europa.eu/en/publication-detail/-/publication/c145d401-ff9d-4cdc-984c-1c2239786eff/language-en
Are we ready for ocean acidification? A framework for assessing and advancing policy readiness, journal article (2023)	https://doi.org/10.1088/1748-9326/acc085

Voluntary guidelines for the design and effective implementation of ecosystem-based approaches to climate change adaptation and disaster reduction and supplementary information, CBD (2019).	https://www.cbd.int/doc/publications/cbd-ts-93-en.pdf
The IPBES-IPCC Co-sponsored Workshop on Climate Change and Biodiversity: Scientific Outcome, report (2021)	https://zenodo.org/records/5101125
Biodiversity Outcomes of Nature-based Solutions for Climate Change Adaptation, Characterising the evidence base, journal article (2022)	https://www.frontiersin.org/journals/environmental-science/articles/10.3389/fenvs.2022.905767/full
Guidebook for Monitoring and Evaluating Ecosystem-based Adaptation Interventions (2020)	https://www.adaptationcommunity.net/wp-content/uploads/2025/04/ME-Guidebook_EbA.pdf

Target 9	
Key elements of the target	<p>Ensure that the management and use of wild species are sustainable, thereby providing social, economic and environmental benefits for people.</p> <p>Sustainable management and use of wild species provides benefits for people in vulnerable situations and those most dependent on biodiversity.</p> <p>Ensure benefits to people through sustainable biodiversity-based activities, products and services that enhance biodiversity.</p> <p>Protect and encourage customary sustainable use by IPLCs.</p>
Guiding questions to be used for review of progress	<p>What measures has your country taken to ensure the sustainable management and use of wild species? How effective are these measures?</p> <p>What measures has your country taken to ensure that the sustainable management and use of wild species provides the social, economic and environmental benefits for people, in particular those people in vulnerable situations and most dependent on biodiversity?</p> <p>What measures has your country taken to ensure benefits to be provided to people through sustainable biodiversity-based activities, products and services that enhance biodiversity?</p> <p>What measures has your country taken to protect and encourage customary sustainable use by IPLCs?</p>

Target 9 resource materials	
<i>Tools:</i>	
Pilot Tool for assessment of sustainability of wild species use, IIED (2023)	https://www.iied.org/50-shades-sustainability-new-tool-for-assessing-sustainability-wild-species-use .

IPBES assessment report on sustainable use of wild species	https://www.ipbes.net/sustainable-use-assessment .
CBD Technical Series No.87 Assessing progress towards Aichi Target 6 on Sustainable Marine Fisheries (2020)	https://www.cbd.int/doc/publications/cbd-ts-87-en.pdf .
<i>Sustainable use of wild species:</i>	
Status, challenges and pathways to the sustainable use of wild species	https://doi.org/10.1016/j.gloenvcha.2023.102692
The thematic assessment report on The Sustainable Use Of Wild Species Summary For Policymakers	https://ntnuopen.ntnu.no/ntnu-xmlui/bitstream/handle/11250/3059424/EN_SPM_SUSTAINABLE+USE+OF+WILD+SPECIES.pdf?sequence=1
A flexible and practical framework for reporting on ecologically sustainable development for wild capture fisheries	https://doi.org/10.1016/j.fishres.2004.08.030
5-Dimensional Sustainability Assessment Framework (5DSAF).	https://iucn.org/news/202312/5-dimensional-sustainability-assessment-framework-5dsaf#:~:text=The%20framework%20adds%20the%20dimensions,and%20economic%20dimensions%20of%20sustainability
<i>Wildlife management</i>	
Evaluation Options for Wildlife Management and Strengthening of Causal Inference, journal article (2023)	https://www.zoology.ubc.ca/~krebs/papers/355.pdf
A practical framework for ethics assessment in wildlife management decision-making, journal article (2023)	https://doi.org/10.1002/jwmg.22502
Evaluation of the Global Wildlife Program, Independent Evaluation Office, Global Environment Facility (2024)	https://www.gefio.org/evaluations/global-wildlife-program
Assessing Protected Area Management Effectiveness: the Need for a Wetland-Specific Evaluation Tool, journal article (2021)	https://doi.org/10.1007/s00267-021-01527-1
Assessing the Management Effectiveness of Three Protected Areas in Ghana, journal article (2021)	https://doi.org/10.4103/cs.cs_20_28

Target 10	
Key elements of the target	<p>Ensure that areas under agriculture, aquaculture, fisheries and forestry are managed sustainably, in particular through sustainable use of biodiversity</p> <p>Ensure sustainable management of productive sectors through a substantial increase of the application of biodiversity friendly practices, such as sustainable intensification, agroecological and other innovative approaches</p> <p>Ensure that sustainable management of productive sectors contributes to the resilience and long-term efficiency and productivity of these production systems, food security, conserving and restoring biodiversity, and maintaining nature's contributions to people, including ecosystem functions and services.</p>
Guiding questions to be used for review of progress	<p>What measures has your country taken to ensure the sustainable management of areas under agriculture, aquaculture, fishery and forestry?</p> <p>What measures has your country taken to ensure the sustainable management of productive sectors through a substantial increase of the application of biodiversity friendly practices?</p> <p>What measures or action has your country taken to ensure that the sustainable management of productive sectors contributes to the resilience, long-term efficiency and productivity of these production systems, food security, conserving and restoring biodiversity and maintaining nature's contributions to people including ecosystem functions and services.</p>

Target 10 resource materials	
<i>Tools:</i>	
UNEP WCMC Metadata factsheet indicator 10.1	https://gbf-indicators.org/metadata/headline/10-1
Fishery and Resources Monitoring System (FIRMS)	https://firms.fao.org/firms/en/home
Food for Biodiversity, Criteria and Tools	https://food-biodiversity.de/en/criteria-and-tools/
BioMonitor4CAP: Tools to monitor Agro-Biodiversity in the EU	https://www.biomonitor4cap.eu/en/
Sustainable Agriculture, Science Brief for Target 10, GEO BON Report (2022)	https://geobon.org/wp-content/uploads/2022/06/T10_brief.pdf
<i>Examples of approaches taken:</i>	

Ecosystem approach to fisheries implementation monitoring tool, FAO (2021)	https://openknowledge.fao.org/items/2c66c52a-2044-4f03-9347-8f0c5cc0c230
BioMonitor4CAP: New tools to monitor the Agro-Biodiversity	https://www.farm-europe.eu/news/biomonitor4cap-tools-to-monitor-agro-biodiversity-and-guide-eu-sustainable-agriculture-policies/
Advancing biodiversity monitoring in agricultural landscapes, Institute for European Environmental Policy (2024)	https://ieep.eu/wp-content/uploads/2024/06/Advancing-biodiversity-monitoring-in-agricultural-landscapes-IEEP-2024.pdf
Performance versus values in sustainability transformation of food systems, journal article (2017)	https://doi.org/10.3390/su9030332
Issues in evaluating sustainability of farming systems with indicators, journal article (2015)	https://doi.org/10.1016/j.indic.2023.100258
Guidelines for the Development of an OECD Farmland Habitat Biodiversity Indicator, OECD report (2023)	https://www.oecd.org/content/dam/oecd/en/publications/reports/2023/07/guidelines-for-the-development-of-an-oecd-farmland-habitat-biodiversity-indicator_e4e022e4/09d45d55-en.pdf
<i>Further Reading:</i>	
How to monitor the ‘success’ of agricultural sustainability: A perspective, journal article (2024)	https://www.sciencedirect.com/science/article/pii/S2211912424000725
Sustainable agriculture and Nature-based Solutions, IUCN (2024)	https://portals.iucn.org/library/node/52103
Towards Sustainable Agriculture: A Critical Analysis of Agrobiodiversity Assessment Methods and Recommendations for Effective Implementation (2024)	http://dx.doi.org/10.3390/app14062622
Tools for assessing recreational fisheries compliance—an underappreciated yet essential component of management, journal article (2024)	https://link.springer.com/article/10.1007/s11160-024-09908-5
<i>Overviews:</i>	
Assessing the biodiversity-agriculture nexus, IUCN report (2024)	https://portals.iucn.org/library/node/51577

Target 11	
Key elements of the target	<p>Restore, maintain and enhance nature's contributions to people including ecosystem functions and services through nature-based solutions for the benefit of people and nature.</p> <p>Restore, maintain and enhance regulation of air, water and climate</p> <p>Restore, maintain and enhance soil health</p> <p>Restore, maintain and enhance pollination</p> <p>Restore, maintain and enhance reduction of disease risk</p> <p>Restore, maintain and enhance protection from natural hazards and disasters</p>
Guiding questions to be used for review of progress	<p>What measures has your country taken to restore, maintain and enhance nature's contributions to people including ecosystem functions and services?</p> <p>What measures or action has your country taken to restore, maintain and enhance regulation of air, water and climate, soil health, pollination, reduction of disease risk and protection from natural hazards and disasters?</p> <p>What are main challenges in achieving this target?</p>

Target 11 resource materials	
Global Assessment Report on Biodiversity and Ecosystem Services, IPBES (2019)	https://www.ipbes.net/global-assessment
<i>Tools:</i>	
Tool for Agroecology Performance Evaluation (TAPE), FAO Agroecology Knowledge Hub	https://www.fao.org/agroecology/tools-tape/en/
<i>Examples of approaches taken:</i>	
EcoServ-GIS v.3.3: A toolkit for mapping ecosystem services (GB scale), Scottish Natural Heritage research report (2018)	https://www.nature.scot/sites/default/files/2018-06/Publication%202018%20-%20SNH%20Research%20Report%20954%20-%20EcoServ-GIS%20v.3.3%20A%20toolkit%20for%20mapping%20ecosystem%20services%20(GB%20scale).pdf

Assessing nature's contributions to people, journal article (2018)	https://doi.org/10.1126/science.aap8826
Guiding principles for evaluating the impacts of conservation interventions on human well-being, journal article (2015)	https://royalsocietypublishing.org/doi/full/10.1098/rstb.2015.0103
Enabling a Natural Capital Approach guidance, DEFRA, UK (2025)	https://www.gov.uk/government/publications/enabling-a-natural-capital-approach-enca-guidance/enabling-a-natural-capital-approach-guidance
Monitoring for Biodiversity, Natural Capital and Ecosystem Services: Development of a Monitoring Action Plan, JNCC (2016)	https://data.jncc.gov.uk/data/e160e6cf-8a06-48cf-b763-afe799cbd57b/JNCC-Report-583-FINAL-WEB.pdf
Guidance for using the IUCN Global Standard for Nature-based Solutions, IUCN (2020)	https://portals.iucn.org/library/sites/library/files/documents/2020-021-En.pdf
Strengthening monitoring and evaluation of multiple benefits in conservation initiatives that aim to foster climate change adaptation, journal article (2022)	https://conbio.onlinelibrary.wiley.com/doi/10.1111/csp2.12688
Constructing theories of change for ecosystem-based adaptation projects, CI guidance document (2013)	https://www.conservation.org/docs/default-source/publication-pdfs/constructing-theories-of-change-for-ecosystem-based-adaptation.pdf?Status=Master&sfvrsn=1fd83348_3
A systems approach framework for evaluating tree restoration interventions for social and ecological outcomes in rural tropical landscapes, journal article (2022)	https://royalsocietypublishing.org/doi/10.1098/rstb.2021.0111
3 Tools to evaluate potential restoration outcomes, journal article (2018)	https://www.jstor.org/stable/resrep16278.8?seq=1
Ecosystem services assessment: How to do one in practice, Institution of Environmental Sciences, UK (2013)	https://www.the-ies.org/sites/default/files/reports/ecosystem_services.pdf
How remote sensing choices influence ecosystem services monitoring and evaluation results of ecological restoration interventions, journal article (2023)	https://www.sciencedirect.com/science/article/pii/S221204162300058X
Guidelines for Designing, Implementing and monitoring Ecosystem Based Adaptation interventions, CI (2019)	https://www.conservation.org/docs/default-source/publication-pdfs/guidelines-for-designing-implementing-and-monitoring-eba.pdf?Status=Master&sfvrsn=bccddc79_3

Guidebook for Monitoring and Evaluating Ecosystem-based Adaptation Interventions, UNEP WCMC (2020)	https://weadapt.org/wp-content/uploads/2023/05/me-guidebook_eba_compressed.pdf
Global assessment of nature's contributions to people, journal article (2023)	https://www.sciencedirect.com/science/article/pii/S2095927323000439

Target 12	
Key elements of the target	<p>Increase the area and quality and connectivity of, access to and benefits from green and blue spaces in urban and densely populated areas.</p> <p>Biodiversity-inclusive urban planning.</p> <p>Mainstreaming the conservation and sustainable use of biodiversity in urban and densely populated areas.</p>
Guiding questions to be used for review of progress	<ul style="list-style-type: none"> · What processes has your country put in place to plan and manage green and blue spaces? How were these made more biodiversity inclusive? · What measures have been taken or being taken by sub-national governments, states/provinces and cities to increase the area, quality, connectivity of, access to and benefits from green and blue spaces? · How effective are these measures and what additional and capacities are needed?

Target 12 resource materials	
Local Biodiversity Outlook 2, CBD (2020)	https://www.cbd.int/gbo5/local-biodiversity-outlooks-2
<i>Tools:</i>	
DaRT Target 12, UNEP	https://dart.informea.org/taxonomy/term/5980
Mapping the benefits of nature in cities with the InVEST software, journal article (2021)	https://www.nature.com/articles/s42949-021-00027-9?fromPaywallRec=false
Development of the urban green space quality assessment tool (RECITAL) (2020)	https://www.researchgate.net/publication/346204466_Development_of_the_urban_green_space_quality_assessment_tool_RECITAL

Urban Sustainability Framework	https://www.thegpsc.org/knowledge-resources/urban-sustainability-framework-usf
<i>Examples of approaches taken:</i>	
Fostering Urban Biodiversity Through Local Actions, Policy Activation Brief, ICLEI (2020)	https://iclei.org/wp-content/uploads/2022/09/Policy-Activation-Brief_EN.pdf
Review of opportunities for urban biodiversity monitoring, JNCC report (2024)	https://data.jncc.gov.uk/data/476b6b62-cea8-48e6-931e-b597d8b3d8b9/jncc-report-754.pdf
Applying multispecies justice in nature-based solutions and urban sustainability planning: Tensions and prospects, journal article (2025)	https://www.nature.com/articles/s42949-025-00191-2?fromPaywallRec=false
A Handbook for Municipal Biodiversity Planning and Management, biodiverCITIES (2025)	https://icleicanada.org/project/biodivercities-a-handbook-for-municipal-biodiversity-planning-and-management/
A framework for assessing and implementing the co-benefits of nature-based solutions in urban areas, journal article (2017)	https://www.sciencedirect.com/science/article/pii/S1462901117306317
Urban green spaces: a brief for action, WHO (2017)	https://iris.who.int/bitstream/handle/10665/344116/9789289052498-eng.pdf
Regional urban environmental quality assessment and spatial analysis, journal article (2020)	https://www.sciencedirect.com/science/article/pii/S2226585619302389
Evaluation and Monitoring of Urban Public Greenspace Planning Using Landscape Metrics in Kunming, journal article (2021)	https://www.mdpi.com/2071-1050/13/7/3704
Understanding collaborative governance of biodiversity-inclusive urban planning: Methodological approach and benchmarking results for urban nature plans in 10 European cities, journal article (2025)	https://link.springer.com/article/10.1007/s11252-024-01656-5
Greenspace Quality - a guide to assessment, planning and strategic development, Greenspace Scotland (2008)	http://www.ukmaburbanforum.co.uk/docunents/other/qualityguide.pdf
An impact evaluation framework to support planning and evaluation of nature-based solutions projects (2017)	https://www.iflaeurope.eu/assets/docs/EKLIPSE_Report1-NBS_FINAL_Complete-02022017_LowRes_4Web.pdf

Urban Greening Factor for England User Guide (2023)	https://designatedsites.naturalengland.org.uk/GreenInfrastructure/downloads/Urban%20Greening%20Factor%20for%20England%20User%20Guide.pdf
Green balance in urban areas as an indicator for policy support: a multi-level application (2022)	https://oneecosystem.pensoft.net/article/72685/
Understanding success in the context of brownfield greening projects: The requirement for outcome evaluation in urban greenspace success assessment, journal article (2009)	https://www.sciencedirect.com/science/article/abs/pii/S1618866709000338
<i>Global reviews:</i>	
Planning for the Future of Urban Biodiversity: A Global Review of City-Scale Initiatives, journal article (2017)	https://doi.org/10.1093/biosci/bix012

Target 13	
Key elements of the target	<p>Legal, policy and administrative measures on the fair and equitable sharing of benefits that arise from the utilization of genetic resources, from the utilization of digital sequence information on genetic resources, and traditional knowledge associated with genetic resources.</p> <p>Capacity building measures.</p> <p>Facilitate appropriate access to genetic resources.</p> <p>A significant increase of the benefits shared, in accordance with applicable international access and benefit-sharing instruments.</p>
Guiding questions to be used for review of progress	<p>What ABS-related international treaties has your country ratified?</p> <p>What legal, policy and administrative measures has your country taken to ensure the fair and equitable sharing of benefits? How effective are these measures and what are main challenges?</p> <p>What are capacity building measures is your country taking and what are main capacity needs?</p>

Target 13 resource materials	
Policy Briefs for the Nagoya Protocol, CBD	https://www.cbd.int/abs/resources/factsheets.shtml
ABS Capacity Development Initiative	https://www.abs-biotrade.info/projects/abs-capacity-development/general-information/

ABS Capacity Development Initiative, repository	https://www.abs-biotrade.info/projects/abs-capacity-development/resources/
Report on the Global Capacity-Building Workshop on Monitoring the Utilization of Genetic Resources under the Nagoya Protocol Bonn, CBD (2019)	https://www.cbd.int/doc/c/3641/529d/6c2a79ecba9a6fa1fa276aa1/np-cb-ws-2019-01-02-en.pdf
Study on the use of digital sequence information on genetic resources in Germany, Federal Agency for Nature Conservation (2018)	https://biodiv.de/fileadmin/user_upload/PDF/Projekte-aktuell/DSI-Study.pdf
Access and Benefit Sharing Under the Nagoya Protocol— <i>Quo Vadis?</i> Six Latin American Case Studies Assessing Opportunities and Risk, journal article (2020)	https://doi.org/10.3389/fphar.2020.00765

Target 14	
Key elements of the target	<p>Full integration of biodiversity and its multiple values into policies, regulations, processes, strategies, assessments and national accounting</p> <p>All levels of government and across all sectors .</p> <p>Align all relevant public and private activities, and fiscal and financial flows with goals and targets of Framework.</p>
Guiding questions to be used for review of progress	<p>Has your country identified those policies, regulations, strategies, processes and sectors that have significant impacts on biodiversity?</p> <p>Has your country integrated biodiversity and its values into relevant policies, regulations, processes, strategies, assessments and national accounting, across all levels of government and across all sectors?</p> <p>How effective is such integration and what are main challenges, gaps and needs?</p>

Target 14 resource materials	
Mainstreaming biodiversity targets into sectoral policies and plans: A review from a Biodiversity Policy Integration perspective, journal article (2019)	https://doi.org/10.1016/j.esg.2024.100209
Mainstreaming across political sectors: Assessing biodiversity policy integration in Peru, journal article (2018)	https://doi.org/10.1002/ect.1800

The Biodiversity Integrated Assessment and Computation Tool (B-INTACT) Guidelines, FAO (2021)	https://openknowledge.fao.org/server/api/core/bitstreams/6aa9575d-1410-430f-aa22-7c97fc036e73/content
Principles for Responsible Banking: Guidance for Banks, Biodiversity Target Setting, UNEP Finance Initiative (2021)	https://www.unepfi.org/wordpress/wp-content/uploads/2021/06/PRB-Biodiversity-Guidance.pdf

Target 15	
Key elements of the target	<p>Legal, administrative or policy measure.</p> <p>Large and transnational companies and financial institutions.</p> <p>Regularly monitor, assess and transparently disclose their risks, dependencies and impacts.</p> <p>Provide information to consumers.</p> <p>Report on compliance with access and benefit-sharing</p>
Guiding questions to be used for review of progress	<p>What legal, administrative or policy measures has your country taken to encourage the monitoring, assessment and disclosure of business risks, dependencies and impacts on biodiversity?</p> <p>What legal, administrative and policy measures has your country taken to encourage businesses to provide information to customers to promote sustainable consumption patterns?</p> <p>What legal, administrative and policy measures has your country taken to encourage compliance with access and benefit-sharing regulations and measures?</p> <p>Who are the actors that are affected by these measures and how can they be involved and their needs addressed?</p> <p>How effective are these measures and what are main challenges and needs for support?</p>

Target 15 resource materials	
Global Reporting Initiative, GRI101 Biodiversity search	https://www.globalreporting.org/search/?query=GRI+101%3a+Biodiversity

Guidance on the identification and assessment of nature related issues: The LEAP approach, Task Force on Nature-related Financial Disclosure (2023)	https://tnfd.global/wp-content/uploads/2023/08/Guidance_on_the_identification_and_assessment_of_nature-related_Issues_The_TNFD_LEAP_approach_V1.1_October2023.pdf?v=1698403116
Task Force on Nature-related Financial Disclosure	https://tnfd.global/
Transparent Project, Capital Coalition	https://capitalscoalition.org/project/transparent/
Biodiversity measurement approaches. A practitioner's guide for financial institutions, report (2025)	https://www.financeforbiodiversity.org/wp-content/uploads/Finance-for-Biodiversity_Guide-on-biodiversity-measurement-approaches_3rd-edition-1.pdf
Guidance for reporting by businesses on their actions related to biodiversity, CBD/SBI/2/4/Add.2 (2018)	https://www.cbd.int/doc/c/ff6d/906c/ebebc273f27f8e9416bba00b/sbi-02-04-add2-en.pdf
EU Corporate Sustainability Reporting Directive, CSRD (2022)	https://eur-lex.europa.eu/legal-content/EN/TXT/?uri=CELEX:32022L2464
From impacts to dependencies: A first global assessment of corporate biodiversity risk exposure and responses, journal article (2022)	https://doi.org/10.1002/bse.3142
Corporate disclosures need a biodiversity outcome focus and regulatory backing to deliver global conservation goals, journal article (2022)	https://doi.org/10.1111/conl.13024
Recommendations for a standard on corporate biodiversity measurement and valuation, UNEP-WCMC, Capitals Coalition, Arcadis, ICF, WCMC (2022)	https://capitalscoalition.org/wp-content/uploads/2021/03/330300786-Align-Report_v4-301122.pdf
Recommendations to governments on how to implement Target 15 of the Global Biodiversity Framework, Business for Nature publication (2023)	https://www.businessfornature.org/news/target15-recommendations
Integrating Biodiversity into Natural Capital Assessments: A series of Biodiversity Guidance to accompany the Natural Capital Protocol, Capitals Coalition (2020)	https://capitalscoalition.org/wp-content/uploads/2020/10/Biodiversity-Guidance_COMBINED_single-page.pdf
Promoting sustainable consumption: Determinants of green purchases by Swiss consumers, journal article (2003)	https://doi.org/10.1002/mar.10101
Policies to promote sustainable consumption: Innovative approaches in Europe, journal article (2010)	https://doi.org/10.1111/j.1477-8947.2010.01294.x

Meeting the Global Biodiversity Framework’s Target 15, Technical Report, ECOS - Environmental Coalition on Standards (2023)	https://www.ecostandard.org/wp-content/uploads/2023/04/ECOS-report-Meeting-the-Global-Biodiversity-Frameworks-Target-15-April-2023.pdf
ENCORE (Exploring Natural Capital, Opportunities, Risks and Exposure	https://www.encorenature.org/en

Target 16	
Key elements of the target	<p>Sustainable consumption choices by establishing supportive policy, legislative or regulatory frameworks and improving education and access to relevant and accurate information and alternatives.</p> <p>Reducing global footprint of consumption.</p> <p>Halving global food waste.</p> <p>Significantly reducing overconsumption.</p> <p>Substantially reducing waste generation.</p>
Guiding questions to be used for review of progress	<p>What measures has your country taken to encourage sustainable production and consumption? How do these measures address food waste and waste generation?</p> <p>Has your country made an assessment of the ecological, economic, and social costs and benefits of addressing unsustainable consumption and production?</p> <p>Who are the actors that may be affected and how can they be involved and their needs addressed?</p> <p>How effective are these measures and what are main challenges?</p>

Target 16 resource materials	
Sustainable production and consumption: a handbook for policy makers, UNEP (2019)	https://www.unep.org/resources/report/sustainable-consumption-and-production-handbook-policymakers
Food Waste Index Report, UNEP (2024)	https://www.unep.org/resources/publication/food-waste-index-report-2024

Secretary General's Progress report on the 10-Year Programme of Work of Sustainable Production and Consumption Patterns, SDG 12 Hub, UNEP & One Planet Network (2022)	https://www.oneplanetnetwork.org/knowledge-centre/resources/executive-summary-secretary-generals-progress-report-10-year-framework
Unfolding hidden environmental impacts of food waste: An assessment for fifteen countries of the world, journal article (2021) <i>not open access</i>	https://doi.org/10.1016/j.jclepro.2021.127523
A framework assessing the footprints of food consumption. An application on water footprint in Europe, journal article (2022) <i>not open access</i>	https://doi.org/10.1016/j.eiar.2022.106735
A review and comparative assessment of existing approaches to calculate material footprints, journal article (2016) <i>not open access</i>	https://doi.org/10.1016/j.ecolecon.2016.03.012

Target 17	
Key elements of the target	<p>Strengthen capacity for biosafety measures as set out in Article 8(g).</p> <p>Implement biosafety measures as set out in Article 8(g).</p> <p>Establish measures for the handling of biotechnology and distribution of its benefits as set out in Article 19.</p> <p>Strengthen capacity for measures for the handling of biotechnology and distribution of its benefits as set out in Article 19.</p>
Guiding questions to be used for review of progress	<p>Has your country taken biosafety measures in accordance with Article 8(g) of the Convention?</p> <p>Has your country taken measures to promote participation in biotechnological research and for providing equitable access to benefits and results from biotechnologies?</p> <p>Who are the actors that need to be involved?</p> <p>How effective are these measures and how to enhance their effectiveness?</p>

Target 17 resource materials	
Biosafety in the KMGBF, CBD	https://bch.cbd.int/protocol/post2020/framework.shtml

Strengthening Biorisk Management Capacities in Burkina Faso: Contribution of the Global Health Security Agenda, journal article (2022)	https://doi.org/10.1089/hs.2019.0069
Terminal Evaluation Report on Completion and Strengthening of the Cuban National Biosafety Framework for the Effective Implementation of the Cartagena Protocol, UNEP (2017)	https://www.gefio.org/sites/default/files/documents/projects/tes/3643-terminal-evaluation.pdf
Laboratory biosafety manual, World Health Organisation (2020)	https://www.who.int/publications/i/item/9789240011311
Cartagena Protocol on Biosafety, documents on assessment and review, CBD	https://bch.cbd.int/protocol/issues/cpb_art35_doc.shtml

Target 18	
Key elements of the target	<p>Identify, eliminate, phase out and reform incentives, including subsidies, harmful for biodiversity by 2025.</p> <p>Incentives, including subsidies, harmful for biodiversity.</p> <p>In a proportionate, just fair, effective and equitable way.</p> <p>Substantially and progressively reduce incentives, including subsidies, harmful for biodiversity, by at least \$500 billion per year by 2030, starting with the most harmful incentives.</p> <p>Scale up positive incentives.</p>
Guiding questions to be used for review of progress	<p>Has your country identified incentives, including subsidies, harmful for biodiversity?</p> <p>What measures or actions has your country taken to eliminate, phase out or reform harmful incentives?</p> <p>What measures or actions has your country taken to scale up positive incentives? How do these actions contribute to addressing the main threats to biodiversity?</p> <p>Who are stakeholders that may be affected by these measures, how can they be involved and how are their concerns and needs addressed?</p> <p>How effective are these measures and what are main challenges?</p>

Target 18 resource materials

Identifying and assessing subsidies and other incentives harmful to biodiversity: A comparative review of existing national-level assessments and insights for good practice, OECD Environment working paper (2022)	https://dx.doi.org/10.1787/3e9118d3-en
Identifying and assessing subsidies harmful to biodiversity in Australia, Biodiversity Council report (2024)	https://biodiversitycouncil.org.au/admin/uploads/2024_Biodiversity_Council_Subsidies_Report_Oct_2024_67ff16f844.pdf
<i>Assessments:</i>	
The sunken billions: the economic justification for fisheries reform, World Bank report (2009)	http://documents.worldbank.org/curated/en/656021468176334381
<i>Tools:</i>	
WTO Agreement on Fisheries Subsidies (2022)	https://www.wto.org/english/tratop_e/rulesneg_e/fish_e/fish_e.htm
Developing incentives and economic mechanisms for in situ biodiversity conservation in agricultural landscapes, journal article (2007) <i>not open access</i>	https://doi.org/10.1016/j.agee.2006.12.025
Encouraging conservation on private lands: A behavioral analysis of financial incentives, journal article (2006)	https://journals.librarypublishing.arizona.edu/arizrev/article/id/7552/
Protecting Nature by Reforming Environmentally Harmful Subsidies, Earth Track report (2022)	https://www.earthtrack.net/sites/default/files/documents/EHS_Reform_Background_Report_fin.pdf
Protecting Nature by Eliminating Environmentally Harmful Subsidies, Earth Track report (2024)	https://www.earthtrack.net/sites/default/files/documents/ehs_report_september-2024-update_final.pdf
Incentive-based policy design for pollution control and biodiversity conservation: a review, journal article (2016)	https://link.springer.com/article/10.1007/s10640-015-9996-8
Increasing participation in incentive programs for biodiversity conservation, journal article (2013)	https://esajournals.onlinelibrary.wiley.com/doi/abs/10.1890/12-1878.1

Target 19	
Key elements of the target	<p>Increasing total biodiversity related international financial resources from developed countries and from countries.</p> <p>Significantly increasing domestic resource mobilization.</p> <p>Leveraging private finance, promoting blended finance, implementing strategies for raising new and additional resources, and encouraging the private sector to invest in biodiversity.</p> <p>Stimulating innovative schemes such as payment for ecosystem services, green bonds, biodiversity offsets and credits, benefit-sharing mechanisms, with environmental and social safeguards.</p> <p>Optimizing co-benefits and synergies of finance.</p> <p>Enhancing the role of collective actions, including by indigenous peoples and local communities, Mother Earth centric actions and non-market-based approaches.</p> <p>Enhancing the effectiveness, efficiency and transparency of resource provision and use.</p>
Guiding questions to be used for review of progress	<p>Has your country undertaken a financing needs assessment for the implementation of your NBSAP and the Framework at the national level?</p> <p>Has your country developed a national biodiversity financing plan or a similar instrument?</p> <p>How much financial resources has your country provided to biodiversity from the public and private sectors and other sources? What measures has your country taken to mobilize financial resources for the implementation of the NBSAP and the Framework? What measures has your country taken to align the financial flows to biodiversity?</p> <p>What innovative financing solutions or schemes has your country identified and implemented?</p> <p>What measures has your country undertaken to enhance synergies among biodiversity, climate and other financing?</p> <p>For developing countries how much has your country received from international sources including through ODA</p> <p>For developed countries how much has your country provided to developing countries through various channels?</p> <p>What are main challenges for mobilizing resources?</p>

Target 19 resource materials	
BIOFIN, The Biodiversity Finance Initiative, OECD	https://www.biofin.org/
A Comprehensive overview of global biodiversity finance, OECD (2020)	https://www.cbd.int/doc/c/dbcc/a4bc/913fe42c87f6fea8a356ca49/post2020-ws-2020-03-other-01-en.pdf

Policy Instruments for the Environment (PINE) Database: OECD	https://oecd-main.shinyapps.io/pinedatabase/
\$20 Billion Tracker, Nature Finance	https://www.naturefinance.info/
Finance for nature: A global estimate of public biodiversity investments, journal article (2020)	https://doi.org/10.1016/j.ecoser.2020.101216
Bridging the Gap in Biodiversity Financing: A review of assessments of existing and needed financial flows for biodiversity, and some considerations regarding their limitations and potential ways forward, UCL (2024)	https://discovery.ucl.ac.uk/id/eprint/10200099/
Finance and investment for biodiversity, OECD	https://www.oecd.org/en/topics/finance-and-investment-for-biodiversity.html
Financing Nature: Closing the Global Biodiversity Financing Gap, report (2020)	https://www.paulsoninstitute.org/wp-content/uploads/2020/09/FINANCING-NATURE_Full-Report_Final-Version_091520.pdf
Financing biodiversity conservation, Inter-American Development Bank (2000)	https://publications.iadb.org/publications/english/document/Financing-Biodiversity-Conservation.pdf
The biodiversity finance initiative: an approach to identify and implement biodiversity-centered finance solutions for sustainable development, book chapter (2018) <i>not open access</i>	https://link.springer.com/chapter/10.1007/978-3-319-73028-8_5
Payments for ecosystem services and the financing of global biodiversity conservation, journal article (2013)	https://doi.org/10.1016/j.cosust.2012.12.004
Making up for lost nature? a critical review of the international development of voluntary biodiversity offsets, journal article (2014) <i>not open access</i>	https://doi.org/10.3167/ares.2014.050107
Sustainable financing for biodiversity conservation: A review of experiences in German development cooperation, discussion paper (2017)	https://hdl.handle.net/10419/168029
Bridging funding gaps for climate and sustainable development: Pitfalls, progress and potential of private finance, journal article (2018)	https://doi.org/10.1016/j.landusepol.2017.12.013

Tracking Economic Instruments and Finance for Biodiversity, OECD <https://www.oecd.org/en/data/insights/data-explainers/2024/10/Tracking-Economic-Instruments-and-Finance-for-Biodiversity-2024.html>

Target 20

Key elements of the target

Strengthen capacity-building and development to meet the needs for effective implementation
 Strengthen access to and transfer of technologies
 Development of and access to innovation
 Promote technical and scientific cooperation, including through South-South, North-South and triangular cooperation, to meet the needs for effective implementation.
 Foster joint technology development and scientific research programmes for the conservation and sustainable use of biodiversity.
 Strengthen scientific research and monitoring capacities

Guiding questions to be used for review of progress

Has your country made a national capacity self-assessment for the implementation of the Convention, the Framework and the NBSAP?
 What are the top priority capacity needs and gaps at the individual, institutional and enabling environmental levels?
 Has your country developed a national capacity building and development plan for the updated NBSAP? What capacity development activities has your country undertaken for the implementation of the Framework and the NBSAP?
 What scientific and technical cooperation activities has your country undertaken to implement the Framework and the NBSAP? What are main challenges?
 What are the needs, opportunities and constraints that your country has identified for access to and transfer of technologies?
 Who are the actors that need to be involved and how can their needs be addressed?

Target 20 resource materials

Biodiversity related capacity building, UNEP WCMC

<https://www.cbd.int/cb/forums/strategic-framework/final-report-study.pdf>

Scoping Study for Identifying Options to Enhance Capacity Development and Implementation of the Kunming-Montreal Global Biodiversity

https://papers.ssrn.com/sol3/papers.cfm?abstract_id=4834159

Framework (GBF) in the Context of Knowledge Management, Technical and Scientific Cooperation and Technology Transfer in the Africa, Caribbean and Pacific Regions, UNEP-CARICOM Study Paper (2024)	
A Framework for Assessing of the Impact of Capacity Building, conference paper (2009)	https://ageconsearch.umn.edu/record/51716/?v=pdf
Marine Technology Transfer: Towards a Capacity-Building Toolkit for Marine Biodiversity beyond National Jurisdiction	https://brill.com/downloadpdf/display/book/edcoll/9789004422438/BP000017.pdf
Biodiversity for a Liveable Planet: An Evaluation of World Bank Group Support for Biodiversity (FY15–24) , World Bank Group Approach Paper (2024)	https://ieg.worldbankgroup.org/sites/default/files/Data/reports/ap_biodiversity.pdf
Assessing and Strengthening Community Capacity Building in Urban Biodiversity Conservation Programs, journal article (2019)	https://digitalcommons.lmu.edu/cate/vol12/iss2/4/
Developing National and Local Capacity to Achieve the Aichi Biodiversity Targets and Enhance Marine and Coastal Governance, Sustainable Ocean Initiative Training Module, CBD	https://www.cbd.int/marine/soi/soi-training-modules/SOI-module-Aichi-Biodiversity-Targets_Training-Guide-en.pdf#page=23.38
Key Elements for Designing and Developing Training, Sustainable Ocean Initiative Training Module, CBD	https://www.cbd.int/marine/soi/soi-training-modules/SOI-module-Designing-and-Developing-Training_Training-Guide-en.pdf
Science collaboration for capacity building: advancing technology transfer through a treaty for biodiversity beyond national jurisdiction, journal article (2020)	https://doi.org/10.3389/fmars.2020.00040
Biodiversity, technology transfer, and capacity building: A World Bank perspective and case study, journal article (2014)	https://doi.org/10.5172/impp.2004.6.2.247

Target 21	
Key elements of the target	<p>Improved accessibility to relevant biodiversity data, information and knowledge</p> <p>Best available information and knowledge is accessible to decision-makers, practitioners and the public</p> <p>Communication, awareness-raising, education</p>

	<p>Knowledge management</p> <p>Monitoring</p> <p>Research</p> <p>Knowledge, innovation, practices and technologies of IPLCs</p>
Guiding questions to be used for review of progress	<p>Has your country developed programmes or is implementing programmes to generate data, information and knowledge on biodiversity? What are main gaps?</p> <p>What mechanisms or systems has your country established to manage and share biodiversity data, information and knowledge? How do these mechanisms address traditional knowledge, innovations, practices and technologies?</p> <p>To what extent is biodiversity data, information and knowledge in your country being used for awareness-raising, communication and education purposes?</p> <p>How effectively is biodiversity data, information and knowledge used by decision-makers, practitioners and the public to guide the governance and participatory management of the conservation and sustainable use of biodiversity?</p> <p>What actions has your country taken to access and use relevant technologies for knowledge generation, discovery, collection, organization, integration, sharing and use?</p> <p>What are main challenges and main needs for further support?</p>

Target 21 resource materials	
Global Knowledge Support Service for Biodiversity, CBD	https://gkssb.chm-cbd.net/
Bridging The Gap Between Biodiversity Data and Policy Reporting Needs: An Essential Biodiversity Variables Perspective, journal article (2015)	https://doi.org/10.1111/1365-2664.12417
Knowledge Centre for Biodiversity, European Commission	https://knowledge4policy.ec.europa.eu/resources_en?f%5B0%5D=knowledge_service%3ABiodiversity
Guidance Note on Biodiversity Data Sharing, for Equator Principles Financial Institutions, chapter 2	https://equator-principles.com/app/uploads/Biodiversity_Data_Sharing_EPFIs_Jul2020.pdf
Evaluation of the Biodiversity Information for Development (BID) Programme	https://capacity4dev.europa.eu/media/134628/download/5bf3caa7-099e-44d7-9220-106e6e349ca3_en

Worldfair Project (D9.1) Data Standard for Sharing Ecological and Environmental Monitoring Data Documented for Community Review (2023)	https://zenodo.org/records/7849241
Key Information Needs to Move from Knowledge to Action for Biodiversity Conservation In Canada, journal article (2021)	https://www.sciencedirect.com/science/article/pii/S0006320721000355
National level use of International Union for Conservation of Nature knowledge products in American National Biodiversity Strategies and Action Plans and National Reports to the Convention on Biological Diversity, journal article (2021)	https://conbio.onlinelibrary.wiley.com/doi/full/10.1111/csp2.350
Information Into Action: Biodiversity Data Outreach and Municipal Land Conservation, journal article (2008)	https://doi.org/10.1080/01944360802378096
Tailoring evidence into action: Using a co-design approach for biodiversity information in the Tropical Andes, journal article (2023)	https://doi.org/10.1111/csp2.13035
Biobridge Initiative Platform (matchmaking) web platform	https://www.cbd.int/biobridge/platform
The Rutzolijirisaxik Voluntary Guidelines for the Repatriation of Traditional Knowledge, CBD (2019)	https://www.cbd.int/traditional/tk/voluntaryguidelines.shtml
Mo'otz Kuxtal Voluntary Guidelines, CBD (2019)	https://www.cbd.int/traditional/mootzkuxtal.shtml
IFAD Strategy on Biodiversity 2022-2025	https://www.ifad.org/en/w/publications/ifad-strategy-on-biodiversity-2022-2025

Target 22	
Key elements of the target	<p>Participation of IPLCs, women and girls and persons with disabilities.</p> <p>Access to justice and information.</p> <p>Rights of IPLCs over their cultures, lands, territories, resources and traditional knowledge.</p> <p>Full, equitable, inclusive, effective and gender-responsive representation and participation in decision-making related to biodiversity by IPLCs, women and girls, and persons with disabilities.</p>

	<p>Access to justice related to biodiversity by IPLCs, women and girls, and persons with disabilities, persons with disabilities.</p> <p>Full protection of environmental human rights defenders.</p>
<p>Guiding questions to be used for review of progress</p>	<p>What processes or mechanisms did your country put in place to ensure that participation of IPLCs in decision-making processes?</p> <p>What legislative and policy measures has your country taken to protect the rights of IPLCs over their lands, territories and resources?</p> <p>What measures has your country taken to promote the gender equality and participation of women and girls and ensure the participation of children and youth and persons with disabilities?</p> <p>What mechanisms has your country adopted to ensure the full protection of environmental human rights defenders as well as timely and accurate information and access to justice for them?</p> <p>How effective are these measures or mechanisms and what are main challenges.</p>

Target 22 resource materials	
UN Permanent Forum on Indigenous Issues	https://social.desa.un.org/issues/indigenous-peoples/unpffi
External resource list on Article 8(j) – traditional knowledge, innovations and practices, CBD webpage	https://www.cbd.int/traditional/external-resources
A global assessment of Indigenous community engagement in climate research, journal article (2018)	https://doi.org/10.1088/1748-9326/aaf300
Transforming biodiversity governance? Indigenous peoples' contributions to the Convention on Biological Diversity, journal article (2023)	https://doi.org/10.1016/j.biocon.2023.109933
Quantifying the contribution to biodiversity conservation of protected areas governed by indigenous peoples and local communities, journal article (2018)	https://doi.org/10.1016/j.biocon.2018.09.007
OECD Social Institutions & Gender Index Dashboard	https://www.oecd.org/en/data/dashboards/social-institutions-gender-index.html

Target 23	
Key elements of the target	<p>Gender equality in the implementation of the Framework through a gender-responsive approach</p> <p>Equal opportunity, capacity and rights</p> <p>Equal rights and access to land and natural resources</p> <p>Full, equitable, meaningful, and informed participation and leadership of women and girls at all levels of action, engagement, policy and decision-making related to biodiversity.</p>
Guiding questions to be used for review of progress	<p>What processes or mechanisms has your country put in place to ensure gender equality and a gender-responsive approach to biodiversity?</p> <p>Has your country developed a gender plan of action for the implementation of the updated NBSAP?</p> <p>What mechanisms has your country put in place to recognize the equal rights of women and girls to land and natural resources and their participation and leadership at all levels of action?</p> <p>What are main challenges and how can opportunities and capacities for women’s and girls’ effective participation be improved?</p>

Target 23 resource materials	
Best practices in gender and biodiversity, CBD (2022)	https://www.cbd.int/gender/publications/CBD-Best-practices-Gender-Biodiversity-en.pdf
Addressing Gender Issues and Actions in Biodiversity Objectives, CBD	https://www.cbd.int/gender/doc/cbd-towards2020-gender_integration-en.pdf
Gender Equality and Sustainable Development in the Mountain Areas of Asia, UNEP-IEMP report, chapter 8.3.3 (2022)	https://southsouth-galaxy.org/research/gender-equality-and-sustainable-development-in-the-mountain-areas-of-asia-unep-iemp/
FAO - Commit to Grow Equality: investing in the future of women in agrifood systems – Progress report 2025 (2025)	https://openknowledge.fao.org/items/d9453c32-8046-4778-84da-703886f52f72
A framework for sex, gender, and diversity analysis in research, journal article (2022)	https://doi.org/10.1126/science.abp9775
OECD Social Institutions & Gender Index Dashboard	https://www.oecd.org/en/data/dashboards/social-institutions-gender-index.html

CBD Women – Discussion paper. How to monitor the gender-responsiveness of the KM-GBF (2023)

https://women4biodiversity.org/wp-content/uploads/2024/08/Target-23-Gender-indicators-Briefer_compressed.pdf

UN Women - Inclusive, Systemic Evaluation for Gender equality, Environments and Marginalized voices (IGE4GEMs) (2018)

<https://www.unwomen.org/en/digital-library/publications/2018/9/ise4gems-a-new-approach-for-the-sdg-era>

UN Women – Good practices in gender-response evaluation (2020)

<https://www.unwomen.org/en/digital-library/publications/2020/06/good-practices-in-gender-responsive-evaluations>