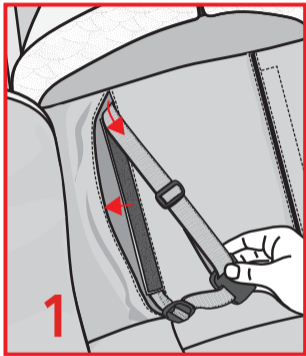
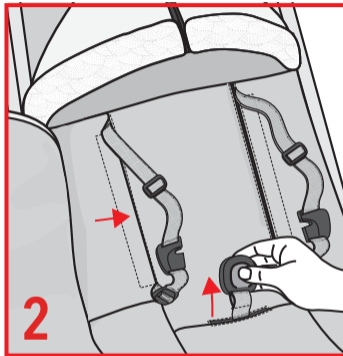


STROLLER BACK ATTACHMENTS: (may not work on all stroller models)

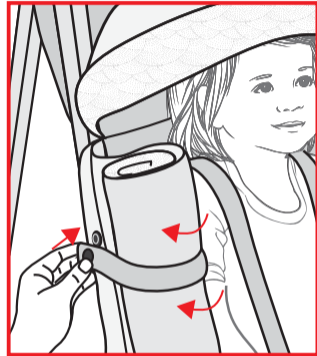


Set unzipped muff into stroller seat. Open velcro slots and pull stroller harness through on both sides.



Close velcro slots, with webbing through holes at the top and bottom. Pull crotch harness through bottom slot. Use harness to secure your child as directed by stroller manufacturer.

ROLL-AWAY STRAPS:



Unzip top flap fully and roll neatly to left side. Wrap roll-away straps from inside around roll and snap to secure.