



Door Style: Lanston
Finish: White Foil



Door Style: Dobson
Finish: Mirage



Door Style: Arbon
Finish: Rustic Hickory



Door Style: Mason
Finish: Twilight

Cardell® Concepts delivers a smart selection of cabinet essentials. Available in-stock and special order.

3 easy steps to your new cabinetry:

1. Measure your room dimensions carefully.

Start by measuring the width and height of every wall, beginning in a corner and working outward. Remember to note the height and width of doors and windows, including the casing and trim. Finally, mark the location of plumbing, radiators, refrigerators and other appliances you can't (or don't want to) move.

2. Design your space.

Visit the in-store Design Station to get started with Ū CREATE, a FREE easy-to-use cabinetry planner. Cabinetry can also be ordered online using Ū CREATE. Just visit menards.com and keyword search 'u create'.

3. Pick up your Cardell® cabinetry.

After you've designed your kitchen and bath, Cardell Concepts cabinetry's in-stock styles can be picked up right away at your local Menards store. Special-order cabinets will be shipped to the store.



Lanston
White Foil



Lanston
Grey Foil



Lanston
Gunstock Foil



Arbon
Rustic Hickory



Dobson
Mirage
























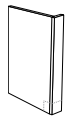















Mason
Twilight



Visit menards.com to learn more about Cardell® Concepts cabinetry.

Please note: Styles and selection may vary by store and online. While we do our best to provide accurate item availability information, we cannot guarantee in-stock status and availability, as inventory is sold and received continuously through the day.

PRODUCTS		W" x D" x H"	QTY.	PRICE		
WALL CABINET	 • 2 adjustable shelves	W930R	9 x 12 x 30			
		W1230R	12 x 12 x 30			
		W1530R	15 x 12 x 30			
		W1830R	18 x 12 x 30			
		W2130R	21 x 12 x 30			
	 • 2 adjustable shelves • No center stile on W2730B	W2430R	24 x 12 x 30			
		W2730B	27 x 12 x 30			
		W3030	30 x 12 x 30			
	 • No shelf	W3330	33 x 12 x 30			
		W3630	36 x 12 x 30			
W3018		30 x 12 x 18				
W3618		36 x 12 x 18				
W3015		30 x 12 x 15				
 • 2 adjustable shelves	W3315	33 x 12 x 15				
	W3615	36 x 12 x 15				
	W3012	30 x 12 x 12				
 • 2 adjustable shelves	W3612	36 x 12 x 12				
	WA2430R	24 x 24 x 30				
 • Matching laminate interior • 4" x 4" bottle opening • Lattice built-in	WL3015	30 x 12 x 15				
	 • Wall Space: • No Pull: 39" • Max Pull: 41-7/8" • Blind panel with attached 3" filler • 2 different door widths	WBC39/4230BL	39 x 12 x 30			
WBC39/4230BR		39 x 12 x 30				
BASE CABINET	 • 2 24" pie-cut revolving white plastic shelves • Add Base End Panel Filler (BEPF3) if end is exposed	BCRB36L	36 x 36 x 34-1/2			
		BCRB36R	36 x 36 x 34-1/2			
	 • Wall Space • No Pull: 39" • Max Pull: 41-7/8" • Blind panel with attached 3" filler	BBC39/42BRHDS	30 x 24 x 34-1/2			
		• Door hinged on center stile • Extra set of drawer guides installed to convert to blind left • One half-depth shelf				
	 • Full Height Door • No shelf	B9FHR	9 x 24 x 34-1/2			
		 • Half-depth shelf • Pre-drilled for accessory Base Tray Kit (BTK)	B12RHDS	12 x 24 x 34-1/2		
			B15RHDS	15 x 24 x 34-1/2		
			B18RHDS	18 x 24 x 34-1/2		
			B21RHDS	21 x 24 x 34-1/2		
	 • Half depth shelf • B30HDS and B36HDS pre-drilled for accessory Base Tray Kit (BTK) • No center stile on B27B	B24RHDS	24 x 24 x 34-1/2			
B27BHDS		27 x 24 x 34-1/2				
B30HDS		30 x 24 x 34-1/2				
 • B33HDS and B36HDS pre-drilled for accessory Base Tray Kit (BTK)	B33HDS	33 x 24 x 34-1/2				
	B36HDS	36 x 24 x 34-1/2				
 • No shelf • False drawer front above doors	SB33	33 x 24 x 34-1/2				
	SB36	36 x 24 x 34-1/2				
 • Single standard drawer on top; 2 deep drawers below	BD18-3D	18 x 24 x 34-1/2				
	BD24-3D	24 x 24 x 34-1/2				
 • Top-mounted wastebasket rolls out on full-extension slides • Includes 2 35-quart white plastic wastebaskets	BWBT18	18 x 24 x 34-1/2				
	 • One full-width false drawer front • Single door opens right • No shelf	VSB2435R	24 x 21 x 34-1/2			
 • One full-width false drawer front • Two doors • No shelf		VSB3035	30 x 21 x 34-1/2			
	 • No shelf • One door and one standard height full width false drawer front above the door and drawers • Two standard height drawers and one deep drawer	VSB3635	36 x 21 x 34-1/2			
VCD3035DR		30 x 21 x 34-1/2				
VCD3035DL		30 x 21 x 34-1/2				
VCD3635DR		36 x 21 x 34-1/2				
UTILITY CABINET	 12"  24" • Pre-drilled for accessories; Utility Shelf Kit (USK) and Base Tray Kit (BTK)	U1884R	18 x 12 x 84			
		U188424R	18 x 24 x 84			
		U248424R	24 x 24 x 84			

PRODUCTS		W" x D" x H"	QTY.	PRICE		
ACCESSORIES	 • Base End Panel Filler	BEPF3	3 x 24 x 34-1/2			
		 • Wall Filler	WF3-3	3 x 3/4 x 42		
	 • Wall Filler		WF6-42	6 x 3/4 x 42		
		 • Base Tray and Pantry Tray Kit	BTK12	8-3/4 x 21-15/16 x 1-5/8		
	BTK15		11-3/4 x 21-15/16 x 1-5/8			
	BTK18		14-3/4 x 21-15/16 x 1-5/8			
	BTK21		17-3/4 x 21-15/16 x 1-5/8			
	BTK24		20-3/4 x 21-15/16 x 1-5/8			
	 • Crown Molding	CM8	96 x 2 x 2-1/4			
		 • Inside Corner Molding • Back not finished	ICM8	96 x 3/4 x 3/4		
	 • Outside Corner Molding • Back not finished		OSC8	96 x 1 x 1		
		 • Quarter Round Molding • Back not finished	QR8	96 x 11/16 x 11/16		
	 • Narrow Batten Molding • Back not finished		NBM8	96 x 1/4 x 3/4		
		 • Scribe Molding	SM8	96 x 3/4 x 1/4		
	 • Heat Shield for use next to ovens		HSD	1-9/16 x 30		
		 • Back Panel	PB4834P	48 x 34-1/2 x 1/8		
	 • Tall Filler		TF3-84	3 x 3/4 x 84		
		 • Toekick	TKCL8	96 x 1/8 x 4-7/16		
	 • Utility Shelf Kit • Includes 5 shelves and 20 clear shelf supports		USK1812-1/2	16-1/4 x 10-9/32 x 1/2		
			USK1824-1/2	16-1/4 x 22-19/32 x 1/2		
USK2424-1/2		22-1/4 x 22-19/32 x 1/2				
 • Touch Up Kit for Cardell Concepts • Available in all finishes • Includes Touch Up Pen, Fill Stick, and a bottle of the of Touch Up Topcoat	TUK	N/A				

ORDERING TIPS & HINTS:

- Full overlay doors, Lanston and Arbon, require a Wall Filler when installed next to a wall or utility cabinet to ensure proper operation of the doors.
- Utility Cabinets do not come with shelves or trays so be sure to order Utility Shelf or Base Tray and Pantry Tray Kits.
- Add a Base Tray Kit to base cabinets for improved functionality of a roll out tray.
- In addition to its main purpose, a Sink Base cabinet can also be used for a cooktop.
- Protect your cabinets from high temperatures by placing a Heat Shield between the oven and adjacent cabinets.
- Matching Toekick provides the finishing touch and hides shims used in the installation of your cabinets.
- Remember to order a Touch Up Kit to hide any nail holes, nicks or scratches caused during installation.