



## Peyote Petal Earrings



### Materials:

[E-406FR](#): Miyuki 5/0 Matte Opaque Orange  
AB Seed Bead - 1 tube

[DBLC-0031](#): Miyuki 8/0 24kt Gold Plated Cut  
Delica Bead - 1 tube

[8-4248](#): Miyuki 8/0 Duracoat Silverlined Dyed  
Dk Lilac Seed Bead - 1 tube

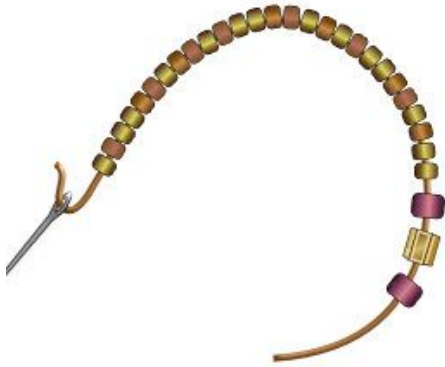
[11-199](#): Miyuki 11/0 24kt Gold Iris Seed Bead  
- 1 tube

[MNT-05](#): Miyuki Gold Nylon Beading Thread  
Size B - 1 bobbin

[193-104](#): Miyuki Japanese Thin Beading  
Needles

[191-100-G](#): Gold-Filled Earwire with Loop - 2  
pieces

[505-017](#): Rainbow Bird Embroidery Scissors



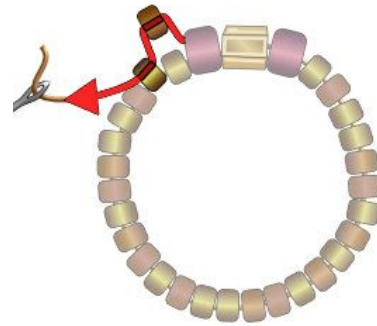
1. Begin with approximately four feet of Miyuki nylon beading thread. String one Miyuki 8/0 seed bead, one Miyuki Cut 8/0 Delica Bead (DBLC), and one 8/0. String 27 Miyuki 11/0 seed beads.



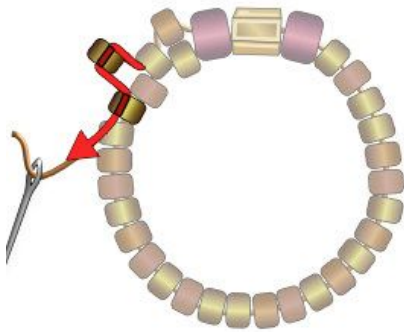
2. Pass through all the beads again to form a loop, exiting the second 8/0 bead.



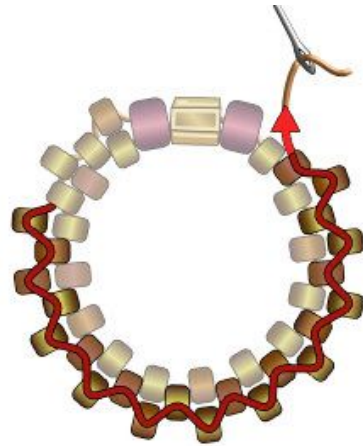
3. Move the needle to the shorter tail of thread. Continue around the loop another one and a half times to secure. Trim excess thread.



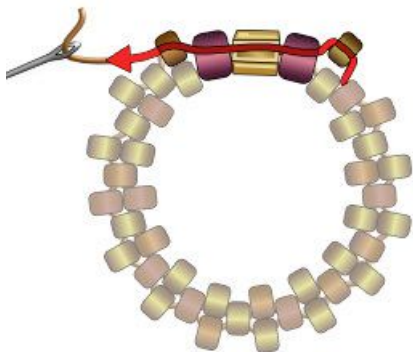
4. Return the needle to the first thread and string one 11/0. Moving counter clockwise, skip over one 11/0 and pass through the next. This begins Peyote Stitch.



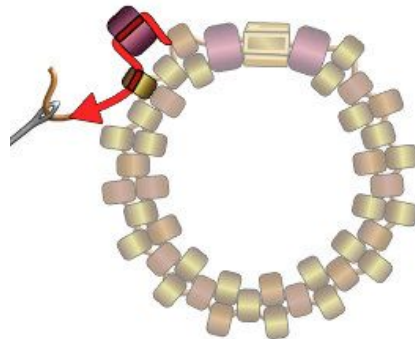
5. String one 11/0 and, moving counter clockwise, skip over one 11/0 and pass through the next.



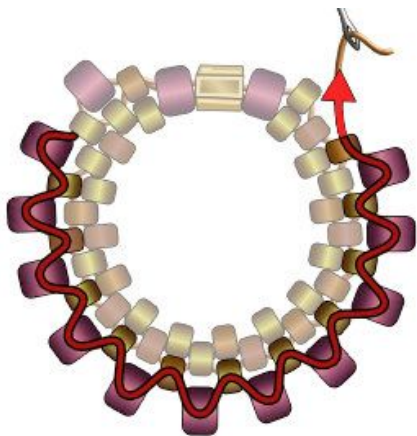
6. Continue in this way around the loop, adding 11/0 beads, and forming the 3rd row of Peyote Stitch.



7. After adding the final 11/0 bead (14 in total) pass through the 8/0, DBLC, and 8/0 from the original loop, then exit the first 11/0 in the third row.



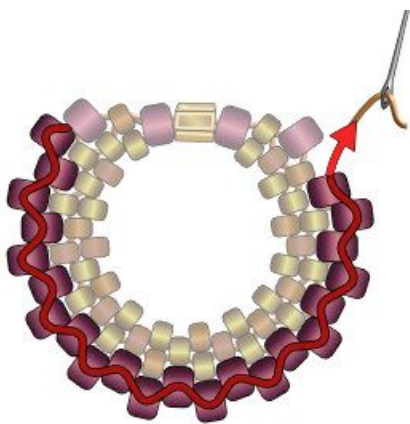
8. String one 8/0 and, moving counter clockwise, pass through the next slightly raised 11/0.



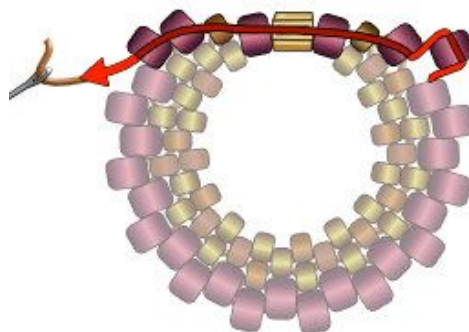
9. Continue in this way around the loop.



10. After adding the final 8/0 bead (13 in total) pass through the 11/0, 8/0, DBLC, 8/0 and 11/0 from the original loop, then exit the first 8/0 in the fourth row.

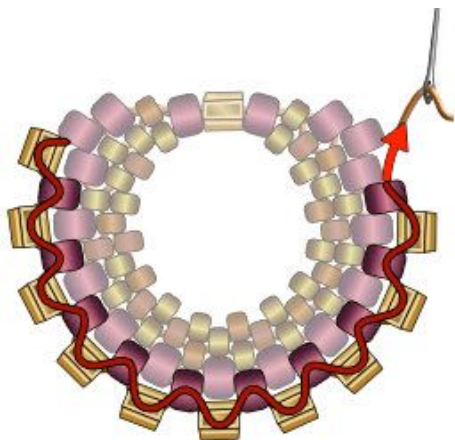


11. Add another Peyote Stitched row of 8/0 seed beads.

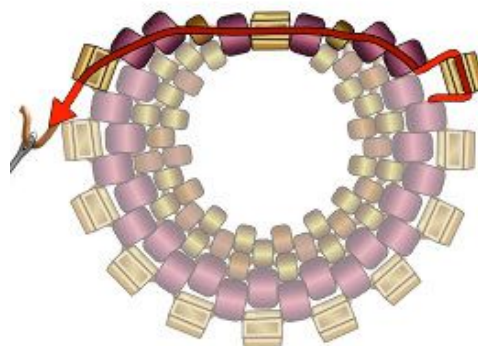


12. After adding the final 8/0 bead (12 in total) continue through all the beads at the top of the earring. Exit the first 8/0 in the fifth row.

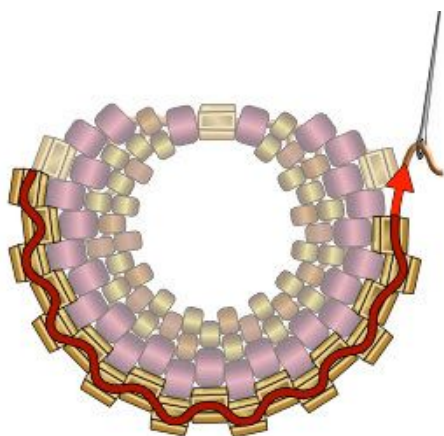




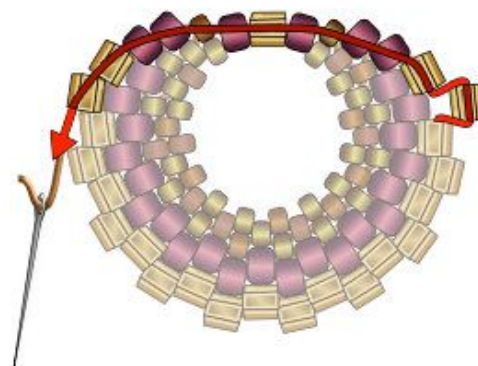
13. Add a peyote stitched row of DBLC beads.



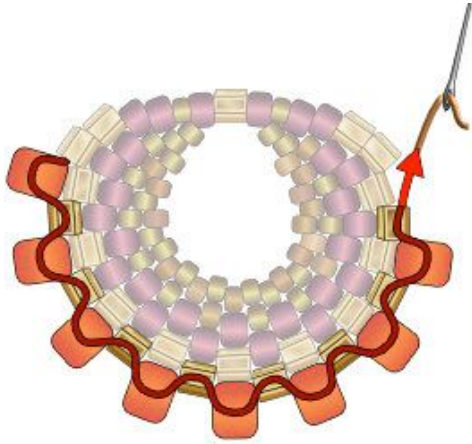
14. After adding the final DBLC (11 in total) continue through all the beads at the top of the earring. Exit the first DBLC in the sixth row.



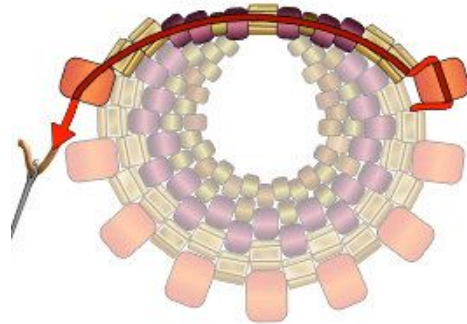
15. Add another Peyote Stitched row of DBLC beads.



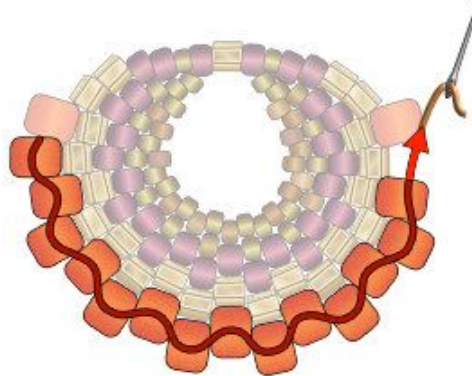
16. After adding the final DBLC (10 in total) continue through all the beads at the top of the earring. Exit the first DBLC in the seventh row.



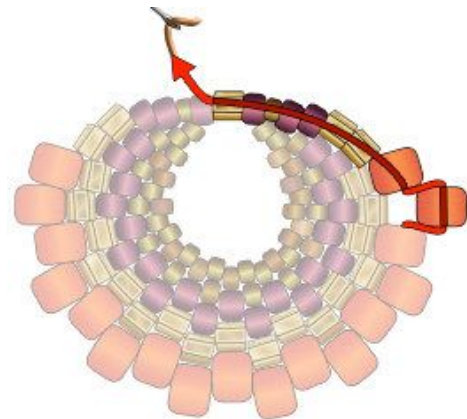
17. Add a peyote stitched row of Miyuki Size 5/0 seed beads (E).



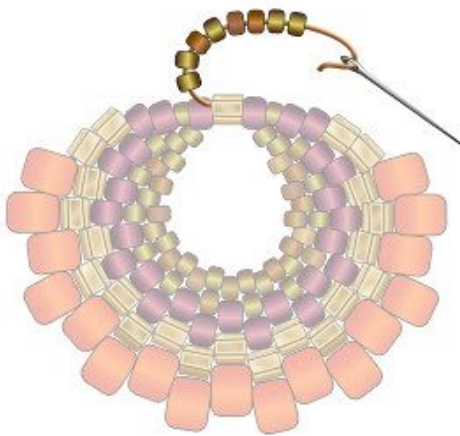
18. After adding the final E bead (9 in total) continue through all the beads at the top of the earring. Exit the first E bead in the eighth row.



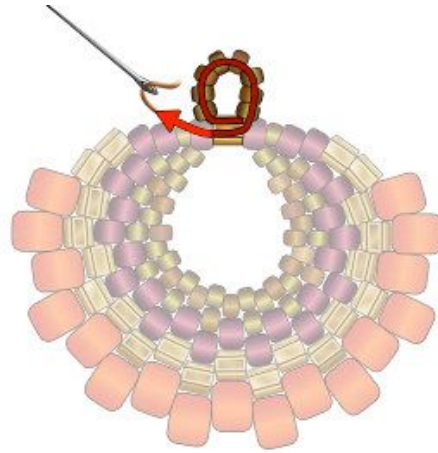
19. Add another Peyote Stitched row of E beads.



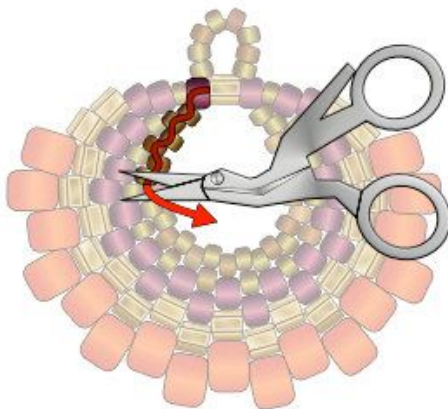
20. After adding the final E bead (8 in total) continue through the next eight beads. Exit the DBLC at the top of the earring.



21. String eight 11/0 beads.



22. Cross through the DBLC to form a loop. Continue around the loop two more times to reinforce.



23. Sew the thread down into the earring following the thread path. Once secured trim off any excess thread.



24. Attach the earwire onto the 11/0 loop.





### Amazon



#### Materials:

[E-406FR](#): Miyuki 5/0 Matte Opaque Orange AB Seed Bead - 1 tube

[DBLC-0031](#): Miyuki 8/0 24kt Gold Plated Cut Delica Bead - 1 tube

[8-4248](#): Miyuki 8/0 Duracoat Silverlined Dyed Dk Lilac Seed Bead - 1 tube

[11-199](#): Miyuki 11/0 24kt Gold Iris Seed Bead - 1 tube

[MNT-05](#): Miyuki Gold Nylon Beading Thread Size B - 1 bobbin

[193-104](#): Miyuki Japanese Thin Beading Needles

[191-100-G](#): Gold-Filled Earwire with Loop - 2 pieces

### Daintree



#### Materials:

[E-149S/F](#): Miyuki 5/0 Matte Silverlined Capri Blue Seed Bead - 1 tube

[DBL-0312](#): Miyuki 8/0 Matte Metallic Dark Raspberry Iris Delica Bead - 1 tube

[8-455](#): Miyuki 8/0 Metallic Variegated Blue Iris Seed Bead - 1 tube

[11-4212F](#): Miyuki 11/0 Duracoat Galvanized Matte Dk Berry Seed Bead - 1 tube

[MNT-17](#): Miyuki Dark Blue Nylon Beading Thread Size B - 1 bobbin

[193-104](#): Miyuki Japanese Thin Beading Needles

[191-100-G](#): Gold-Filled Earwire with Loop - 2 pieces

### Komi



#### Materials:

[E-3275](#): Miyuki 5/0 Rococo Silverlined Aqua Amethyst Seed Bead - 1 tube

[DBL-0234](#): Miyuki 8/0 Baby Pink Ceylon Delica Bead - 1 tube

[8-4558](#): Miyuki 8/0 Labrador Matte Miyuki Seed Bead - 1 tube

[11-370](#): Miyuki 11/0 Sea Foam Luster Seed Bead - 1 tube

[MNT-04](#): Miyuki Blush Nylon Beading Thread - 1 bobbin

[193-104](#): Miyuki Japanese Thin Beading Needles

[191-100-S](#): Sterling Silver Earwire with Loop - 2 pieces

### Olympic



#### Materials:

[TR8-1527](#): Miyuki 8/0 Triangle Spkl Celery Lined Crystal - 1 tube

[11-2604](#): 11/0 Spkl Celery Lined Crystal AB Miyuki Seed Bead - 1 tube

[DP-2440](#): Miyuki 3.4mm Drop Bead Tr Gray Rainbow Luster - 1 tube

[285-305](#): 5mm Swarovski Crystal Bicone Violet - 10 pieces

[CLBD-BE](#): C-Lon Beige Size D - 1 bobbin

[193-103](#): Japanese Beading Needles

[191-100-S](#): Sterling Silver Earwire with Loop - 2 Pieces

### Grouper



#### Materials:

[E-411FR](#): Miyuki 5/0 Matte Opaque Green AB Seed Bead - 1 tube

[DBLC-0108](#): Miyuki 8/0 Cinnamon Gold Luster Cut Delica Bead - 1 tube

[8-2030](#): Miyuki 8/0 Matte Metallic Steel Blue Luster Seed Bead - 1 tube

[11-361](#): Miyuki 11/0 Chartreuse Lined Olivine AB Seed Bead - 1 tube

[MNT-11](#): Miyuki Green Nylon Beading Thread Size B - 1 bobbin

[193-104](#): Miyuki Japanese Thin Beading Needles

[191-100-S](#): Sterling Silver Earwire with Loop - 2 pieces

### Redwood



#### Materials:

[5-3955](#): Miyuki 5/0 Antique Brass Baroque Bead - 1 tube

[DBLC-0089](#): Miyuki Blue Lined Lt Topaz AB Cut Delica Bead - 1 tube

[8-457L](#): Miyuki 8/0 Metallic Lt Bronze Seed Bead - 1 tube

[11-4503](#): Miyuki 11/0 Tr Flame Red Picasso Seed Bead - 1 tube

[MNT-06](#): Miyuki Brown Nylon Beading Thread - 1 bobbin

[193-104](#): Miyuki Japanese Thin Beading Needles

[191-100-G](#): Gold-Filled Earwire with Loop - 2 pieces

### Sequoia



#### Materials:

[E-3273](#): Miyuki 5/0 Rococo Silverlined Chartreuse Topaz Seed Bead - 1 tube

[DBL-1833](#): Miyuki 8/0 Duracoat Galvanized Yellow Gold Delica Bead - 1 tube

[8-4515](#): Miyuki 8/0 Opaque Chartreuse Picasso Seed Bead - 1 tube

[11-462](#): Miyuki 11/0 Metallic Gold Iris Seed Bead - 1 tube

[MNT-11](#): Miyuki Green Nylon Beading Thread Size B - 1 bobbin

[193-104](#): Miyuki Japanese Thin Beading Needles

[191-100-G](#): Gold-Filled Earwire with Loop - 2 pieces

### Tongass



#### Materials:

[E-410FR](#): Miyuki 5/0 Matte Opaque Mauve AB Seed Bead - 1 tube

[DBL-0903](#): Miyuki 8/0 Sparkle Celery Lined Crystal Delica Bead - 1 tube

[8-2030](#): Miyuki 8/0 Matte Metallic Steel Blue Luster Seed Bead - 1 tube

[11-360](#): Miyuki 11/0 Lined Lt Amethyst AB Seed Bead - 1 tube

[MNT-09](#): Miyuki Purple Nylon Beading Thread - 1 bobbin

[193-104](#): Miyuki Japanese Thin Beading Needles

[191-100-S](#): Sterling Silver Earwire with Loop - 2 pieces



## Valdivian



## Materials:

[E-3286](#): Miyuki 5/0 Rococo Silverlined Ruby Crystal Seed Bead - 1 tube

[DBLC-0010](#): Miyuki 8/0 Black Cut Delica Bead - 1 tube

[8-190](#): Miyuki 8/0 Nickel Plated Seed Bead - 1 tube

[11-2427](#): Miyuki 11/0 Silverlined Dark Ruby Seed Bead - 1 tube

[MNT-08](#): Miyuki Red Nylon Beading Thread - 1 bobbin

[193-104](#): Miyuki Japanese Thin Beading Needles

[191-100-S](#): Sterling Silver Earwire with Loop - 2 pieces