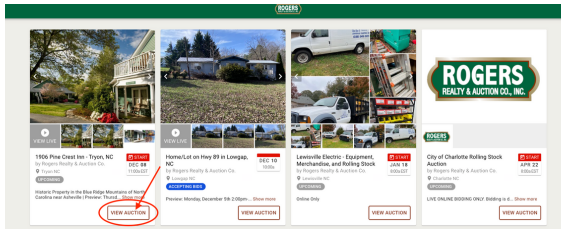


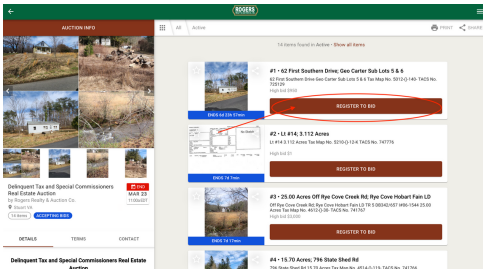
How Do I Bid Online?

1. Go to bid.rogersauctiongroup.com

2. Find the auction you want to register for and click "VIEW AUCTION"

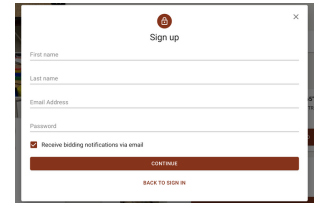
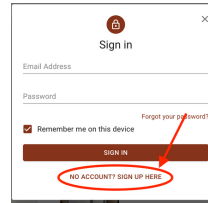


3. Click on a 'REGISTER TO BID' button




4. If you have previously created an account with us, you will sign in with your email address and password.

5. If you do not have an account, click on "NO ACCOUNT? SIGN UP HERE" to begin setting up your account by filling in the requested fields.



6. Be sure to read the Terms of Use and check the box indicating you've read the required information, then click "SIGN UP"



7. Next, fill in the necessary contact information and click "CONTINUE"

8. Read the Terms of Use, check the box indicating you've read them, then click "CONTINUE"

9. Fill in the text field on how you heard about this auction. Then click "REGISTER"

10. Some Real Estate auctions require manual approval by the auction manager. Once approved, you will be able to place bids.

11. Until bidding opens, you can place a prebid. Click "PREBID," put in the amount you want to bid, then click "PLACE MAXBID"

- Once online bidding opens, to place a bid you will click "BID [asking price]" and then "CONFIRM BID"

- To place a maxbid, click the "v" next to the "BID" button, then "Create maxbid."

Type in the maxbid amount you want to submit, then click "PLACE MAXBID"