

CARSON B1

RH
RELIANT HOMES

RANCH | 4 BEDROOMS | 3 BATHROOMS | 2,109 SQ FT | ELEVATION B1



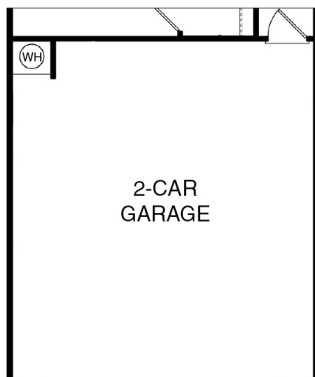
2-CAR FRONT ENTRY GARAGE



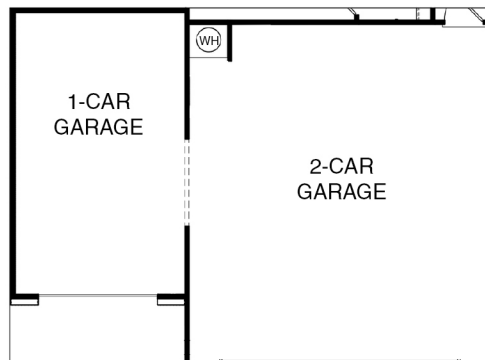
3-CAR FRONT ENTRY GARAGE



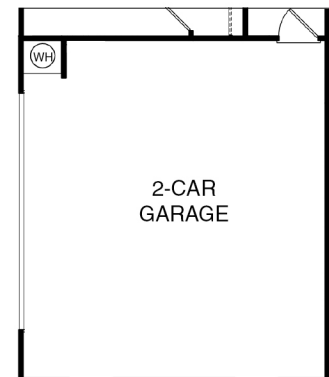
2-CAR SIDE ENTRY GARAGE



2-CAR FRONT ENTRY GARAGE



3-CAR FRONT ENTRY GARAGE



2-CAR SIDE ENTRY GARAGE

FLOOR PLANS AND ELEVATIONS ARE SUBJECT TO CHANGE. SQUARE FOOTAGE AND PLAN DIMENSIONS SHOWN ARE APPROXIMATE MEASUREMENTS; ACTUAL SQUARE FOOTAGE MAY DIFFER. 09.18.25.

RELIANTHOMES.COM

RANCH | 4 BEDROOMS | 3 BATHROOMS | 2,109 SQ FT | FLOOR PLAN

- FIRST FLOOR -



- FIRST FLOOR OPTIONS -

