



THE "MELBOURNE"

HEATED:
4,289 SF
UNDER ROOF:
4,814 SF
DEPTH:
54'0"
WIDTH:
51'0"



FRONT ELEVATION "A"



SHOWN w/OPTIONAL "CARRIAGE"
STYLE GARAGE DOOR w/GLASS
FRONT ELEVATION "B"

CUSTOMER SIGNATURE

DATE

NOTE: GARAGE ORIENTATION DEPENDS ON
COMMUNITY STANDARDS. AN ADDITIONAL
CHARGE WILL APPLY WITH A SIDE-ENTRY
GARAGE THAT IS NOT NOTED AS AN "SG"
PLAN.

BUILDER RESERVES THE RIGHT TO CHANGE PLANS WITHOUT WRITTEN NOTICE OR PRIOR APPROVAL. FLOOR PLAN AND ELEVATION ARE FOR ILLUSTRATIVE PURPOSES ONLY.
ALL LAYOUTS AND DIMENSIONS ARE APPROXIMATE AND ARE SUBJECT TO REASONABLE ENGINEERING AND CONSTRUCTION VARIANCES.

DECEMBER 23, 2019



THE "MELBOURNE"

HEATED:
4,289 SF
UNDER ROOF:
4,814 SF
DEPTH:
54'0"
WIDTH:
51'0"



SHOWN w/OPTIONAL "CARRIAGE"
STYLE GARAGE DOOR w/GLASS
FRONT ELEVATION "C"

CUSTOMER SIGNATURE _____

DATE _____

NOTE: GARAGE ORIENTATION DEPENDS ON
COMMUNITY STANDARDS. AN ADDITIONAL
CHARGE WILL APPLY WITH A SIDE-ENTRY
GARAGE THAT IS NOT NOTED AS AN "SG"
PLAN.

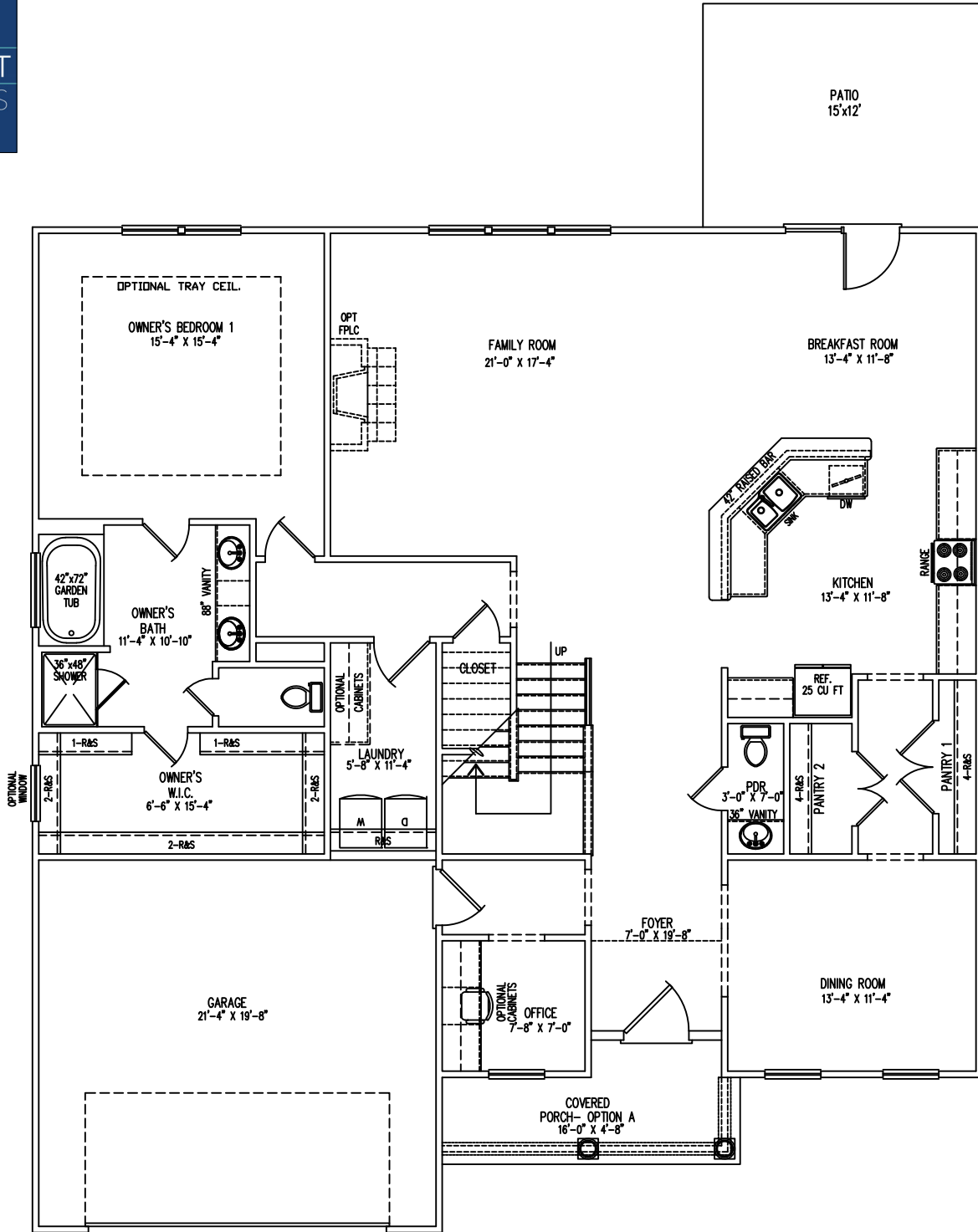
BUILDER RESERVES THE RIGHT TO CHANGE PLANS WITHOUT WRITTEN NOTICE OR PRIOR APPROVAL. FLOOR PLAN AND ELEVATION ARE FOR ILLUSTRATIVE PURPOSES ONLY.
ALL LAYOUTS AND DIMENSIONS ARE APPROXIMATE AND ARE SUBJECT TO REASONABLE ENGINEERING AND CONSTRUCTION VARIANCES.

DECEMBER 23, 2019



THE "MELBOURNE"

HEATED:
4,289 SF
UNDER ROOF:
4,814 SF
DEPTH:
54'0"
WIDTH:
51'0"



CUSTOMER SIGNATURE _____

DATE _____

FIRST FLOOR PLAN

NOTE: GARAGE ORIENTATION DEPENDS ON COMMUNITY STANDARDS. AN ADDITIONAL CHARGE WILL APPLY WITH A SIDE-ENTRY GARAGE THAT IS NOT NOTED AS AN "SG" PLAN.

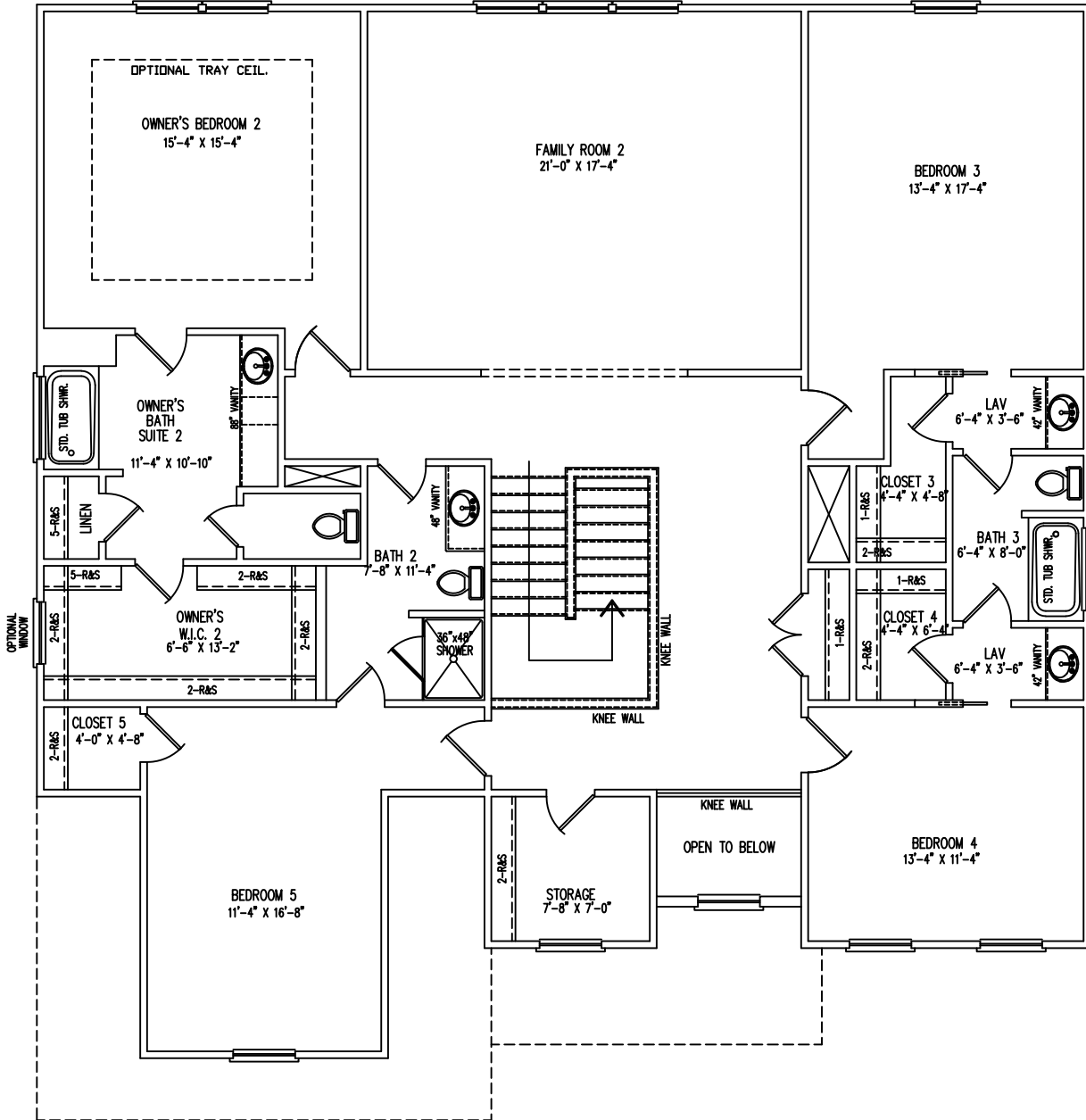
BUILDER RESERVES THE RIGHT TO CHANGE PLANS WITHOUT WRITTEN NOTICE OR PRIOR APPROVAL. FLOOR PLAN AND ELEVATION ARE FOR ILLUSTRATIVE PURPOSES ONLY. ALL LAYOUTS AND DIMENSIONS ARE APPROXIMATE AND ARE SUBJECT TO REASONABLE ENGINEERING AND CONSTRUCTION VARIANCES.

DECEMBER 23, 2019



THE "MELBOURNE"

HEATED:
4,289 SF
UNDER ROOF:
4,814 SF
DEPTH:
54'0"
WIDTH:
51'0"



CUSTOMER SIGNATURE _____

SECOND FLOOR PLAN

DATE _____

NOTE: GARAGE ORIENTATION DEPENDS ON COMMUNITY STANDARDS. AN ADDITIONAL CHARGE WILL APPLY WITH A SIDE-ENTRY GARAGE THAT IS NOT NOTED AS AN "SG" PLAN.

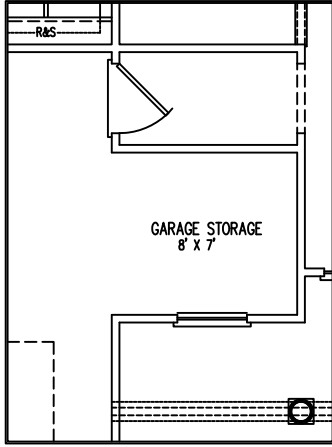
BUILDER RESERVES THE RIGHT TO CHANGE PLANS WITHOUT WRITTEN NOTICE OR PRIOR APPROVAL. FLOOR PLAN AND ELEVATION ARE FOR ILLUSTRATIVE PURPOSES ONLY. ALL LAYOUTS AND DIMENSIONS ARE APPROXIMATE AND ARE SUBJECT TO REASONABLE ENGINEERING AND CONSTRUCTION VARIANCES.

DECEMBER 23, 2019

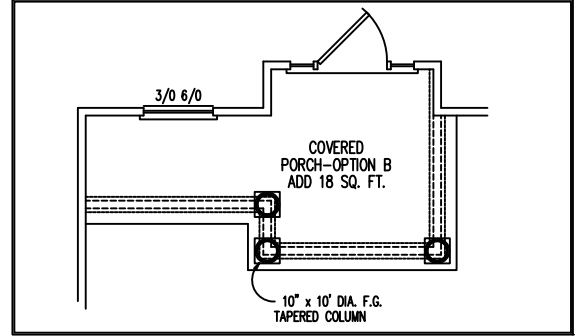


THE "MELBOURNE"

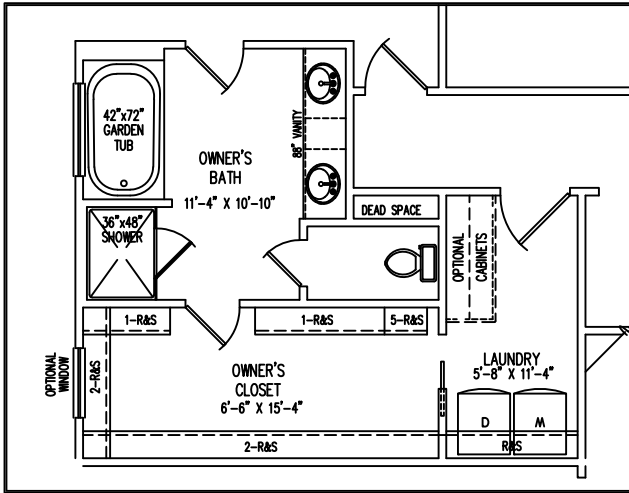
HEATED:
4,289 SF
UNDER ROOF:
4,814 SF
DEPTH:
54'0"
WIDTH:
51'0"



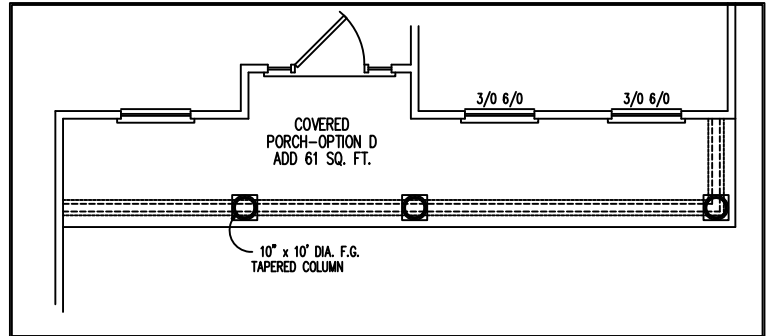
OPT. GARAGE STORAGE
I/O OFFICE/MUDROOM



FRONT PORCH OPT. B



OPT. FIRST FLOOR OWNER'S W.I.C. LAUNDRY DOOR



FRONT PORCH OPT. C

CUSTOMER SIGNATURE _____

DATE _____

NOTE: GARAGE ORIENTATION DEPENDS ON COMMUNITY STANDARDS. AN ADDITIONAL CHARGE WILL APPLY WITH A SIDE-ENTRY GARAGE THAT IS NOT NOTED AS AN "SG" PLAN.

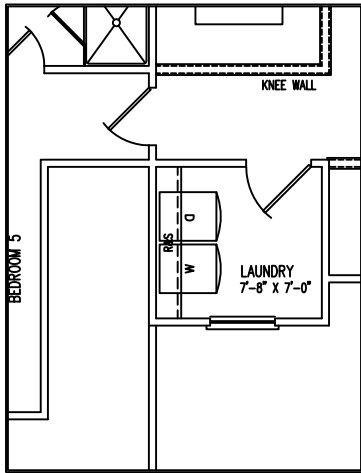
BUILDER RESERVES THE RIGHT TO CHANGE PLANS WITHOUT WRITTEN NOTICE OR PRIOR APPROVAL. FLOOR PLAN AND ELEVATION ARE FOR ILLUSTRATIVE PURPOSES ONLY. ALL LAYOUTS AND DIMENSIONS ARE APPROXIMATE AND ARE SUBJECT TO REASONABLE ENGINEERING AND CONSTRUCTION VARIANCES.

DECEMBER 23, 2019

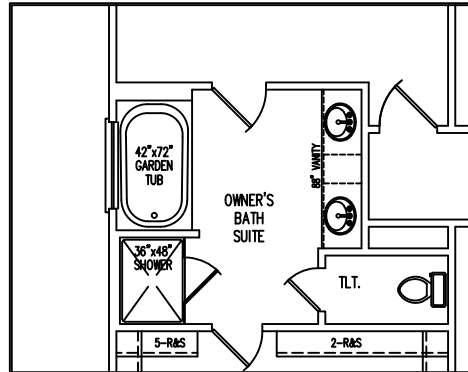


THE "MELBOURNE"

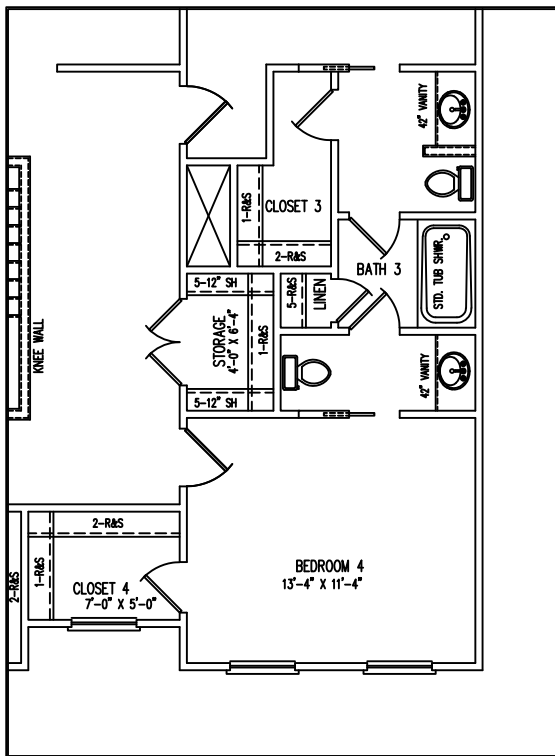
HEATED:
4,289 SF
UNDER ROOF:
4,814 SF
DEPTH:
54'0"
WIDTH:
51'0"



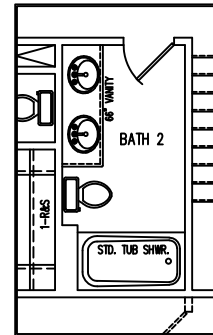
SECOND FLOOR LAUNDRY OPTION



OPTIONAL SECOND FLOOR OWNER'S BATH 2



JACK & JILL BATH OPTION



BATH 2
DOUBLE SINK OPTION

CUSTOMER SIGNATURE _____

DATE _____

NOTE: GARAGE ORIENTATION DEPENDS ON COMMUNITY STANDARDS. AN ADDITIONAL CHARGE WILL APPLY WITH A SIDE-ENTRY GARAGE THAT IS NOT NOTED AS AN "SG" PLAN.

BUILDER RESERVES THE RIGHT TO CHANGE PLANS WITHOUT WRITTEN NOTICE OR PRIOR APPROVAL. FLOOR PLAN AND ELEVATION ARE FOR ILLUSTRATIVE PURPOSES ONLY. ALL LAYOUTS AND DIMENSIONS ARE APPROXIMATE AND ARE SUBJECT TO REASONABLE ENGINEERING AND CONSTRUCTION VARIANCES.

DECEMBER 23, 2019