




Wilkinson Homes



NOBLE'S  
POND



*Selections  
Guide*



# Introduction

## ***Congratulations on your new Wilkinson Home purchase!***

The Noble's Pond Selections Guide serves as your reference, and perhaps even your inspiration, to design your new home. In the Selections Guide you will discover an array of desirable and attractive interior textures, finishes and fixtures that allow you to create the atmosphere, character and "look" that reflect your personal style. Your new Wilkinson home gives you an opportunity to personalize the design presentation and interior environment that reflects your style.

Referencing the Selections Guide you can express yourself and create combinations of cabinetry, countertop, flooring, appliance and lighting fixtures that embody the tone and tenor of your design ideals. Whether your style is relaxed casual, or transitional, or urban...draw your inspiration from the things that you love, from the design elements, colors and textures that make you feel comfortable. The variety of choices available in the Noble's Pond Selections Guide provides you with the opportunity to express yourself through your new home Selections.



*A collection of photos and samples have been gathered to complete this selections guide. These photos feature Noble's Pond product offering but are not guaranteed to be the exact representation. Color, features and finished may vary. Please consult a Sales Manager and/or Design Consultant for additional information.*

## **Contents**

Introduction	1
Cabinetry	2-5
Cabinet Hardware	6-7
Plumbing	8-11
Countertop & Vanity	12-13
Appliances	14-17
Flooring	18-25
Tile Surround & Backsplash	26-28
Lighting	29-31
Electrical	32
HVAC	33
Hardware	34
Millwork, Paint & Staircase	35
Fireplace	36
Exterior Finishes	37-38
Landscaping	39-40

**Standard Series 1**

Carriage House (full overlay)



Coventry- Recessed (painted mdf)



Coventry- Recessed (Maple)

**Series 2**

Carriage House (full overlay)



Bradford- Raised (Maple)

**Series 2**

Carriage House (full overlay)



Manchester Shaker Style (painted mdf)



Manchester Shaker Style (Maple)



Bradford- Raised (painted mdf)

**Series 3**

Carriage House (full overlay)



Elite- Recessed (painted mdf)



Annandale- (painted mdf)



Annandale- Recessed (Maple)

- \_\_\_\_\_ Kitchen
- \_\_\_\_\_ Owner's Bath
- Drawer Base
- \_\_\_\_\_ Bathroom #2
- Drawer Base
- \_\_\_\_\_ Bathroom #3\*
- Drawer Base
- \_\_\_\_\_ Laundry Room
- \_\_\_\_\_ Other\*

Additional Cabinet Upgrades on next page



## Series 4

Carriage House (full overlay)



Avalon– Shaker Style (painted mdf)  
*(5-piece drawer front)*



Avalon– Shaker Style (Maple)  
*(5-piece drawer front)*



Milan– Flush Door (Maple)




Hampton– Raised (painted mdf)



Arlington– Raised (Maple)



Arlington– Raised (painted mdf)



Annandale– Recessed



Annandale– Recessed (painted mdf)

Additional Cabinet  
Upgrades  
on next page  
➔

- \_\_\_\_\_ Kitchen
- \_\_\_\_\_ Owner's Bath
- Drawer Base
- \_\_\_\_\_ Bathroom #2
- Drawer Base
- \_\_\_\_\_ Bathroom #3\*
- Drawer Base
- \_\_\_\_\_ Laundry Room
- \_\_\_\_\_ Other\*

## Series 5

Carriage House (full overlay)



Avalon– Shaker Style (painted mdf)  
(5-piece drawer front)



Arlington–  
Raised (Cherry)



Lancaster– Recessed (painted mdf)  
(5-piece drawer front)



Foxwood– Recessed (Maple)  
(5-piece drawer front)



Foxwood– Recessed (painted mdf)  
(5-piece drawer front)



Lancaster– Recessed (maple)  
(5-piece drawer front)

## Series 6

Carriage House (full overlay)



Rittenhouse– Recessed (painted mdf)  
(5-piece drawer front)



Elite– Recessed (painted mdf)



Yardley– Raised (painted mdf)  
(5-piece drawer front)

Kitchen

Owner's Bath

Drawer Base

Bathroom #2

Drawer Base

Bathroom #3\*

Drawer Base

Laundry Room

Other\*

Additional Cabinet  
Upgrades  
on next page



## Series 6 (cont.) Carriage House (full overlay)



Lancaster– Recessed  
(5-piece drawer front)




Wentworth– Raised (maple)  
(5-piece drawer front)



Foxwood– Recessed (painted mdf)  
(5-piece drawer front)



Lancaster– Recessed (painted mdf)  
(5-piece drawer front)



Foxwood– Recessed  
(5-piece drawer front)



Wentworth– Raised (painted mdf)  
(5-piece drawer front)

- \_\_\_\_\_ Kitchen
- \_\_\_\_\_ Owner's Bath
- Drawer Base
- \_\_\_\_\_ Bathroom #2
- Drawer Base
- \_\_\_\_\_ Bathroom #3\*
- Drawer Base
- \_\_\_\_\_ Laundry Room
- \_\_\_\_\_ Other\*

### Optional Kitchen Cabinet Trash Can



▪ sample available

### Optional Kitchen Cabinetry Crown Molding



For Shaker Style Cabinets (Cove)

### Optional Kitchen Cabinetry Bottom Beaded Molding



(Beaded)



For Shaker Style Cabinets (Flat)

## Series 1 Cabinet Hardware

### Satin Nickel




### Brushed Pewter



### Brushed Oil Rubbed Bronze



### Polished Chrome



Kitchen

Owner's Bath

Bathroom #2

Bathroom #3\*

Laundry Room

Other\*



## Series 2 Cabinet Hardware

### Brushed Satin Nickel



### Ash Grey



### Matte Black



### Honey Bronze



Kitchen

Owner's Bath

Bathroom #2

Bathroom #3\*

Laundry Room

Other\*