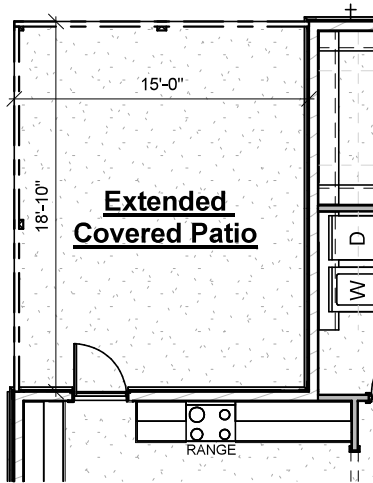


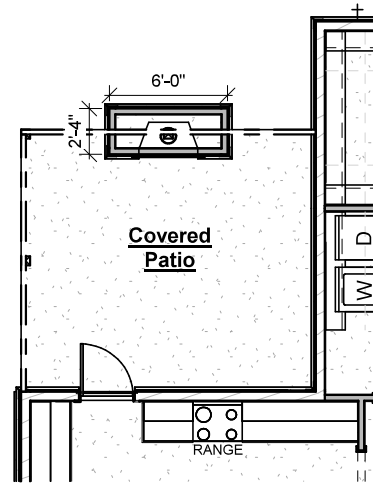
the SAWGRASS

Plan Options



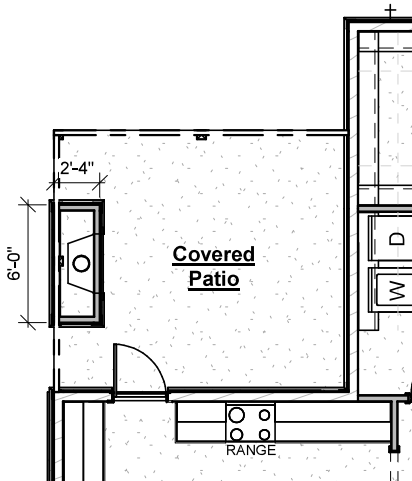
Covered Patio Extension

-Adds approx. 83 sf of additional Covered Patio for an approx. total of 283 sf



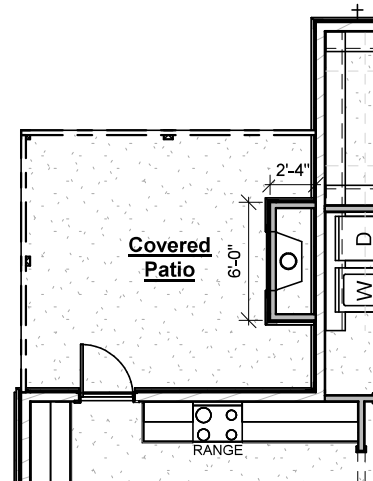
Outdoor Gas Log Fireplace (Rear Location)

-Adds outdoor fireplace with siding or brick to match house, cedar beam mantel, firebox, gas logs & electrical outlet above fireplace



Outdoor Gas Log Fireplace (Left Side Location)

-Adds outdoor fireplace with siding or brick to match house, cedar beam mantel, firebox, gas logs & electrical outlet above fireplace

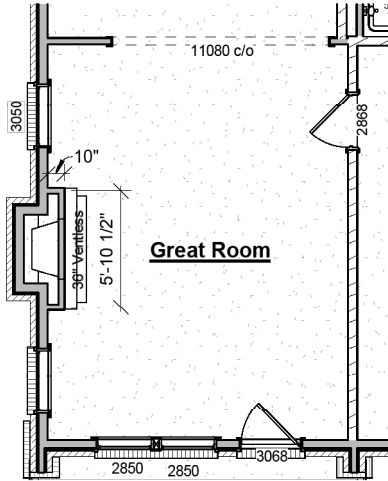


Outdoor Gas Log Fireplace (Right Side Location)

-Adds outdoor fireplace with siding or brick to match house, cedar beam mantel, firebox, gas logs & electrical outlet above fireplace

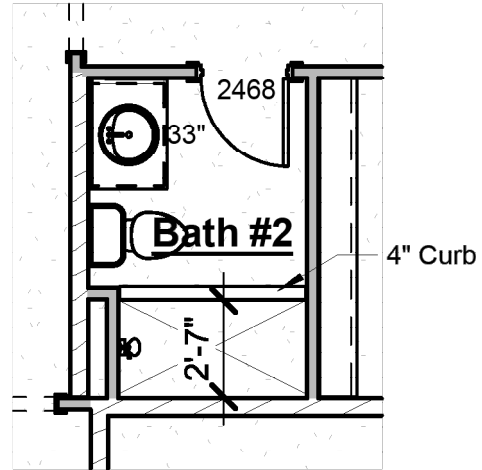


HARRIS DOYLE
HOMES



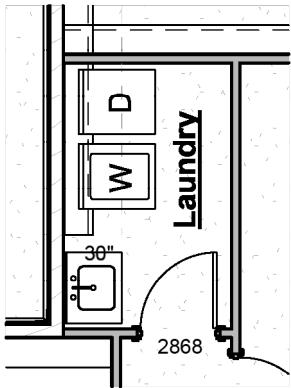
Great Room Fireplace Bump-Out

- Adds fireplace to Great Room
- Includes trim-built mantel, firebox, 18" gas logs, tile surround, & electrical outlet above fireplace



Bath 2 Tile Shower

- Replaces tub/shower unit with tile shower
- Includes tile walls & floor, shower head, valve & 4" curb
- Shower enclosure not included & may be purchased at design



Laundry Room Sink Option

- Includes stainless sink with 30" base cabinet, cabinet hardware and countertop
- Cabinet base and countertop can be replaced with a freestanding utility sink
- Does not include stacking kit for washer & dryer

Other Options

- 4 Sides Brick
- Guest Bath Syn-Iron Tub Shower with Tile Surround
- Pedestal Tubs

*Certain structural options may not be available due to lot restrictions and/or selection of other options. Prices subject to change without notice.



HARRIS DOYLE
HOMES



LIFE WELL CRAFTED



HARRISDOYLE.COM



facebook.com/harrisdoylehomes



@harrisdoylehomes
#harrisdoyle