

CARSON A1

RANCH | 4 BEDROOMS | 3 BATHROOMS | 2,109 SQ FT | ELEVATION A1



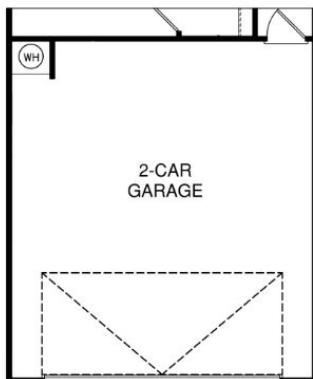
2-CAR FRONT ENTRY GARAGE



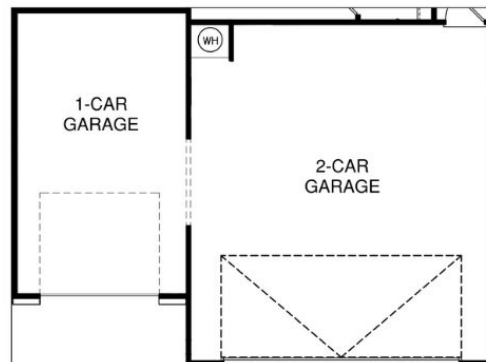
3-CAR FRONT ENTRY GARAGE



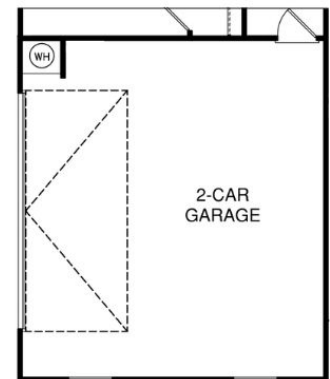
2-CAR SIDE ENTRY GARAGE



2-CAR FRONT ENTRY GARAGE



3-CAR FRONT ENTRY GARAGE



2-CAR SIDE ENTRY GARAGE

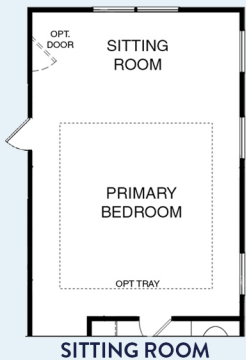
RANCH | 4 BEDROOMS | 3 BATHROOMS | 2,109 SQ FT | FLOOR PLAN

- FIRST FLOOR -

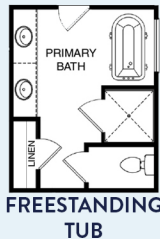


A, A1, A2 ELEVATION

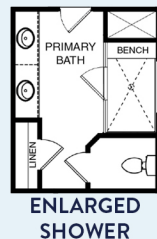
- FIRST FLOOR OPTIONS -



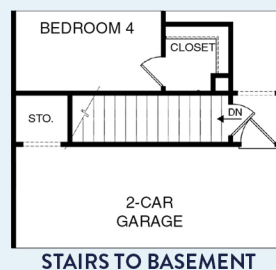
SITTING ROOM



FREESTANDING TUB



ENLARGED SHOWER



STAIRS TO BASEMENT



B, B1, B2 PARTIAL FLOOR PLAN