

# The Waterford Estate







Landscaping not included.  
Not actual home, but similar plan.

**\$839,900\***

**Immediate Occupancy**

Woodleaf Reserve (Lot 175)  
W221N4564 Timber Court  
Pewaukee, WI 53072

-  3 Bedrooms
-  2 Bathrooms
-  2,320 SF
-  3 Car Garage

**Directions:** Hwy F/Redford Blvd. to Lisbon Rd. (right). Follow Lisbon Rd, right on Town Line Rd. Right onto Weyer Rd. Left on Seven Oaks Dr. Left on Woodleaf Way. Right on Timber Dr. to Timber Circle.

\*Price subject to change without notice.



## KITCHEN FEATURES

Designer kitchen with staggered maple cabinets with crown molding, soft close doors/drawers, undercabinet lighting & built-in look refrigerator panel  
Quartz countertops, tile backsplash, & island w/ flush snack bar  
Large corner pantry with melamine shelving  
GE® kitchen appliance package w/built-in microwave, dishwasher, slide-in gas range, chimney hood & French door refrigerator in slate finish

## MAIN LEVEL FEATURES

Mohawk® luxury vinyl plank flooring in kitchen, nook, great room, office, foyer, mudroom, laundry room & hallways  
11' & ceiling height/box up ceiling in great room & transom window  
Gas fireplace w/ stacked stone & boxed mantel  
Office w/ double doors  
Separate laundry & mudroom  
Bath 2 w/ tiled wall shower over tub  
Built-in boot bench in mudroom  
Cabinets, countertop/folding table, & GE® washer/dryer in laundry room  
Casing & jamb for select windows & patio door  
Linen closet  
Solid core swing doors  
4 ¼ base & 3 ¼ casing

## MASTER SUITE FEATURES

Box up ceiling  
His & hers vanities w/ quartz countertop & drawer in between  
Walk-in tiled to ceiling shower w/swing glass door & wall-to-wall tile shelf  
Tile flooring  
Separate commode room

## ADDITIONAL FEATURES

Concrete driveway & walkway  
Azek Deck  
Finished basement staircase  
Bathroom plumbing rough in  
Lookout exposure  
3' side bump out  
Fibercement siding, trim, corner boards & wraps  
Drywalled & insulated garage w/ ultra quiet door openers  
2x6 Construction  
Pella® Windows  
Moen® Faucets & Kohler® Toilets  
Dura Supreme® Cabinets  
Maxim® Light Fixtures  
Builder Warranty Included  
Focus on Energy Certified **Floor Plan on Other Side →**



### ASK RYAN!

Online Sales Consultant  
262-884-9551  
sales@korndoerferhomes.com



# The Waterford Estate Floor Plan



## ASK RYAN!

Online Sales Consultant  
262-884-9551  
sales@korndorferhomes.com

**KORNDORFER**  
HOMES  
KORNDORFERHOMES.COM

