



SUNRISE VILLAGE

APPLIANCE OPTIONS

STANDARD PACKAGE



Upgrade #1 Range – Whirlpool WFE515S0JS Stainless

Features



FlexHeat™ Dual Radiant Element
The FlexHeat™ element is like having two or three elements in one. A 6" inner ring is great for smaller pots and pans, while expandable outer rings make room to heat larger cookware.



Easy Wipe Ceramic Glass Cooktop
The ceramic glass cooktop provides an ideal space for cooking and easy cleanup.



Temperature Sensor
A built-in sensor monitors oven temperature and adjusts the cooking elements to help food bake evenly.

SUNRISE VILLAGE



Upgrade #1 Microwave/Range Hood – Whirlpool WMH31017HB Stainless

Features



Microwave Presets
Get just the right amount of heat and time, whether you're cooking or defrosting, with specific preset options.



Electronic Touch Controls
Navigate through cooking modes and options with controls that are as easy to use as they are to clean.



Dishwasher-Safe Turntable Plate
Clean up spills on the turntable by simply putting it in the dishwasher.



Upgrade #1 Dishwasher– Whirlpool WDF330PAHB Stainless

Features



1-Hour Wash Cycle
Clean dishes in half the time* so your plates, pans and glasses are thoroughly cleaned up and taken care of in just an hour.

Additional Features

Soil sensor
Determines how dirty dishes are and adjusts the Normal cycle as needed to make sure dishes come out clean.

Normal cycle
Use for normal amounts of food soil to clean up leftover messes from your day-to-day meals.



Seller reserves the right to substitute any product or material with that of equal quality.

UPGRADE #1



Upgrade #2 Range – KitchenAid KFE500ESS Stainless

Features



Professionally-Inspired Design

Combines a bold blend of professionally-inspired styling with sleek touches for the home. This range features Satin Textured Handles and the KitchenAid® Badge, a symbol of uncompromised quality.



EasyConvect™ Conversion System

Takes guesswork out of convection cooking by ensuring you can get exceptional results when experimenting with new or familiar recipes.

SUNRISE VILLAGE



Upgrade #2 Microwave/Range Hood – KitchenAid KMHS120ESS Stainless

Features



Sensor Functions

Automatically adjust the time needed to cook, reheat or defrost for deliciously even cooking without guesswork about power levels or cooking times.




Cookshield Finish

Makes it easy to wipe the interior of the microwave clean without harsh chemicals so it looks clean and bright longer.



Professionally-Inspired Design Including Handle, Badge, Graphics

A bold blend of professionally-inspired styling with sleek touches for the home. This stunning microwave oven features Satin Textured Handles, Precision Touch Controls, the KitchenAid® Badge and KitchenAid Brand Medallion.




Upgrade #2 Dishwasher– KitchenAid KDTE204GPS Stainless

Features



Bottle Wash Option

Provides spray nozzles in the upper rack that can be placed deep inside tall or odd-shaped items like bottles, glasses and vases to thoroughly clean them. Each nozzle is adjustable so it can be positioned to accommodate a wide variety of dishes.



PrintShield™ Finish

Resists smudges and fingerprints. The specialized coating for stainless steel is easy to clean with just water and a soft cloth, so you can spend more time cooking and less time cleaning up the kitchen.



ProWash™ Cycle

Determines the ideal cycle for washing dishes based on soil level and then makes real-time adjustments to achieve the best cleaning performance



UPGRADE #2



Upgrade #3 Range – Whirlpool WFE550S0HV
Black Stainless

Features



Frozen Bake™ Technology

Skip preheating and cook frozen favorites like pizzas and lasagna faster* with preprogrammed settings that automatically adjust cooking times for you.

Additional Features

FlexHeat™ Dual Radiant Element

Get two elements in one with a 6" inner ring that's great for smaller pots and pans and a 9" expandable outer ring that makes room for larger cookware.

Keep Warm Setting

Keep dishes ready to serve while you work on the rest of the meal. This setting delivers low heat to the oven to keep prepared dishes from getting cold.

SUNRISE VILLAGE



Upgrade #3 Microwave/Range Hood – Whirlpool WMH32519HV
Black Stainless

Features



Sensor Cooking

Automatically tracks the cooking progress of your food and adjusts the cook time as needed.




Turntable On/Off Option

Choose whether the turntable rotates or not to accommodate a wide range of dish sizes.



Dishwasher-Safe Turntable Plate

Clean up spills on the turntable by simply putting it in the dishwasher.



Upgrade #3 Dishwasher– Whirlpool WDT730PAHV
Black Stainless

Features



Sensor cycle

Automatically get the right wash and dry settings for each load with two sensors that measure temperature, soil level and load size during prewash and the wash cycle.



1-Hour Wash Cycle

Clean dishes in half the time* so your plates, pans and glasses are thoroughly cleaned up and taken care of in just an hour.




Seller reserves the right to substitute any product or material with that of equal quality.

UPGRADE #3




Upgrade #4 Range – KitchenAid KSEG700EBS
Black Stainless

Features



Professionally-Inspired Design
Combines a bold blend of professionally-inspired styling with sleek touches for the home. This range features Satin Textured Handles and the KitchenAid® Badge, a symbol of uncompromised quality.




EasyConvect™ Conversion System
Takes guesswork out of convection cooking by ensuring you can get exceptional results when experimenting with new or familiar recipes.

SUNRISE VILLAGE




Upgrade #4 Microwave/Range Hood – KichenAid KMHS120EBS
Black Stainless


Features



Sensor Functions
Automatically adjust the time needed to cook, reheat or defrost for deliciously even cooking without guesswork about power levels or cooking times.



Cookshield Finish
Makes it easy to wipe the interior of the microwave clean without harsh chemicals so it looks clean and bright longer.




Professionally-Inspired Design Including Handle, Badge, Graphics
A bold blend of professionally-inspired styling with sleek touches for the home. This stunning microwave oven features Satin Textured Handles, Precision Touch Controls, the KitchenAid® Badge and KitchenAid Brand Medallion.




Upgrade #4 Dishwasher– KitchenAid KDFE104HBS
Black Stainless


Features



PrintShield™ Finish
Resists smudges and fingerprints. The specialized coating for stainless steel is easy to clean with just water and a soft cloth, so you can spend more time cooking and less time cleaning up the kitchen.



ProWash™ Cycle
Determines the ideal cycle for washing dishes based on soil level and then makes real-time adjustments to achieve the best cleaning performance.



Durable Stainless Steel Interior
Offers the beauty and benefits of stainless steel for the dishwasher interior. It resists streaks, stains and odors while retaining heat to help improve drying performance.





Whirlpool Electric Double Oven Range WGE745COFS
Stainless

Features



Frozen Bake™
Technology

Skip preheating for favorites like pizza, lasagna, chicken nuggets, fries or pies so you can cook frozen foods faster¹.



FlexHeat™ Triple
Radiant Element

The FlexHeat™ triple radiant element is like having three elements in one. A 6" inner ring is great for smaller pots and pans, while 9" and 12" outer rings make room to heat larger cookware.



Convection
Conversion

Your oven will do the math for you when you need to convert traditional recipes for convection cooking, automatically adjusting cooking times and temperatures.



KitchenAid Electric Double Oven Range KFED500ESS
Stainless

Features



6.7 Cu. Ft. Total Capacity

Provides an extra-large combined cooking capacity for preparing multiple dishes at once and gives you the flexibility of separate temperature zones.



Professionally-Inspired Design

Combines a bold blend of professionally-inspired styling with sleek touches for the home. This double oven range features Soft-Touch® Handles and the KitchenAid® Badge, a symbol of uncompromised quality.



EasyConvect™ Conversion
System

Takes guesswork out of convection cooking by ensuring you can get exceptional results when experimenting with new or familiar recipes.

GAS RANGE OPTIONS – SINGLE OVEN

SUNRISE VILLAGE



Whirlpool Gas Range – WFG510S0JS Stainless
4 Burner

Features



Temperature Sensor

A built-in sensor monitors oven temperature and adjusts the cooking elements to help food bake evenly.



5,000 BTU
AccuSimmer® burner

The 5,000-BTU AccuSimmer® burner allows for precise temperature control that is perfect for melting chocolate or simmering sauces. When using the AccuSimmer® burner, power is reduced to deliver better control and lower temperatures.



Large Oven Window

The large window allows for a clear view of the oven interior. Monitor cooking progress without opening the door, keeping oven temperatures steady and undisturbed.



KitchenAid Gas Range – KFGG500ESS Stainless
5 Burner

Features



Professionally-Inspired Design

Combines a bold blend of professionally-inspired styling with sleek touches for the home. This range features Satin Textured Handles and the KitchenAid® Badge, a symbol of uncompromised quality.




EasyConvect™ Conversion System

Takes guesswork out of convection cooking by ensuring you can get exceptional results when experimenting with new or familiar recipes.




KitchenAid Gas Range – KSGG700EBS Black Stainless
5 Burner

Features




Even-Heat™ True Convection

Produces flawless results. The unique bow-tie design and convection fan ensure the inside of the entire oven is heated to, and stays at, the perfect temperature.



Steam Rack

Offers the ability to provide additional moisture to the inside of the oven, enhancing cooking results.



5.8 cu ft. Oven Capacity

This gas slide-in range provides a large cooking capacity that's perfect for multiple dishes at once.

GAS RANGE OPTIONS – DOUBLE OVEN

SUNRISE VILLAGE



Whirlpool Gas Double Oven Range – WGG745S0FS
Black Stainless 5 Burner

Features



Frozen Bake™ Technology

Skip preheating for favorites like pizza, lasagna, chicken nuggets, fries or pies so you can cook frozen foods faster¹.



EZ-2-Lift™ Hinged Cast-Iron Grates

Get quick access to spills on the cooktop with our industry-first EZ-2-Lift™ hinged cast-iron grates. The hinged design allows you to wipe up under them without removing them entirely. For a more thorough clean, the grates are also dishwasher-safe.



SpeedHeat™ Burner

Sear and boil quickly with the high temperatures provided by the 16,000-BTU SpeedHeat™ burner.



KitchenAid Gas Double Oven Range – KFGD500ESS
Black Stainless 5 Burner

Features



6.0 Cu. Ft. Total Capacity

Combined upper and lower oven capacities provide more room to cook multiple dishes at the same time.



Professionally-Inspired Design

Combines a bold blend of professionally-inspired styling with sleek touches for the home. This double oven range features Satin Textured Handles and the KitchenAid® Badge, a symbol of uncompromised quality.



EasyConvect™ Conversion System

Takes guesswork out of convection cooking by ensuring you can get exceptional results when experimenting with new or familiar recipes.

Seller reserves the right to substitute any product or material with that of equal quality.



Whirlpool SXS Refrigerator– WRS325SDHZ Stainless
25 Cu. Ft.

Features

<p>Can Caddy</p> 		
<p>Can Caddy</p> <p>Free up shelf space and get more flexibility using this in-door can caddy that holds either cans or bottles.</p>	<p>Frameless Glass Shelves</p> <p>Store more items on each shelf with wall-to-wall frameless glass shelves, which offer greater storage flexibility.</p>	<p>Deli Drawer</p> <p>Store plenty of meat and cheese with a deli drawer.</p>



Whirlpool SXS Refrigerator– WRS325SDHV Black Stainless
25 Cu. Ft.

Features

<p>Can Caddy</p> 		
<p>Can Caddy</p> <p>Free up shelf space and get more flexibility using this in-door can caddy that holds either cans or bottles.</p>	<p>Frameless Glass Shelves</p> <p>Store more items on each shelf with wall-to-wall frameless glass shelves, which offer greater storage flexibility.</p>	<p>Deli Drawer</p> <p>Store plenty of meat and cheese with a deli drawer.</p>

REFRIGERATOR OPTIONS – FRENCH DOOR



KitchenAid French Door Refrigerator – KRFF507HPS
Stainless 27 Cu. Ft.

Additional Features

- PRINTSHIELD™ FINISH**
Resists smudges and fingerprints. The specialized coating for stainless steel is easy to clean with just water and a soft cloth, so you can spend more time cooking and less time cleaning up.
- PULL OUT TRAY**
Provides an ideal space to store large platters of appetizers and then access them with ease to keep you in the creative flow. It resists moisture and stains, and is removable for easy cleanup.
- IN-DOOR-ICE® SYSTEM**
Adds interior room in the refrigerator with an ice bin that mounts on the inside left door to allow for extra space on the shelves.
- EXTENDFRESH™ TEMPERATURE MANAGEMENT SYSTEM**
Separately monitors the temperatures in the refrigerator and freezer through a sensor located in each, to help ensure fresh fruit juices don't become frozen and prawns avoid freezer burn.
- FRESHCHILL™ TEMPERATURE-CONTROLLED FULL-WIDTH PANTRY**
Provides a manual temperature setting that lets you maintain the freshness of ingredients as varied as a whole salmon or large eggplants. It gives you total control over of the amount of cool air that enters the drawer.
- 2-TIER FREEZER DRAWER WITH STORAGE DIVIDERS**
Allows you to organize frozen items on two levels, making them easier to access. It includes storage dividers in the lower basket to help keep smaller items easy to find, so it's easy to keep the lamb chops separate from the pork chops.

SUNRISE VILLAGE



KitchenAid French Door Refrigerator – KRFF507HBS
Black Stainless 27 Cu. Ft.

Additional Features

- PRINTSHIELD™ FINISH**
Resists smudges and fingerprints. The specialized coating for stainless steel is easy to clean with just water and a soft cloth, so you can spend more time cooking and less time cleaning up.
- PULL OUT TRAY**
Provides an ideal space to store large platters of appetizers and then access them with ease to keep you in the creative flow. It resists moisture and stains, and is removable for easy cleanup.
- IN-DOOR-ICE® SYSTEM**
Adds interior room in the refrigerator with an ice bin that mounts on the inside left door to allow for extra space on the shelves.
- EXTENDFRESH™ TEMPERATURE MANAGEMENT SYSTEM**
Separately monitors the temperatures in the refrigerator and freezer through a sensor located in each, to help ensure fresh fruit juices don't become frozen and prawns avoid freezer burn.
- FRESHCHILL™ TEMPERATURE-CONTROLLED FULL-WIDTH PANTRY**
Provides a manual temperature setting that lets you maintain the freshness of ingredients as varied as a whole salmon or large eggplants. It gives you total control over of the amount of cool air that enters the drawer.
- 2-TIER FREEZER DRAWER WITH STORAGE DIVIDERS**
Allows you to organize frozen items on two levels, making them easier to access. It includes storage dividers in the lower basket to help keep smaller items easy to find, so it's easy to keep the lamb chops separate from the pork chops.



KitchenAid Counter Depth French Door Refrigerator – KRFC300ESS
Stainless 20 Cu. Ft. – Interior Ice/Water

Features

ExtendFresh™ Temperature Management System

Separately monitors the temperatures in the refrigerator and freezer through a sensor located in each, to help ensure fresh fruit juices don't become frozen and prawns avoid freezer burn.

Interior Water Dispenser

provides easy access to filtered water inside the refrigerator

Produce Preserver

Absorbs ethylene gas emitted by many fruits and vegetables, causing them to over ripen. By removing ethylene, the produce preserver helps extend freshness.

REFRIGERATOR OPTIONS – FRENCH DOOR/MULTI DOOR



KitchenAid Counter Depth French Door Refrigerator – KRFC704FBS Black Stainless 23 Cu. Ft.

SUNRISE VILLAGE




KitchenAid Counter Depth French Door Refrigerator – KRFC300EBS Black Stainless 20 Cu. Ft. – Interior Ice/Water



KitchenAid Multi Door Refrigerator – KRMF606ESS Stainless 26 Cu. Ft.

Features




PrintShield™ Finish
Resists smudges and fingerprints. The specialized coating for stainless steel is easy to clean with just water and a soft cloth, so you can spend more time cooking and less time cleaning up.

Additional Features


UNDER-SHELF PREP ZONE
Utilizes empty space beneath the shelf to create a prep zone ideal for dough, desserts or marinating meats. 6" x 10" x 2" slide-out pan is oven- and dishwasher-safe, and easily transitions from fridge to oven so you can stay in the creative flow.

SLIDE-AWAY SHELF
Features a versatile design that allows three-quarters of the shelf to retract to accommodate taller items, such as wine bottles, up to 16.75 inches. This flexibility offers the most tall-item storage space in its class* and helps optimize organization.


Features



ExtendFresh™ Temperature Management System
Separately monitors the temperatures in the refrigerator and freezer through a sensor located in each, to help ensure fresh fruit juices don't become frozen and prawns avoid freezer burn.




Interior Water Dispenser
provides easy access to filtered water inside the refrigerator




Produce Preserver
Absorbs ethylene gas emitted by many fruits and vegetables, causing them to over ripen. By removing ethylene, the produce preserver helps extend freshness.


Features



Preserva® Food Care System
Two independent cooling systems provide a dedicated refrigeration unit to help keep food fresh longer, and a separate system for frozen food. The FreshFlow™ Air Filter helps minimize odors while the FreshFlow™ Produce Preserver helps delay over-ripening.



Professionally-Inspired Design
A bold blend of professionally-inspired styling and sleek touches for the home. This refrigerator features Satin Textured Handles with iconic KitchenAid Brand Medallions, a beautiful chrome frame surrounding the exterior water and ice dispenser and the KitchenAid® Badge.



5-Door Configuration
Is a KitchenAid innovation and industry first. This revolutionary configuration is a breakthrough in organization that puts all your food in ready sight and easy reach. It features soft close pantry doors to provide an additional level of convenience.

Seller reserves the right to substitute any product or material with that of equal quality.



Whirlpool Top Load Washer – WTW4850HW 4.3 Cu. Ft.

Features



Presoak Option

Enjoy better cleaning with the Presoak option that lets you skip soaking outside of the washer. Extra time is added in the washer before the wash cycle, which starts automatically when the option is complete.



Deep Water Wash Cycle

Take on stains with the Deep Water Wash cycle. It adds more water to help break down stains and improves the ability to rinse away soils.



Clean Washer Cycle with affresh® Washer Cleaner

Deep-fill the washer to clean even those areas that aren't normally reached by everyday cycles. Add an affresh® Washer Cleaner tablet to the Clean Washer cycle for best results.



Whirlpool Front Load Dryer – WED4850HW 7.0 Cu. Ft.

Features



Wrinkle Shield™ Option

Helps prevent wrinkles from setting in by continuing to tumble the load every 5 minutes after the cycle is complete. Either designate how long the feature tumbles the load, or easily open the door to end it.



7.0 Cu. Ft. Capacity

With a 7.0 cu. ft. capacity dryer drum, there's plenty of room to easily handle the large loads you washed in the matching top load washer.



Whirlpool Front Load Closet Depth Washer – WFW6620HW

Features




Load & Go™ XL Dispenser

Skip steps with the Load & Go™ XL dispenser. Simply add detergent once and skip refills for 40 loads.²



Intuitive Controls

Let the washer guide you to the right cycle combinations or customize up to 35 of your own to get the right type of fabric care for whatever you're washing.



Steam Clean Option

Get help removing everyday stains with the Steam Clean option, which gets deep into fabrics with increased wash action and heat.



Whirlpool Front Load Dryer – WED6620HW 7.0 Cu. Ft.

Features



Intuitive Controls

Let the dryer guide you to the right cycle combinations or customize up to 36 of your own to get the right type of fabric care for whatever you're drying.



Wrinkle Shield™ Plus Option with Steam

Help keep wrinkles from setting into clean, dry fabrics. The Wrinkle Shield™ Plus option with Steam uses tumbling and steam for up to 150 minutes after the cycle ends or until you open the dryer door for improved wrinkle-fighting performance.



Steam Refresh Cycle

Release wrinkles and reduce odors with the Steam Refresh cycle. It uses water and heat to get clothes ready to wear without rewashing.



Whirlpool Pedestals for Front Load W/D – WFP2715 w/Drawer – Pair 15 ½” High