

ELEVATION OPTIONS



ELEVATION A
SHOWN WITH BRICK OPTION A



ELEVATION A
SHOWN WITH BRICK OPTION B



ELEVATION A
SHOWN WITH BRICK OPTION C



ELEVATION B
SHOWN WITH BRICK OPTION A



ELEVATION B
SHOWN WITH BRICK OPTION B



ELEVATION B
SHOWN WITH BRICK OPTION C



ELEVATION C
SHOWN WITH BRICK OPTION A



ELEVATION C
SHOWN WITH BRICK OPTION B



ELEVATION C
SHOWN WITH BRICK OPTION C



ELEVATION D
SHOWN WITH BRICK OPTION A



ELEVATION D
SHOWN WITH BRICK OPTION B



ELEVATION F



ELEVATION E
SHOWN WITH BRICK OPTION A



ELEVATION E
SHOWN WITH BRICK OPTION B



THE ARTHUR

2,606 SQ. FT.
TWO STORY
4 BEDROOM
2.5 BATHROOM




Silverthorne Homes reserves the right in its sole discretion, to make changes, and/or modifications without prior notice. Customized features/options are not included in the base price of the home. Exterior elevations and floorplans are artist renderings and optional/unavailable features may be displayed. Plan size quotations are approximate. The floorplans and renderings as well as the homes they represent have been copyrighted. Unauthorized duplication in any form is prohibited by law. © 2020 Silverthorne Homes.



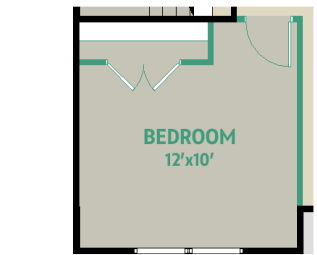
SilverthorneHomes.com



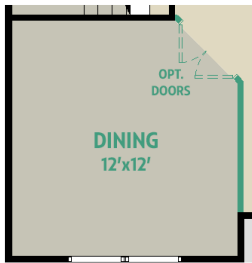
FIRST FLOOR



OPTIONAL BASEMENT



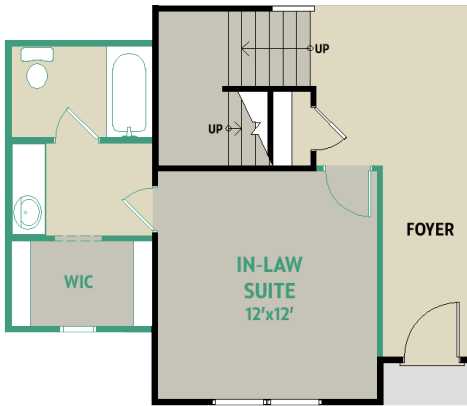
OPTIONAL BEDROOM
IN PLACE OF STUDY



OPTIONAL DINING
IN PLACE OF STUDY



OPTIONAL 4' NOOK
EXTENSION

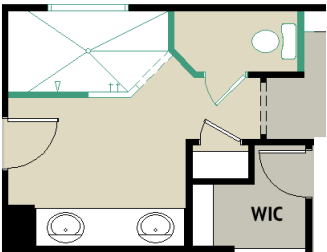


OPTIONAL IN-LAW SUITE
IN PLACE OF STUDY

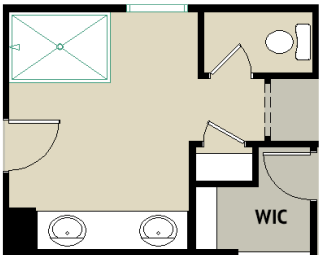
SECOND FLOOR



OPTIONAL
BEDROOM 5
IN PLACE OF LOFT



OPTIONAL LUXURY SHOWER



OPTIONAL TILE SHOWER

