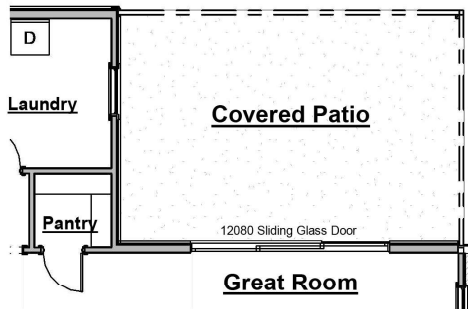


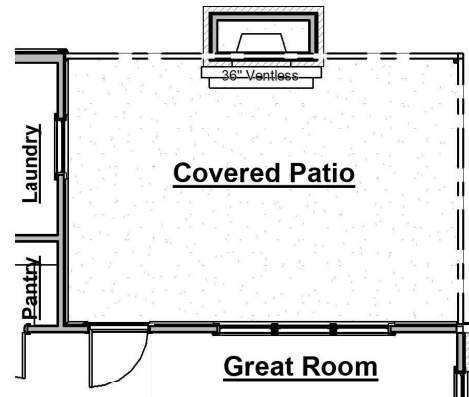
# the PORTSMOUTH

## Plan Options



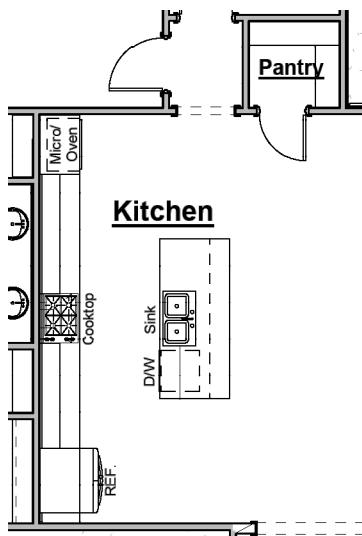
*12ft Sliding Glass Door*

-Adds 12ft sliding glass door & omits (3) 2'-8"x5'-0" windows from Great Room



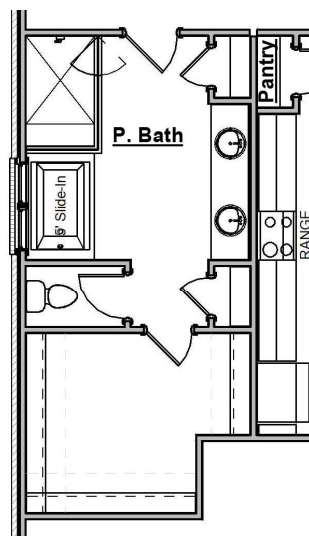
*Outdoor Gas Log Fireplace*

-Adds outdoor fireplace with siding or brick to match house, cedar beam mantel, firebox, gas logs & electrical outlet above fireplace



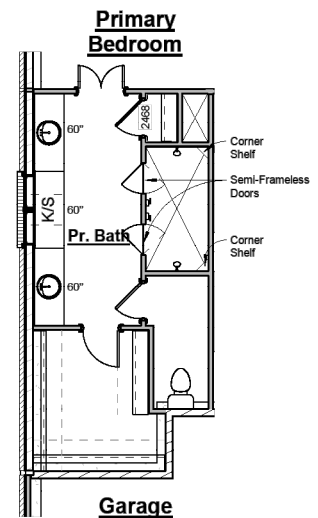
*Chef's Kitchen with Single Oven*

-Includes Frigidaire Gallery cooktop, wood hood, microwave above wall oven, dishwasher & cabinets in island  
-Omits small pantry in Kitchen



*Primary Bathroom Tub*

-Adds drop in tub with tile surround, ledge of tub creates small bench in shower

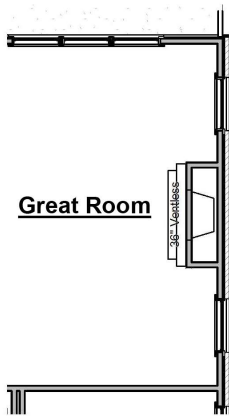


*Spa Shower*

Includes:  
- (2) Semi-Frameless shower glass door  
- (2) Shower heads with separate controls  
- Increases vanity to 180" & adds knee space

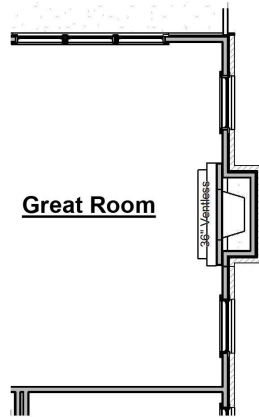


**HARRIS DOYLE**  
HOMES



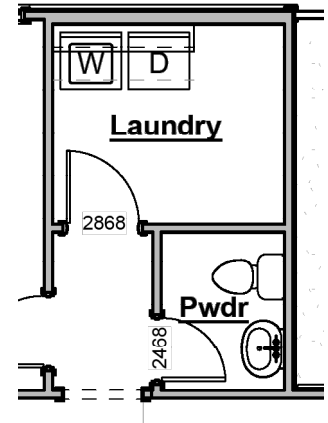
*Great Room Fireplace Bump-In*

- Adds fireplace to Great Room
- Includes trim-built mantel, firebox, 18" gas logs, tile surround, & electrical outlet above fireplace



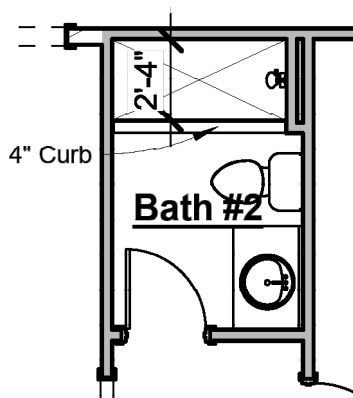
*Great Room Fireplace Bump-Out*

- Adds fireplace to Great Room
- Includes trim-built mantel, firebox, 18" gas logs, tile surround, & electrical outlet above fireplace




*Powder Bath*

- Omits Kitchen pantry
- Includes standard main living area flooring, pedestal sink, plumbing fixture, mirror & toilet



*Bath 2 Tile Shower*

- Replaces tub/shower unit with tile shower
- Includes tile walls & floor, shower head/valve & 4" curb
- Shower enclosure not included & may be purchased at design

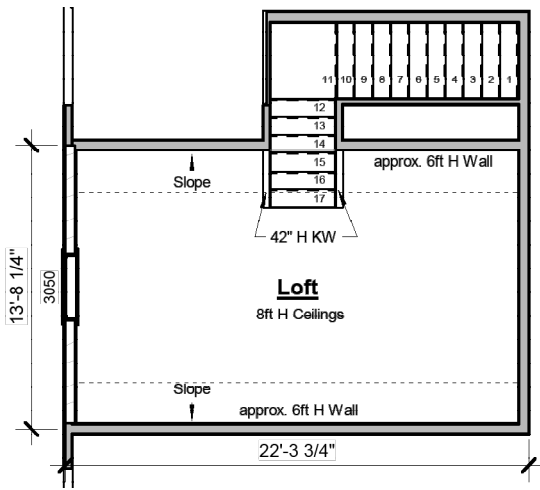


*Laundry Room Sink*

- Includes stainless sink with 30" base cabinet, cabinet hardware and countertop
- Cabinet base and countertop can be replaced with a freestanding utility sink



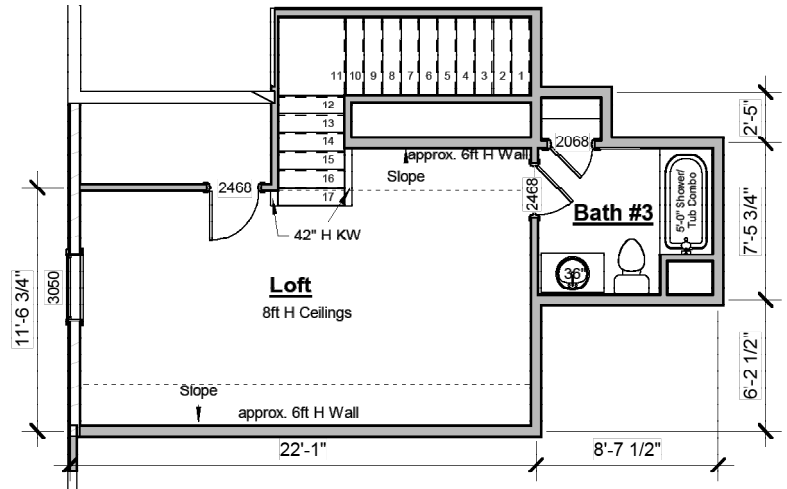
**HARRIS DOYLE**  
HOMES



*Loft Option*

-Adds approx. 270 sf of living space

*\*Layout will Vary Based on Elevation*



*Loft Option with Bath #3*

-Adds approx. 312 sf of living space  
-Includes sink with cabinet base, mirror, toilet, & fiberglass shower/tub

*\*Layout will Vary Based on Elevation*

### *Other Options*

- 4 Sides Brick (On Applicable Elevations)
- Guest Bath Syn-Iron Tub Shower with Tile Surround
- Pedestal Tubs

\*Certain structural options may not be available due to lot restrictions and/or selection of other options. Prices subject to change without notice.



**HARRIS DOYLE**  
HOMES



**LIFE WELL CRAFTED**



**HARRISDOYLE.COM**



facebook.com/harrisdoylehomes



@harrisdoylehomes  
#harrisdoyle