

DESIGN

BARTON - 4441PS



A



B



C



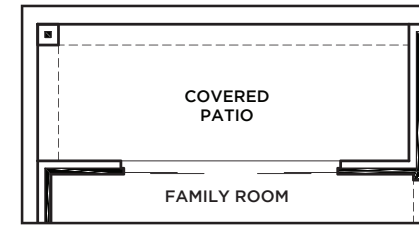
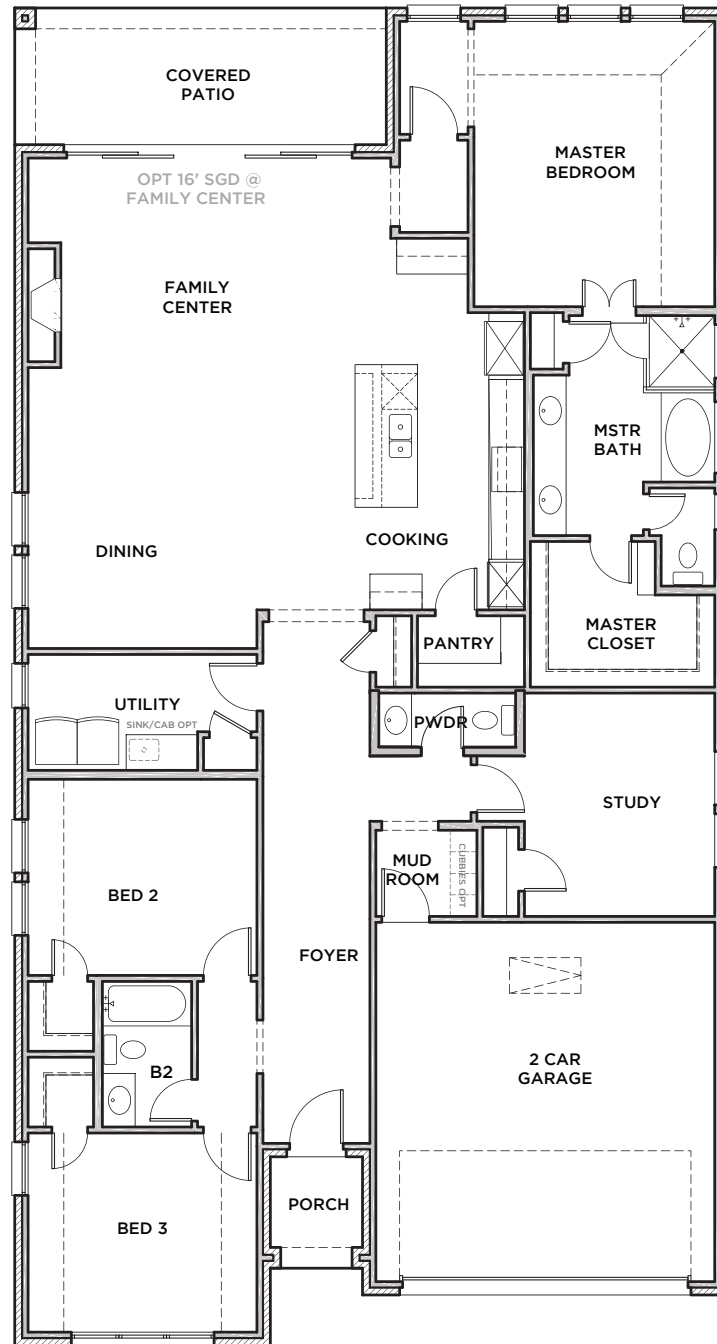
All Product including Architectural Designs, ©2000-2025, Shaddock Homes, LTD., All rights reserved. There may be existing or future design changes made in the floorplans, building products, methods, square footage or designs used in our homes that are not reflected in our information, sales center or in our models. The materials, designs, square footages, features, and amenities shown are based upon current development plans, which are subject to change without notice. No guarantee is made that the designs, square footages, materials, features, and amenities depicted by artist's renderings or otherwise described will be built, or if built, will be of the same type, size or nature as depicted or described. All stone elevations, metal roofs, cast stone door and window headers and solid sawn cedar posts are optional, but available via change order. Front doors will match the specification sheet or chosen door upgrade. Prices and terms subject to change without notice. REVISION DATE: 10.25.2018

BARTON 4441 (10.25.18)

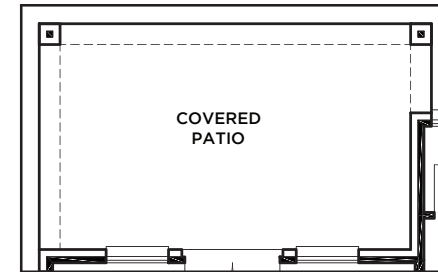
First Floor	S.FT
Total Living Area	2308
2 Car Garage	419
Covered Porch	32
Covered Patio	160
Total Area	2919

Options	
Ext. Covered Patio	110

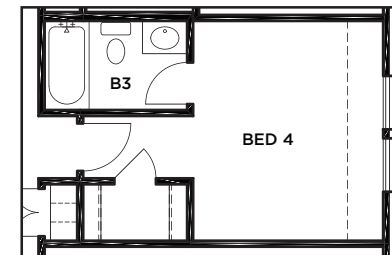
SHADDOCK HOMES



OPT 12' SGD @
FAMILY CENTER



OPT EXT CVD
PORCH



OPT BED 4 & BATH 3
ILO STUDY/POWDER