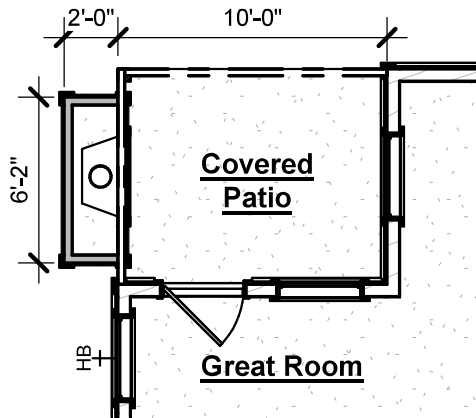


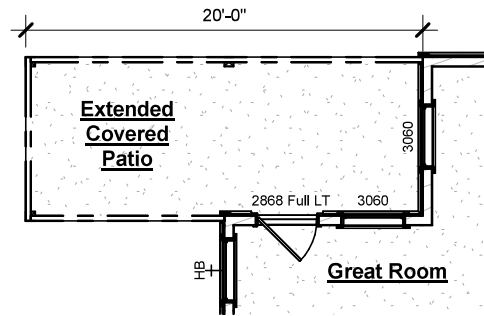
the WHITMORE

Plan Options



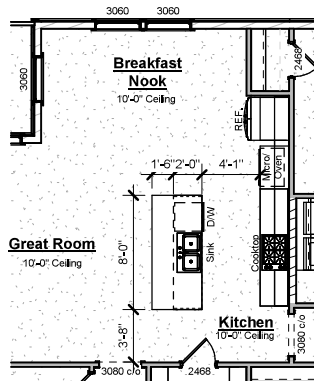
Outdoor Gas Log Fireplace

-Adds outdoor fireplace with siding or brick to match house, cedar beam mantel, firebox, gas logs & electrical outlet above fireplace



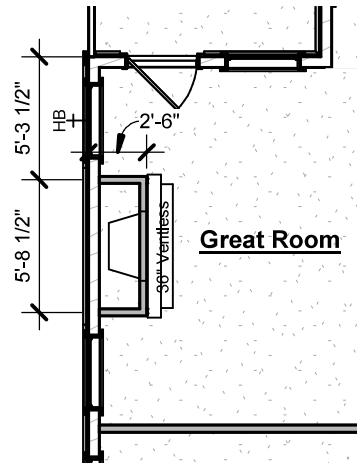
Covered Patio Extension

-Adds 83 sf of additional covered patio



Chef's Kitchen with Single Oven

-Includes Frigidaire Gallery cooktop, wood hood, 1 wall oven, microwave & dishwasher

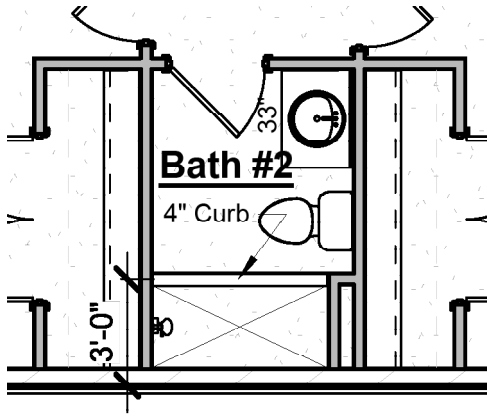


Great Room Fireplace Bump-In

-Adds fireplace to Great Room
-Includes trim-built mantel, firebox, 18" gas logs, tile surround, & electrical outlet above fireplace

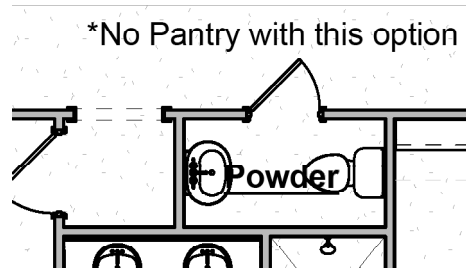


HARRIS DOYLE
HOMES



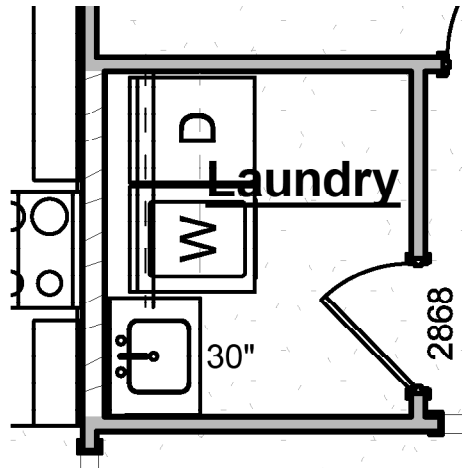
Bath 2 Tile Shower

- Replaces tub/shower unit with tile shower
- Includes tile walls & floor, shower head, valve & 4" curb
- Shower enclosure not included & may be purchased at design



Powder Bath Option

- Omits Pantry Location
- Includes standard main living area flooring, pedestal sink, plumbing fixture, mirror & toilet



Laundry Room Sink Option

- Includes stainless sink with 30" base cabinet, cabinet hardware and countertop
- Cabinet base and countertop can be replaced with a freestanding utility sink

*Certain structural options may not be available due to lot restrictions and/or selection of other options. Prices subject to change without notice.



HARRIS DOYLE
HOMES

...

LIFE WELL CRAFTED



HARRISDOYLE.COM



facebook.com/harrisdoylehomes



@harrisdoylehomes
#harrisdoyle