

ELEVATION OPTIONS



ELEVATION C
SHOWN WITH BRICK OPTION A



ELEVATION D
SHOWN WITH BRICK OPTION A



ELEVATION E
SHOWN WITH BRICK OPTION A

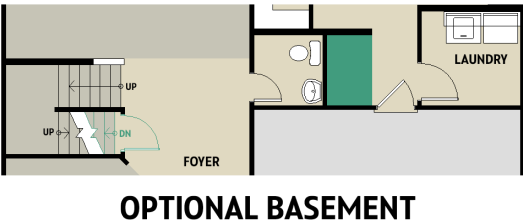
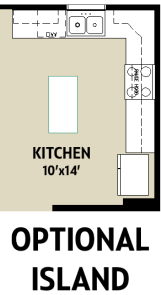
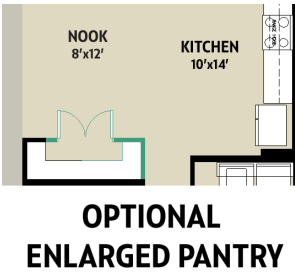
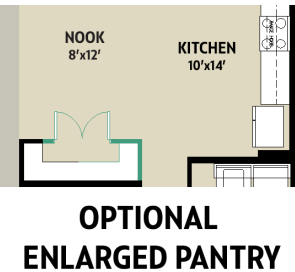
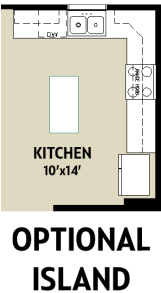
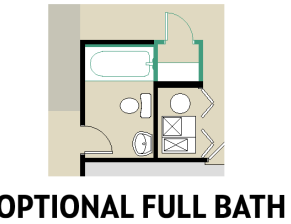


THE TRUMAN

2,479+ SQ. FT.
TWO STORY
4 BEDROOMS
2.5 BATHROOMS



FIRST FLOOR



SECOND FLOOR | BONUS ROOM

