

The Waterford Estate

\$2,000 Closing Credit
Through April**







Landscaping not included.
Not actual home, but similar plan.

\$839,900*

Immediate Occupancy

Woodleaf Reserve (Lot 175)
W221N4564 Timber Court
Pewaukee, WI 53072

-  3 Bedrooms
-  2 Bathrooms
-  2,320 SF
-  3 Car Garage

Directions: Hwy F/Redford Blvd. to Lisbon Rd. (right). Follow Lisbon Rd, right on Town Line Rd. Right onto Weyer Rd. Left on Seven Oaks Dr. Left on Woodleaf Way. Right on Timber Dr. to Timber Circle.

*Price subject to change without notice.



KITCHEN FEATURES

Designer kitchen with staggered maple cabinets with crown molding, soft close doors/drawers, undercabinet lighting & built-in look refrigerator panel
Quartz countertops, tile backsplash, & island w/ flush snack bar
Large corner pantry with melamine shelving
GE® kitchen appliance package w/built-in microwave, dishwasher, slide-in gas range, chimney hood & French door refrigerator in slate finish

MAIN LEVEL FEATURES

Mohawk® luxury vinyl plank flooring in kitchen, nook, great room, office, foyer, mudroom, laundry room & hallways
11' & ceiling height/box up ceiling in great room & transom window
Gas fireplace w/ stacked stone & boxed mantel
Office w/ double doors
Separate laundry & mudroom
Bath 2 w/ tiled wall shower over tub
Built-in boot bench in mudroom
Cabinets, countertop/folding table, & GE® washer/dryer in laundry room
Casing & jamb for select windows & patio door
Linen closet
Solid core swing doors
4 ¼ base & 3 ¼ casing

MASTER SUITE FEATURES

Box up ceiling
His & hers vanities w/ quartz countertop & drawer in between
Walk-in tiled to ceiling shower w/swing glass door & wall-to-wall tile shelf
Tile flooring
Separate commode room

ADDITIONAL FEATURES

Concrete driveway & walkway
Azek Deck
Finished basement staircase
Bathroom plumbing rough in
Lookout exposure
3' side bump out
Fibercement siding, trim, corner boards & wraps
Drywalled & insulated garage w/ ultra quiet door openers
2x6 Construction
Pella® Windows
Moen® Faucets & Kohler® Toilets
Dura Supreme® Cabinets
Maxim® Light Fixtures
Builder Warranty Included
Focus on Energy Certified **Floor Plan on Other Side** →



ASK RYAN!

Online Sales Consultant
262-884-9551
sales@korndoerferhomes.com



**Offer applies only to W221N4564 Timber Drive and is not interchangeable or transferable. Incentives have no cash value, may not be used toward down payment, and may not be combined with other offers unless expressly stated. Offers, pricing, terms, and availability are subject to change or withdrawal at any time without notice. See a Korndoerfer Homes New Home Consultant for full details.



The Waterford Estate Floor Plan



ASK RYAN!

Online Sales Consultant
262-884-9551
sales@korndorferhomes.com

KORNDORFER
HOMES
KORNDORFERHOMES.COM

